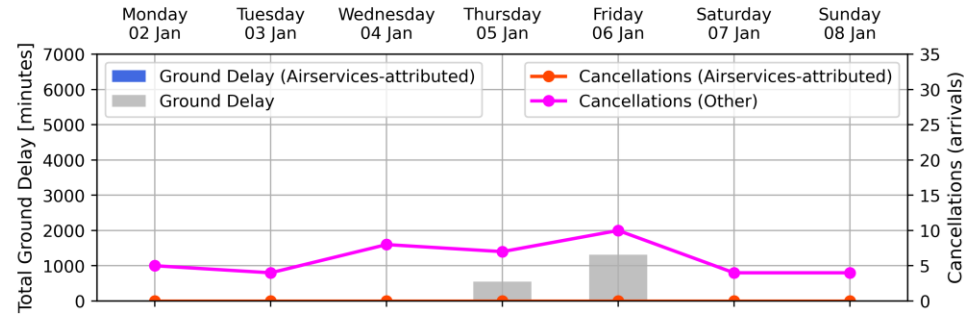


2023 Network Performance for Major Aerodromes

25 September 2023

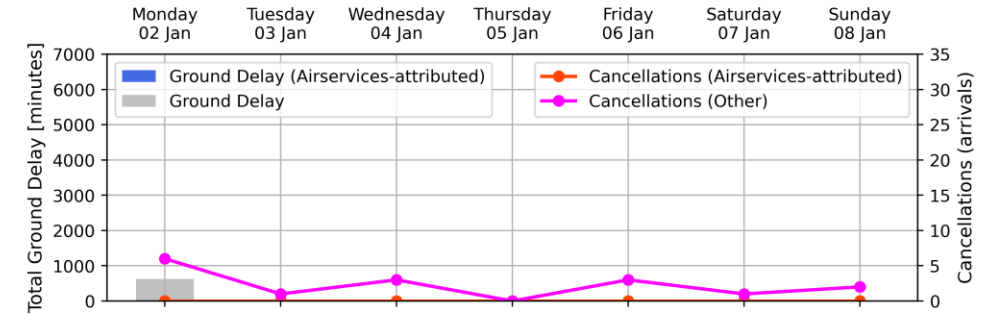
Weekly Airport Overview – Week starting 2 Jan 2023

Sydney KSA - Week starting 02 Jan 2023



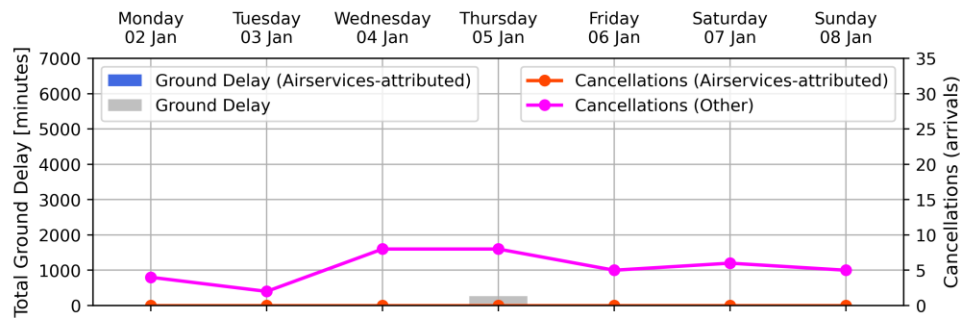
	Monday 02 Jan	Tuesday 03 Jan	Wednesday 04 Jan	Thursday 05 Jan	Friday 06 Jan	Saturday 07 Jan	Sunday 08 Jan
Arrivals	391	409	409	421	422	361	377
Total Movements	796	820	821	839	839	707	770
GDP Hours	No GDP	No GDP	No GDP	7	16	No GDP	No GDP
GDP Compliance [%]							
- Qantas Group	N/A	N/A	N/A	87	82	N/A	N/A
- Jetstar	N/A	N/A	N/A	86	58	N/A	N/A
- Virgin Australia	N/A	N/A	N/A	86	63	N/A	N/A
- REX	N/A	N/A	N/A	89	92	N/A	N/A
- Other	N/A	N/A	N/A	50	56	N/A	N/A

Melbourne Airport - Week starting 02 Jan 2023



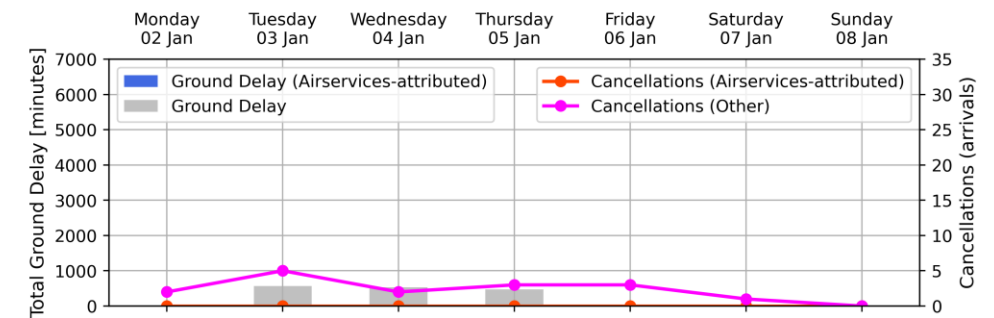
	Monday 02 Jan	Tuesday 03 Jan	Wednesday 04 Jan	Thursday 05 Jan	Friday 06 Jan	Saturday 07 Jan	Sunday 08 Jan
Arrivals	294	299	326	337	336	278	299
Total Movements	601	604	646	675	669	556	600
GDP Hours	17	1	No GDP	No GDP	No GDP	No GDP	No GDP
GDP Compliance [%]							
- Qantas Group	82	N/A	N/A	N/A	N/A	N/A	N/A
- Jetstar	55	0	N/A	N/A	N/A	N/A	N/A
- Virgin Australia	85	N/A	N/A	N/A	N/A	N/A	N/A
- REX	87	N/A	N/A	N/A	N/A	N/A	N/A
- Other	100	N/A	N/A	N/A	N/A	N/A	N/A

Brisbane Airport - Week starting 02 Jan 2023



	Monday 02 Jan	Tuesday 03 Jan	Wednesday 04 Jan	Thursday 05 Jan	Friday 06 Jan	Saturday 07 Jan	Sunday 08 Jan
Arrivals	261	281	279	285	285	215	223
Total Movements	525	559	557	582	570	413	457
GDP Hours	No GDP	No GDP	No GDP	7	No GDP	No GDP	No GDP
GDP Compliance [%]							
- Qantas Group	N/A	N/A	N/A	91	N/A	N/A	N/A
- Jetstar	N/A	N/A	N/A	20	N/A	N/A	N/A
- Virgin Australia	N/A	N/A	N/A	61	N/A	N/A	N/A
- REX	N/A	N/A	N/A	80	N/A	N/A	N/A
- Other	N/A	N/A	N/A	46	N/A	N/A	N/A

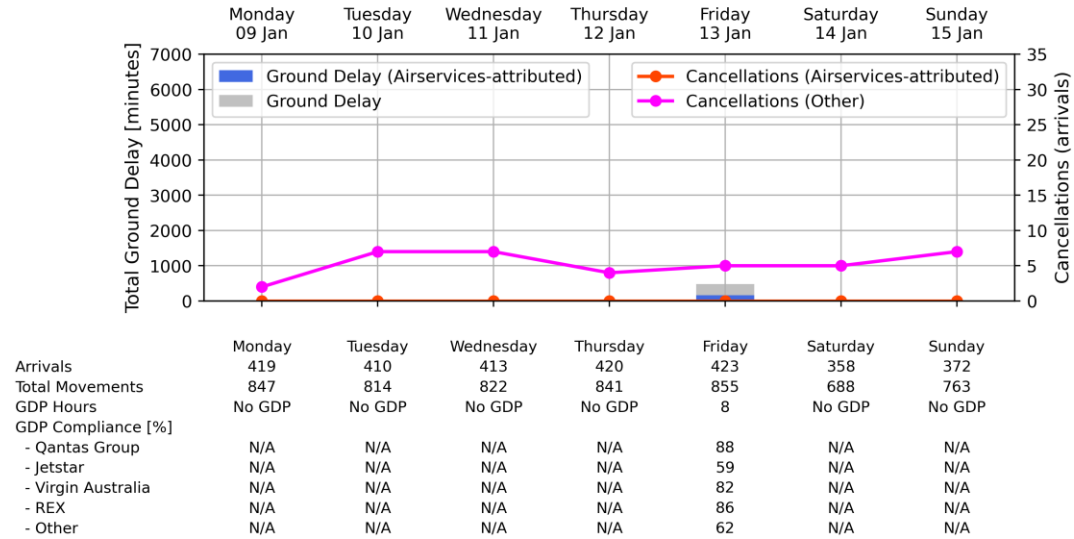
Perth Airport - Week starting 02 Jan 2023



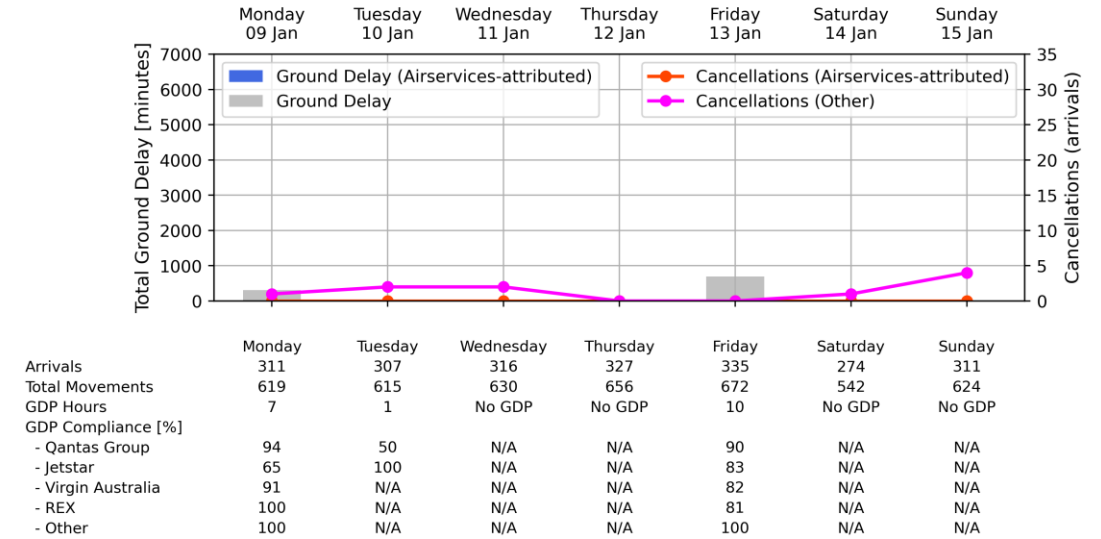
	Monday 02 Jan	Tuesday 03 Jan	Wednesday 04 Jan	Thursday 05 Jan	Friday 06 Jan	Saturday 07 Jan	Sunday 08 Jan
Arrivals	195	250	234	251	198	100	109
Total Movements	390	499	473	503	397	199	220
GDP Hours	No GDP	14	6	15	No GDP	No GDP	No GDP
GDP Compliance [%]							
- Qantas Group	N/A	82	78	76	N/A	N/A	N/A
- Jetstar	N/A	100	N/A	100	N/A	N/A	N/A
- Virgin Australia	N/A	86	88	95	N/A	N/A	N/A
- REX	N/A	17	100	100	N/A	N/A	N/A
- Other	N/A	71	76	72	N/A	N/A	N/A

Weekly Airport Overview – Week starting 9 Jan 2023

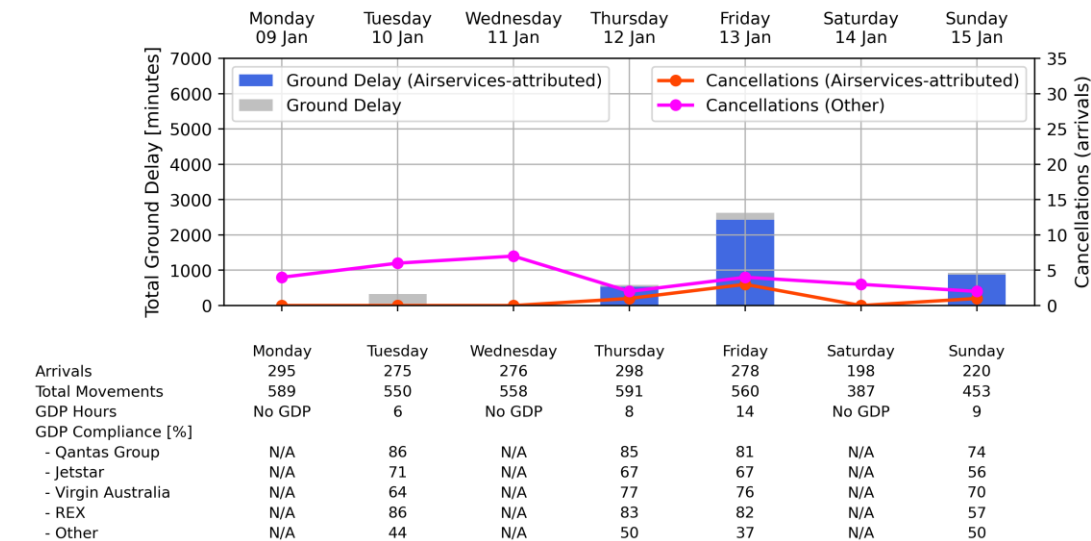
Sydney KSA - Week starting 09 Jan 2023



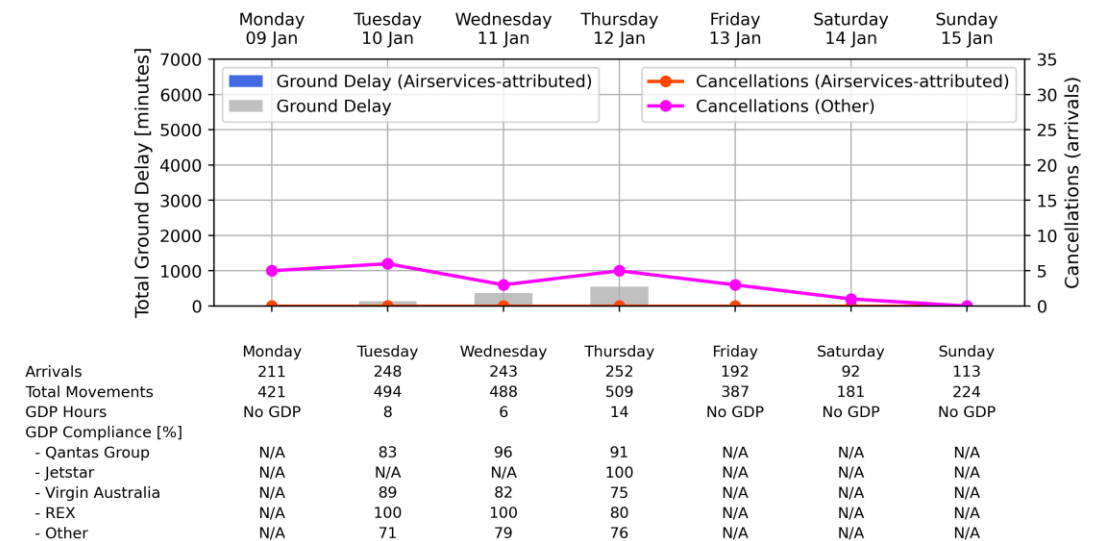
Melbourne Airport - Week starting 09 Jan 2023



Brisbane Airport - Week starting 09 Jan 2023

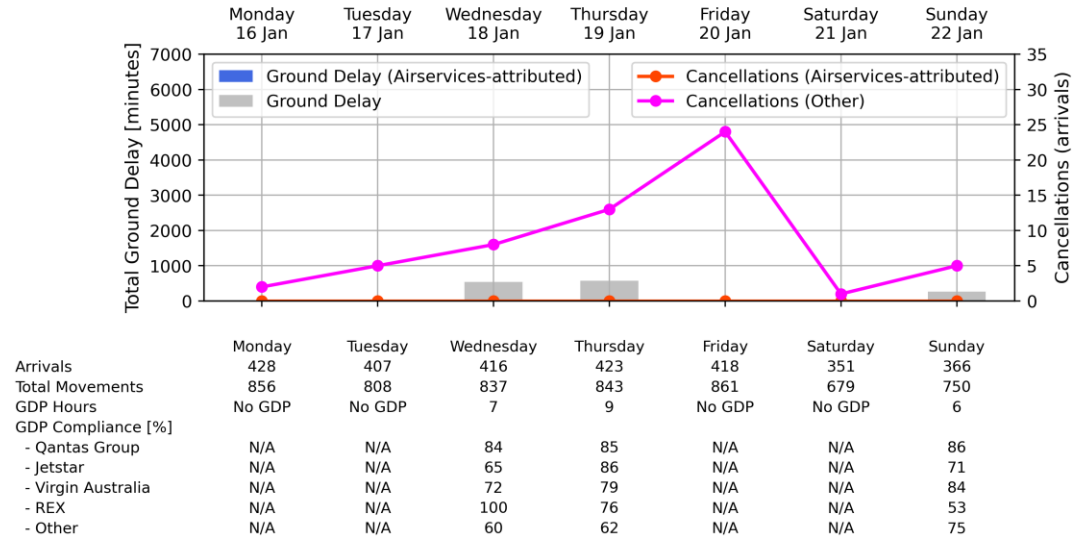


Perth Airport - Week starting 09 Jan 2023

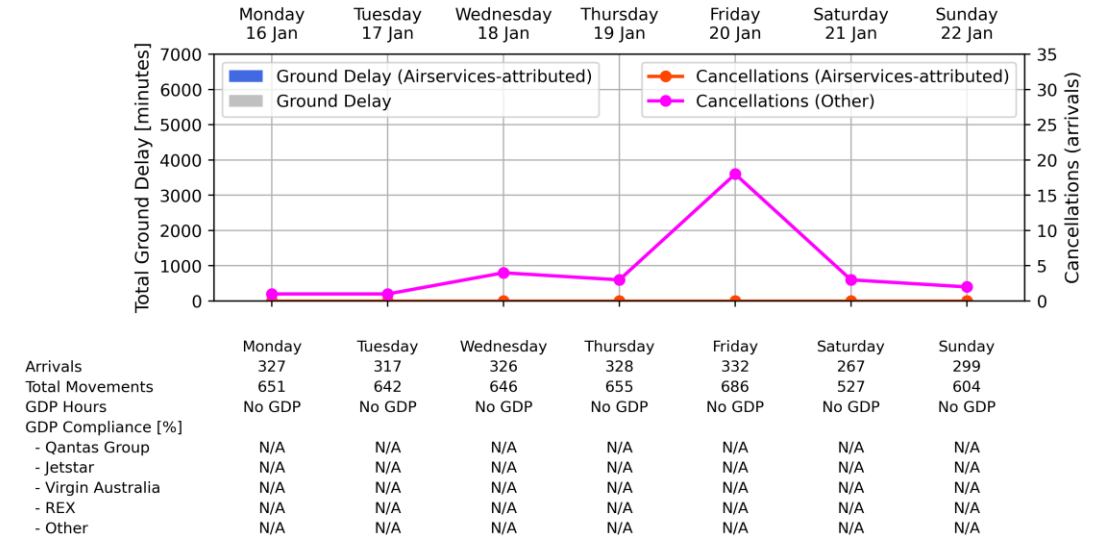


Weekly Airport Overview – Week starting 16 Jan 2023

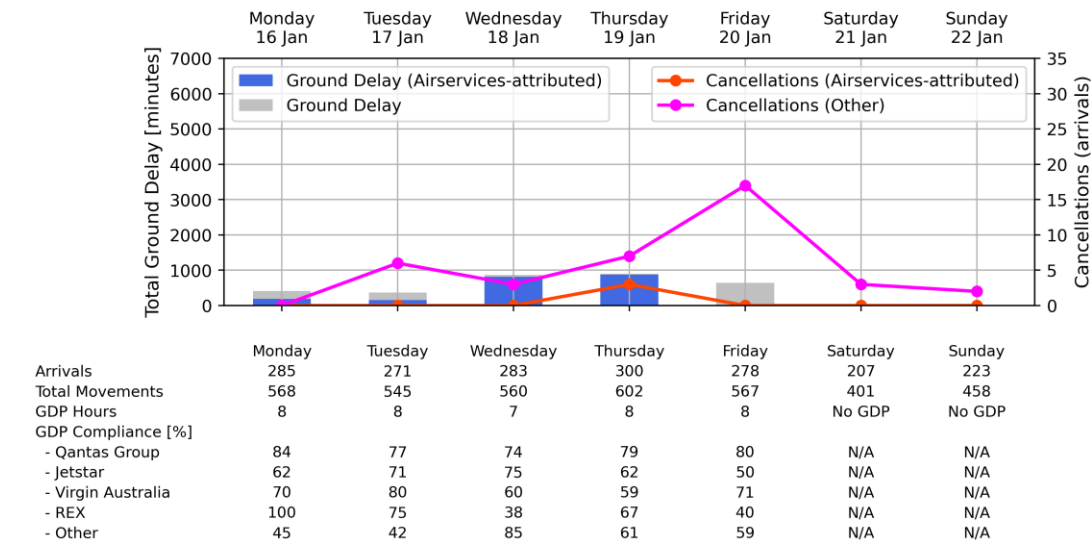
Sydney KSA - Week starting 16 Jan 2023



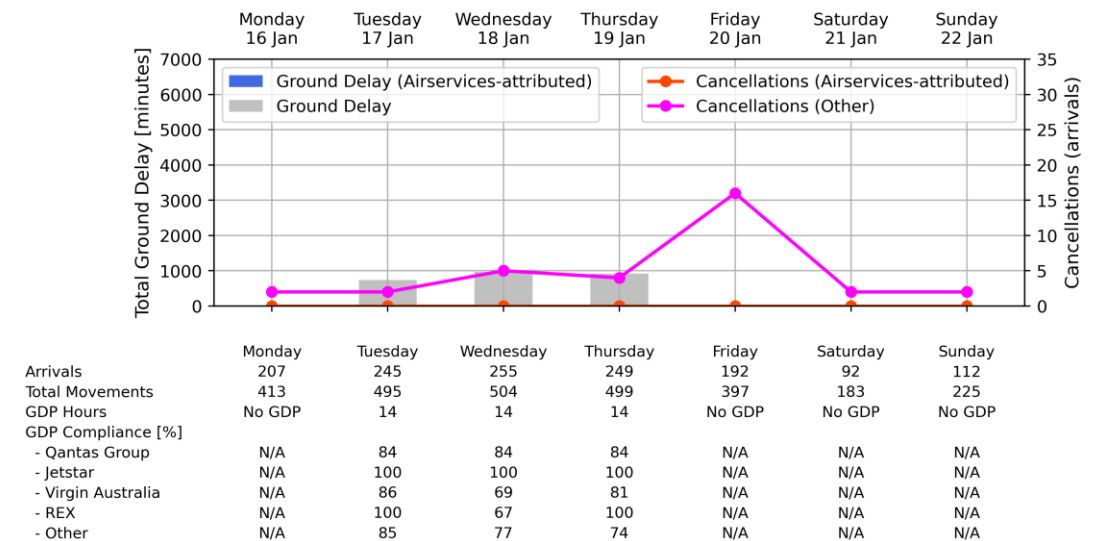
Melbourne Airport - Week starting 16 Jan 2023



Brisbane Airport - Week starting 16 Jan 2023

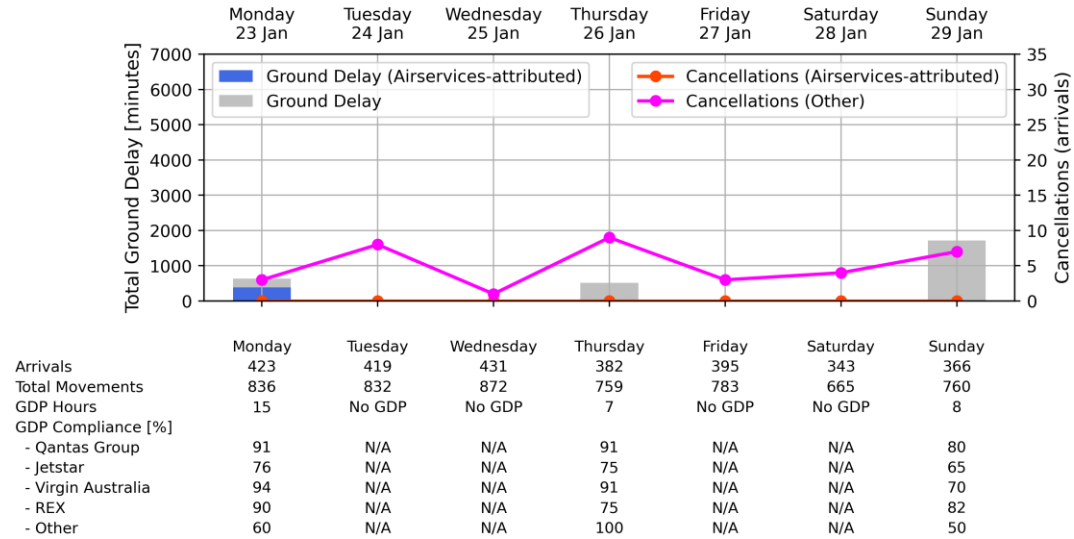


Perth Airport - Week starting 16 Jan 2023

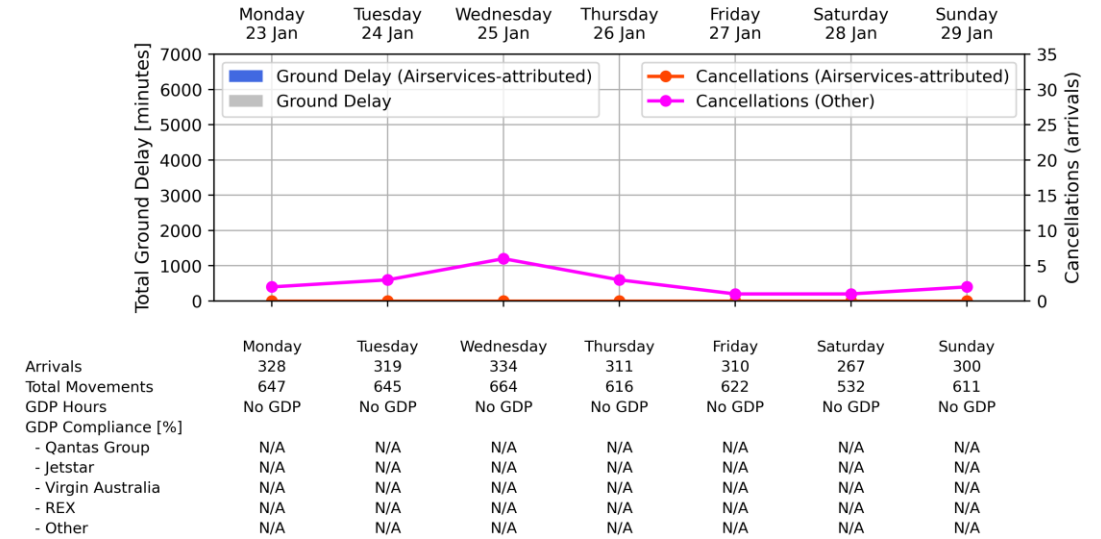


Weekly Airport Overview – Week starting 23 Jan 2023

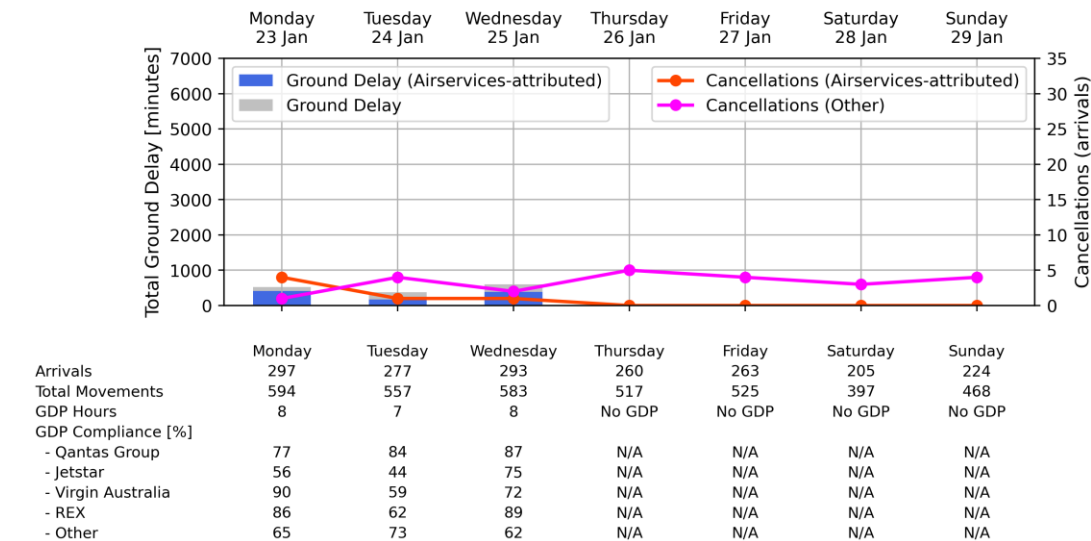
Sydney KSA - Week starting 23 Jan 2023



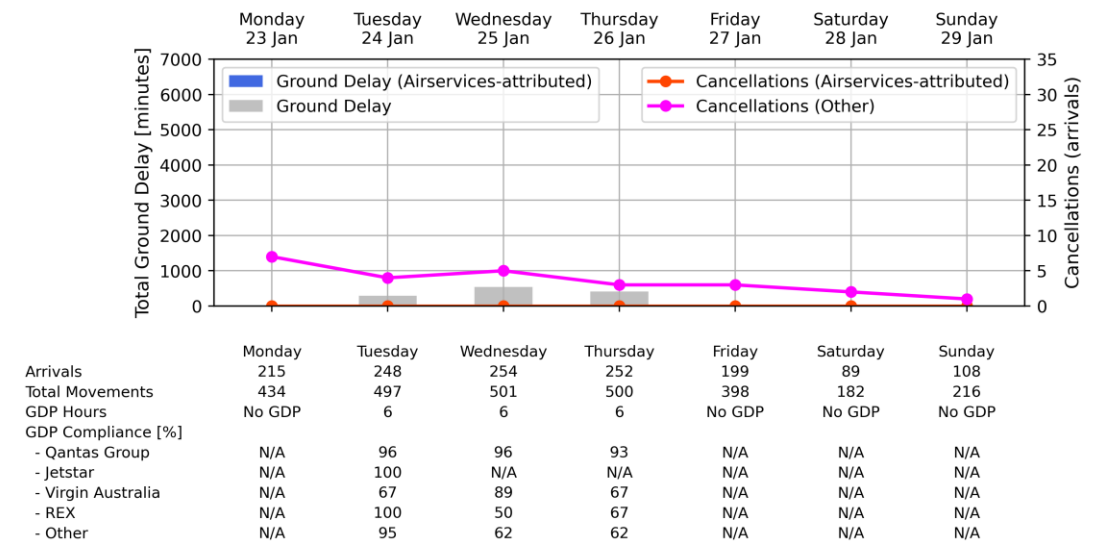
Melbourne Airport - Week starting 23 Jan 2023



Brisbane Airport - Week starting 23 Jan 2023

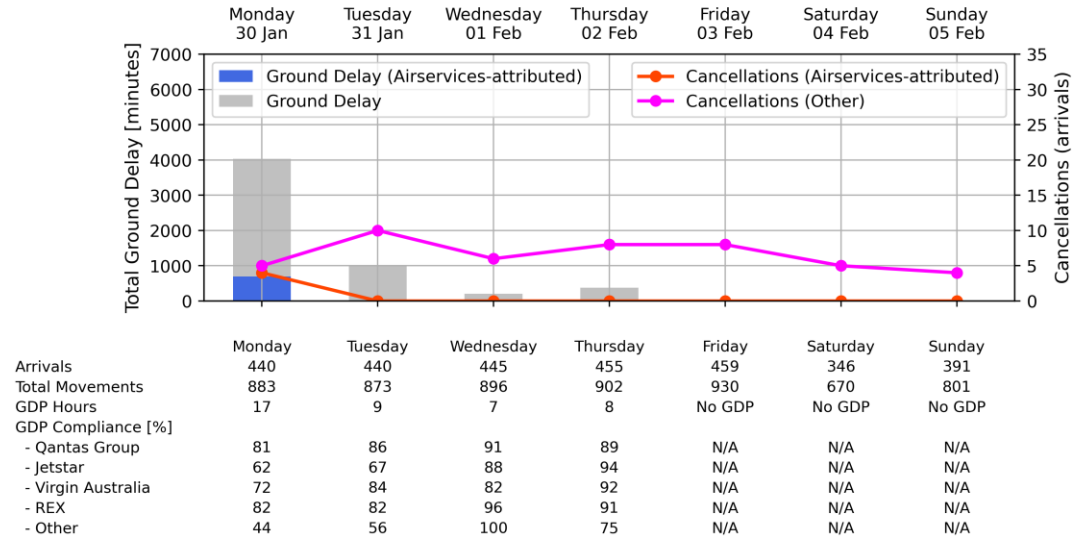


Perth Airport - Week starting 23 Jan 2023

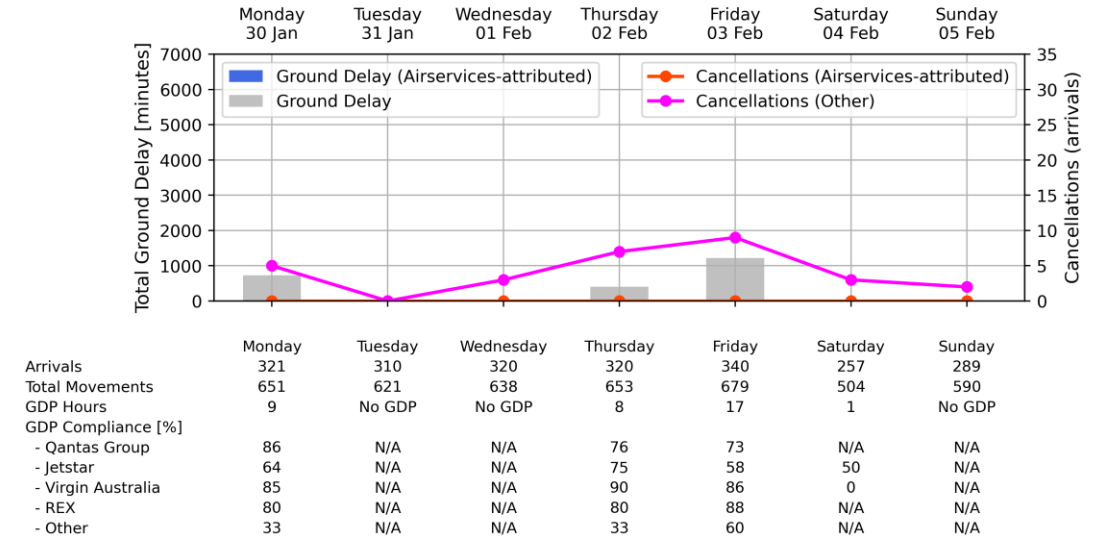


Weekly Airport Overview – Week starting 30 Jan 2023

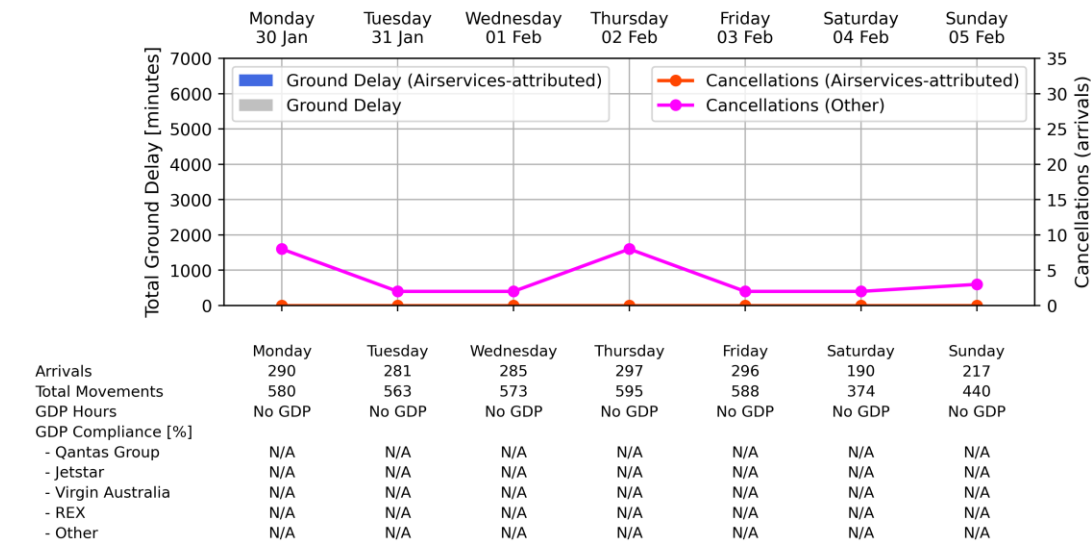
Sydney KSA - Week starting 30 Jan 2023



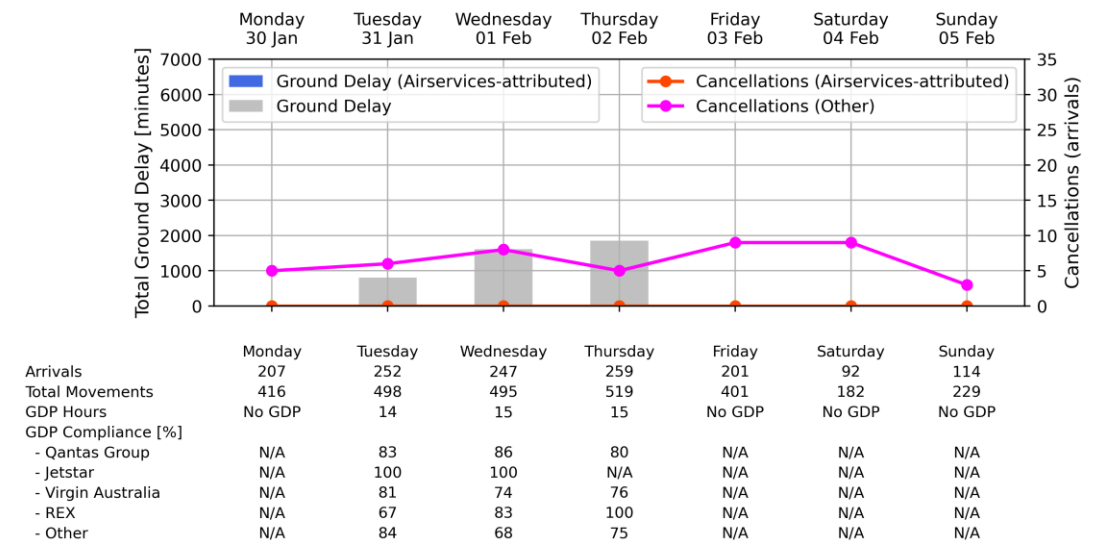
Melbourne Airport - Week starting 30 Jan 2023



Brisbane Airport - Week starting 30 Jan 2023

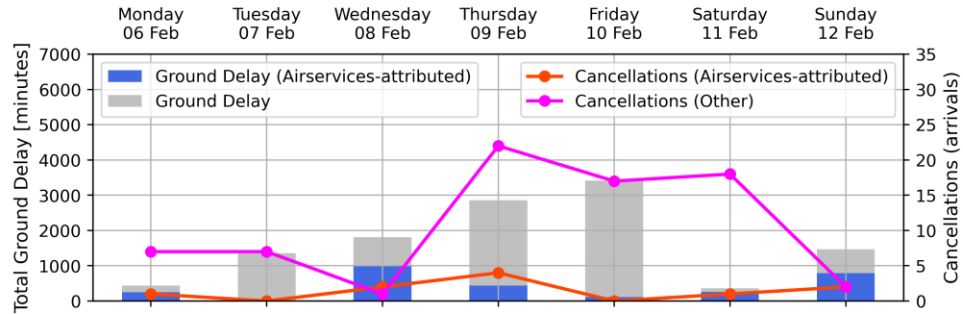


Perth Airport - Week starting 30 Jan 2023



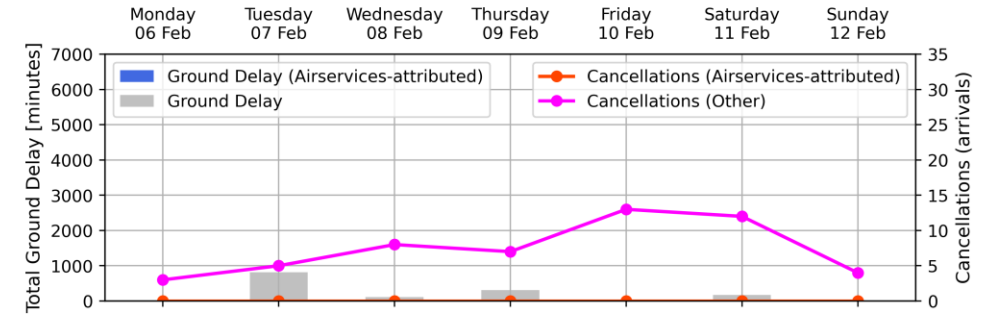
Weekly Airport Overview – Week starting 6 Feb 2023

Sydney KSA - Week starting 06 Feb 2023



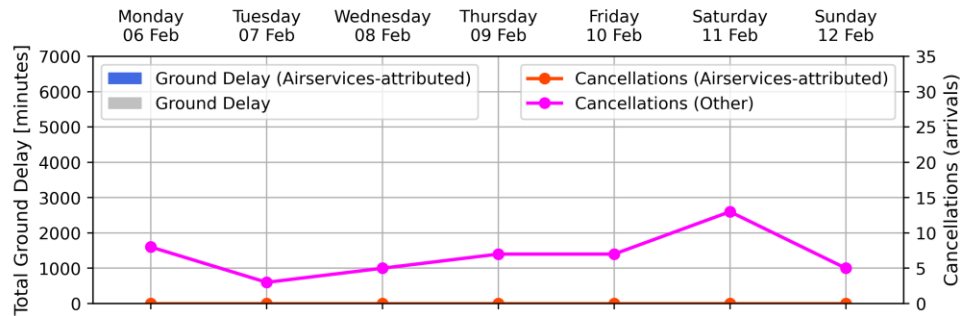
	Monday 06 Feb	Tuesday 07 Feb	Wednesday 08 Feb	Thursday 09 Feb	Friday 10 Feb	Saturday 11 Feb	Sunday 12 Feb
Arrivals	457	442	431	417	460	333	377
Total Movements	909	883	869	816	938	651	777
GDP Hours	8	16	17	17	17	9	8
GDP Compliance [%]							
- Qantas Group	97	91	91	80	80	88	91
- Jetstar	79	79	63	59	58	80	92
- Virgin Australia	90	90	93	75	77	91	87
- REX	97	94	96	72	72	81	74
- Other	50	59	91	78	63	50	60

Melbourne Airport - Week starting 06 Feb 2023



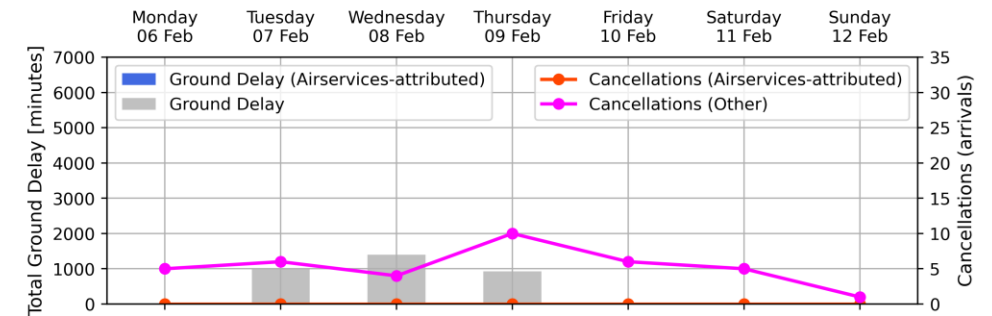
	Monday 06 Feb	Tuesday 07 Feb	Wednesday 08 Feb	Thursday 09 Feb	Friday 10 Feb	Saturday 11 Feb	Sunday 12 Feb
Arrivals	327	310	315	306	319	253	285
Total Movements	655	612	630	617	641	505	575
GDP Hours	No GDP	10	7	10	No GDP	6	No GDP
GDP Compliance [%]							
- Qantas Group	N/A	83	89	81	N/A	100	N/A
- Jetstar	N/A	67	75	77	N/A	90	N/A
- Virgin Australia	N/A	74	93	58	N/A	93	N/A
- REX	N/A	80	100	46	N/A	83	N/A
- Other	N/A	100	N/A	0	N/A	N/A	N/A

Brisbane Airport - Week starting 06 Feb 2023



	Monday 06 Feb	Tuesday 07 Feb	Wednesday 08 Feb	Thursday 09 Feb	Friday 10 Feb	Saturday 11 Feb	Sunday 12 Feb
Arrivals	304	288	301	291	304	186	232
Total Movements	616	574	604	587	602	372	474
GDP Hours	No GDP	No GDP	No GDP	No GDP	No GDP	No GDP	No GDP
GDP Compliance [%]							
- Qantas Group	N/A	N/A	N/A	N/A	N/A	N/A	N/A
- Jetstar	N/A	N/A	N/A	N/A	N/A	N/A	N/A
- Virgin Australia	N/A	N/A	N/A	N/A	N/A	N/A	N/A
- REX	N/A	N/A	N/A	N/A	N/A	N/A	N/A
- Other	N/A	N/A	N/A	N/A	N/A	N/A	N/A

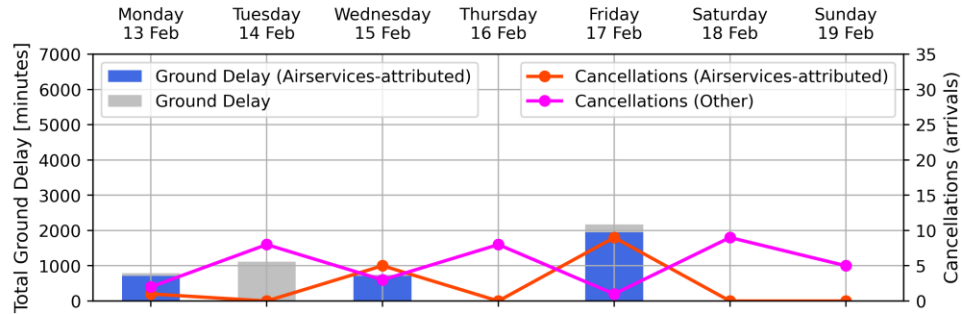
Perth Airport - Week starting 06 Feb 2023



	Monday 06 Feb	Tuesday 07 Feb	Wednesday 08 Feb	Thursday 09 Feb	Friday 10 Feb	Saturday 11 Feb	Sunday 12 Feb
Arrivals	204	262	243	271	204	86	108
Total Movements	413	521	494	546	391	178	211
GDP Hours	No GDP	15	15	15	No GDP	No GDP	No GDP
GDP Compliance [%]							
- Qantas Group	N/A	83	89	82	N/A	N/A	N/A
- Jetstar	N/A	0	100	N/A	N/A	N/A	N/A
- Virgin Australia	N/A	84	87	72	N/A	N/A	N/A
- REX	N/A	83	83	56	N/A	N/A	N/A
- Other	N/A	70	72	63	N/A	N/A	N/A

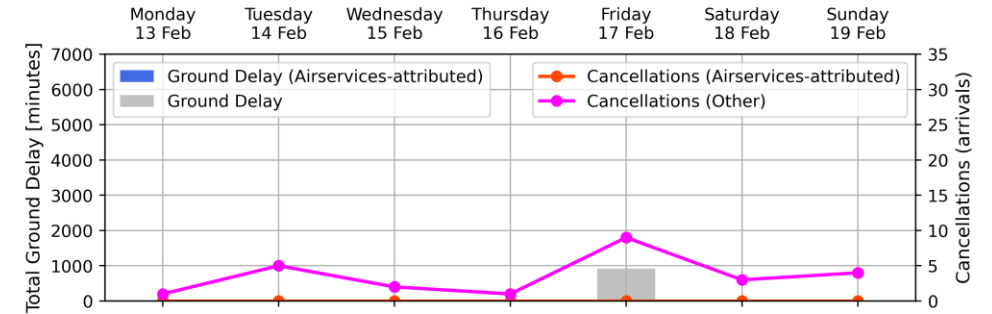
Weekly Airport Overview – Week starting 13 Feb 2023

Sydney KSA - Week starting 13 Feb 2023



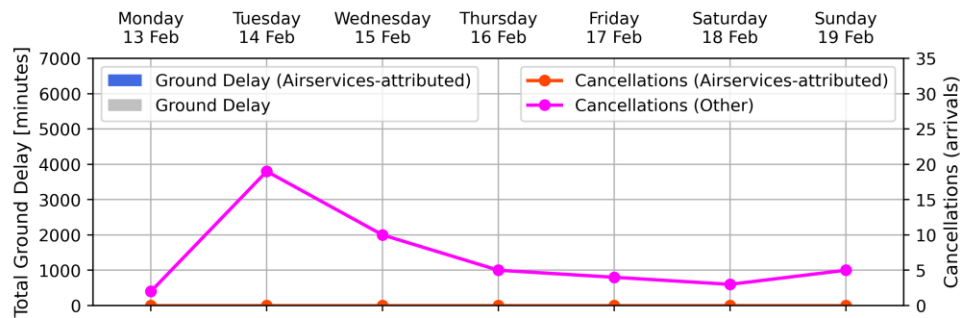
	Monday 13 Feb	Tuesday 14 Feb	Wednesday 15 Feb	Thursday 16 Feb	Friday 17 Feb	Saturday 18 Feb	Sunday 19 Feb
Arrivals	434	434	425	450	458	338	382
Total Movements	869	855	859	897	926	652	784
GDP Hours	9	11	8	No GDP	13	No GDP	No GDP
GDP Compliance [%]							
- Qantas Group	87	89	93	N/A	80	N/A	N/A
- Jetstar	90	67	71	N/A	69	N/A	N/A
- Virgin Australia	76	90	91	N/A	82	N/A	N/A
- REX	97	88	87	N/A	86	N/A	N/A
- Other	62	71	67	N/A	38	N/A	N/A

Melbourne Airport - Week starting 13 Feb 2023



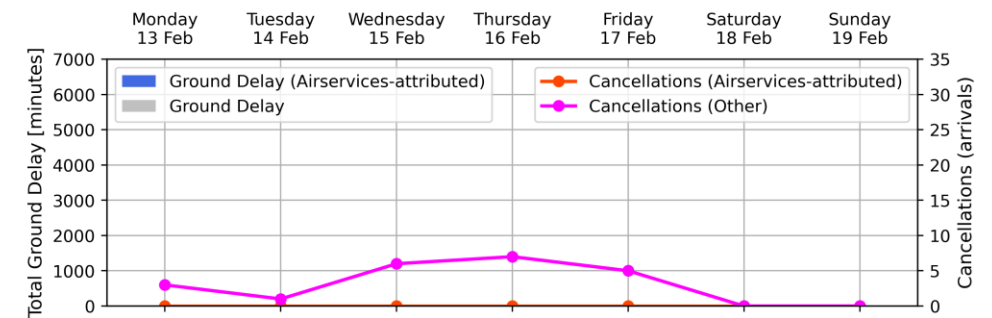
	Monday 13 Feb	Tuesday 14 Feb	Wednesday 15 Feb	Thursday 16 Feb	Friday 17 Feb	Saturday 18 Feb	Sunday 19 Feb
Arrivals	310	293	318	322	328	250	278
Total Movements	626	581	624	660	657	493	561
GDP Hours	No GDP	No GDP	No GDP	No GDP	17	1	No GDP
GDP Compliance [%]							
- Qantas Group	N/A	N/A	N/A	N/A	78	N/A	N/A
- Jetstar	N/A	N/A	N/A	N/A	72	33	N/A
- Virgin Australia	N/A	N/A	N/A	N/A	83	0	N/A
- REX	N/A	N/A	N/A	N/A	75	N/A	N/A
- Other	N/A	N/A	N/A	N/A	75	N/A	N/A

Brisbane Airport - Week starting 13 Feb 2023



	Monday 13 Feb	Tuesday 14 Feb	Wednesday 15 Feb	Thursday 16 Feb	Friday 17 Feb	Saturday 18 Feb	Sunday 19 Feb
Arrivals	298	265	296	298	304	195	218
Total Movements	595	539	589	606	603	374	452
GDP Hours	No GDP	No GDP	No GDP	No GDP	No GDP	No GDP	No GDP
GDP Compliance [%]							
- Qantas Group	N/A	N/A	N/A	N/A	N/A	N/A	N/A
- Jetstar	N/A	N/A	N/A	N/A	N/A	N/A	N/A
- Virgin Australia	N/A	N/A	N/A	N/A	N/A	N/A	N/A
- REX	N/A	N/A	N/A	N/A	N/A	N/A	N/A
- Other	N/A	N/A	N/A	N/A	N/A	N/A	N/A

Perth Airport - Week starting 13 Feb 2023

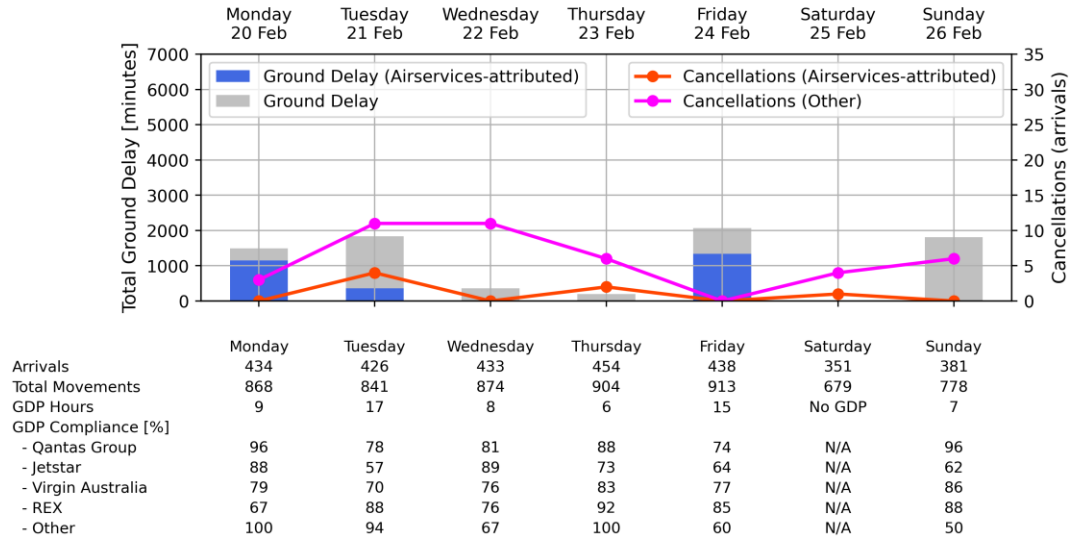


	Monday 13 Feb	Tuesday 14 Feb	Wednesday 15 Feb	Thursday 16 Feb	Friday 17 Feb	Saturday 18 Feb	Sunday 19 Feb
Arrivals	211	250	240	251	202	93	103
Total Movements	430	496	489	508	393	190	207
GDP Hours	No GDP	No GDP	No GDP	No GDP	No GDP	No GDP	No GDP
GDP Compliance [%]							
- Qantas Group	N/A	N/A	N/A	N/A	N/A	N/A	N/A
- Jetstar	N/A	N/A	N/A	N/A	N/A	N/A	N/A
- Virgin Australia	N/A	N/A	N/A	N/A	N/A	N/A	N/A
- REX	N/A	N/A	N/A	N/A	N/A	N/A	N/A
- Other	N/A	N/A	N/A	N/A	N/A	N/A	N/A

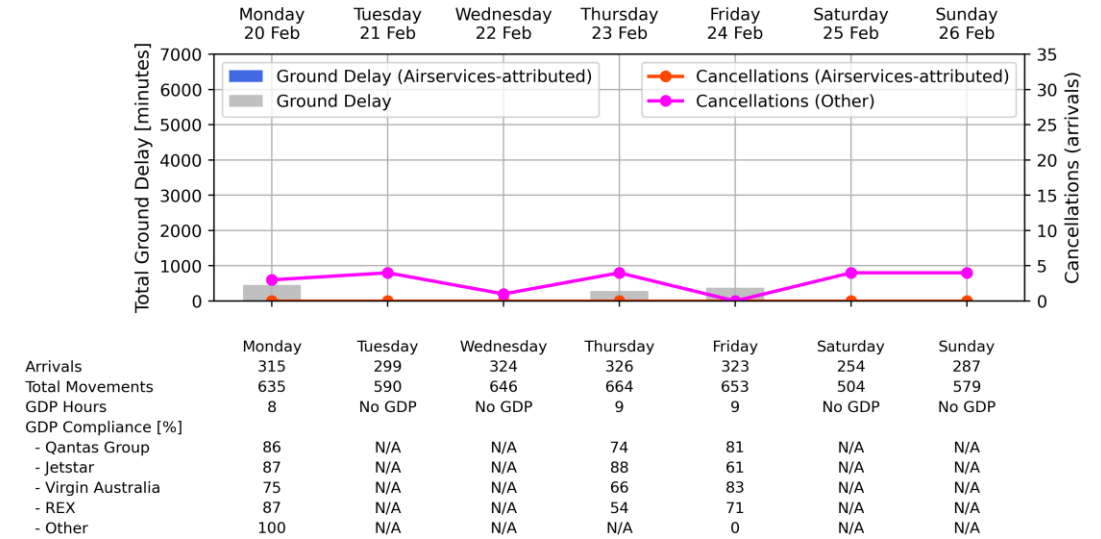
Weekly Airport Overview – Week starting 20 Feb 2023

*Due to a data issue, flight cancellation data was not available for Friday February 24

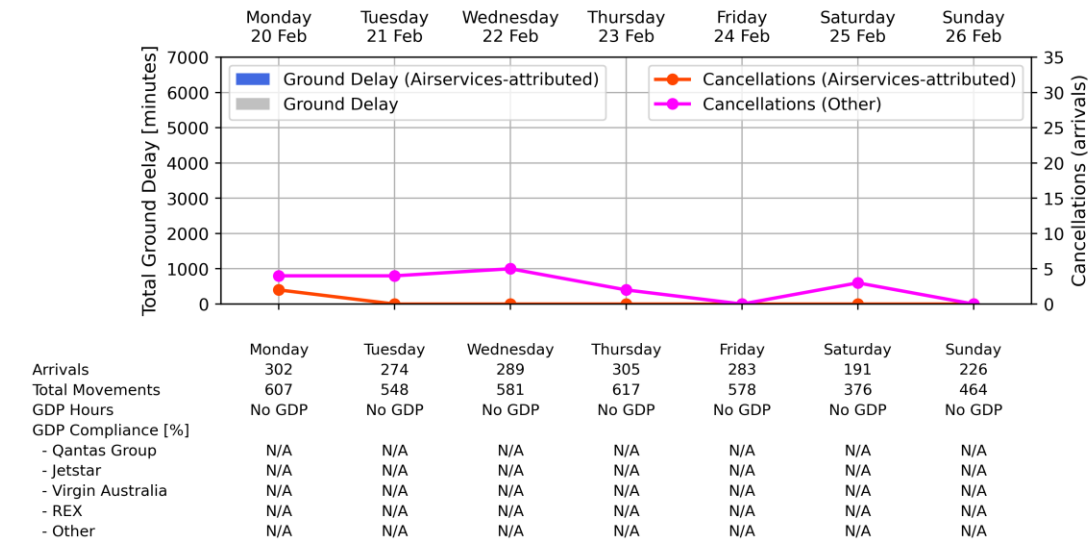
Sydney KSA - Week starting 20 Feb 2023



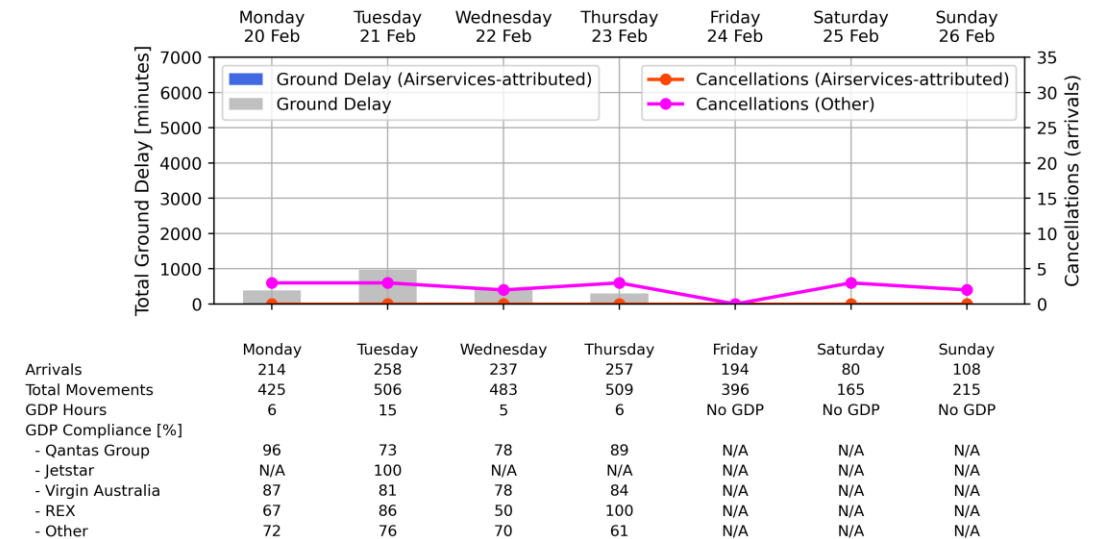
Melbourne Airport - Week starting 20 Feb 2023



Brisbane Airport - Week starting 20 Feb 2023

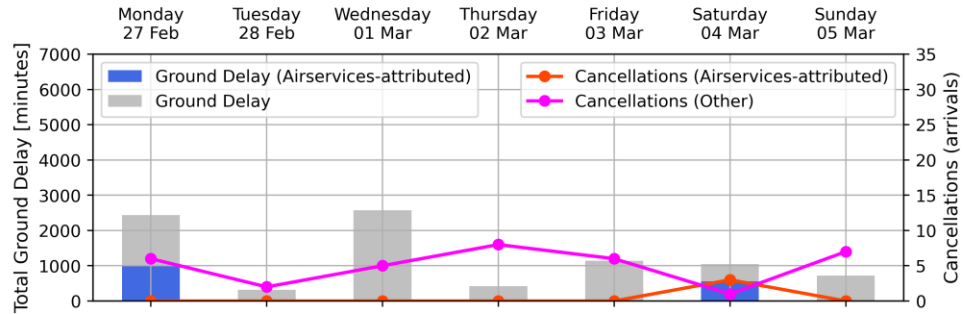


Perth Airport - Week starting 20 Feb 2023



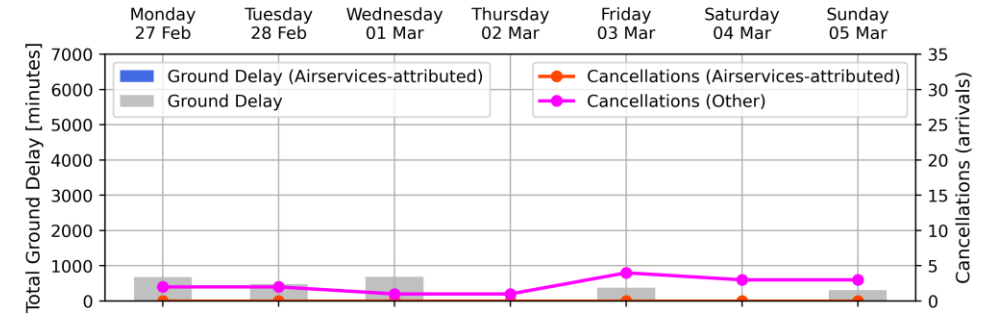
Weekly Airport Overview – Week starting 27 Feb 2023

Sydney KSA - Week starting 27 Feb 2023



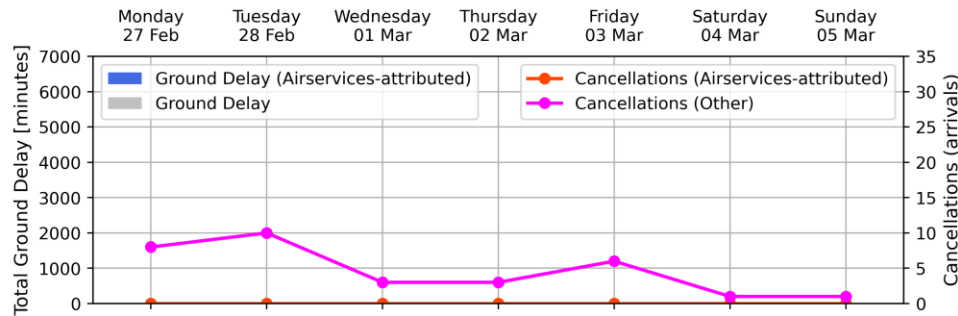
	Monday	Tuesday	Wednesday	Thursday	Friday	Saturday	Sunday
Arrivals	440	435	440	459	469	355	387
Total Movements	885	864	891	908	949	676	793
GDP Hours	17	7	17	8	17	10	7
GDP Compliance [%]							
- Qantas Group	86	87	87	88	87	96	82
- Jetstar	59	69	72	82	77	74	44
- Virgin Australia	86	79	82	89	83	85	87
- REX	93	86	86	84	85	68	84
- Other	75	57	75	83	81	71	60

Melbourne Airport - Week starting 27 Feb 2023



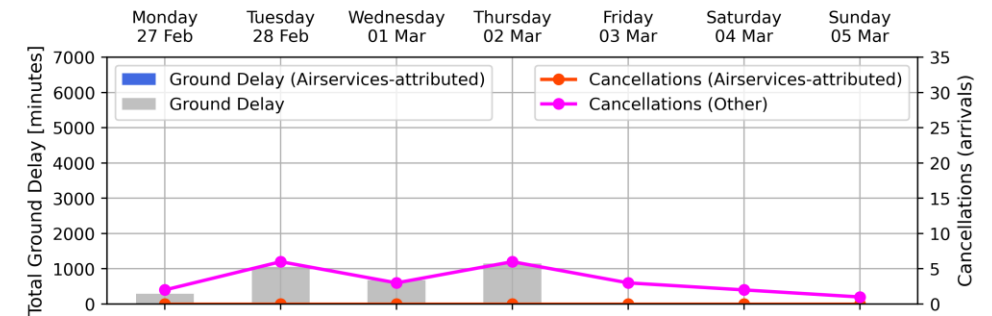
	Monday	Tuesday	Wednesday	Thursday	Friday	Saturday	Sunday
Arrivals	312	316	317	334	333	260	285
Total Movements	625	623	635	673	670	511	579
GDP Hours	9	10	9	No GDP	8	No GDP	5
GDP Compliance [%]							
- Qantas Group	88	87	86	N/A	80	N/A	87
- Jetstar	71	61	89	N/A	69	N/A	31
- Virgin Australia	91	81	82	N/A	71	N/A	72
- REX	87	73	73	N/A	92	N/A	62
- Other	100	0	100	N/A	50	N/A	100

Brisbane Airport - Week starting 27 Feb 2023



	Monday	Tuesday	Wednesday	Thursday	Friday	Saturday	Sunday
Arrivals	382	372	393	397	393	249	299
Total Movements	773	742	781	800	767	486	608
GDP Hours	No GDP	No GDP	No GDP	No GDP	No GDP	No GDP	No GDP
GDP compliance [%]	nan	nan	nan	nan	nan	nan	nan
- Qantas Group	N/A	N/A	N/A	N/A	N/A	N/A	N/A
- Jetstar	N/A	N/A	N/A	N/A	N/A	N/A	N/A
- Virgin Australia	N/A	N/A	N/A	N/A	N/A	N/A	N/A
- REX	N/A	N/A	N/A	N/A	N/A	N/A	N/A
- Other	N/A	N/A	N/A	N/A	N/A	N/A	N/A

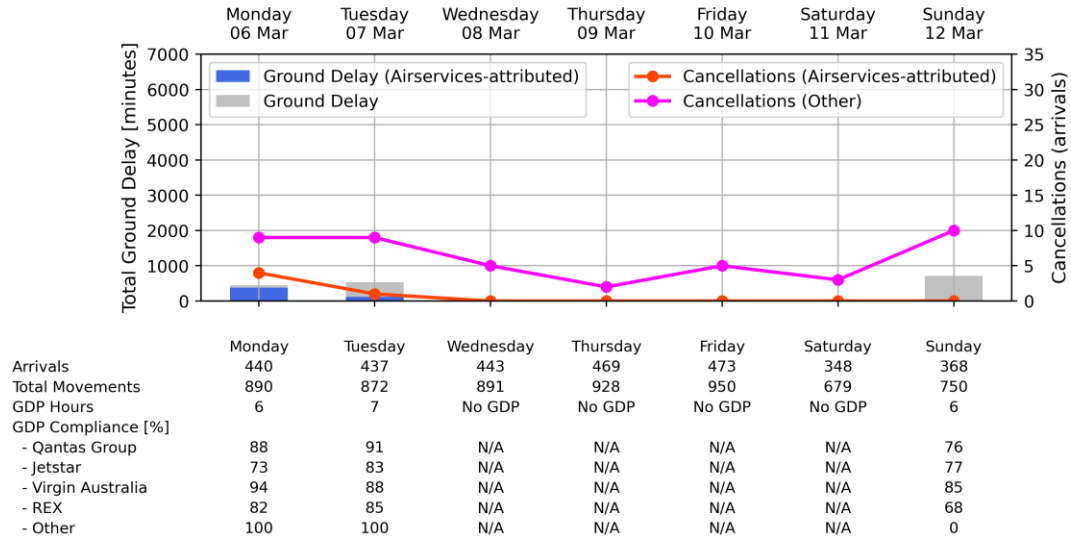
Perth Airport - Week starting 27 Feb 2023



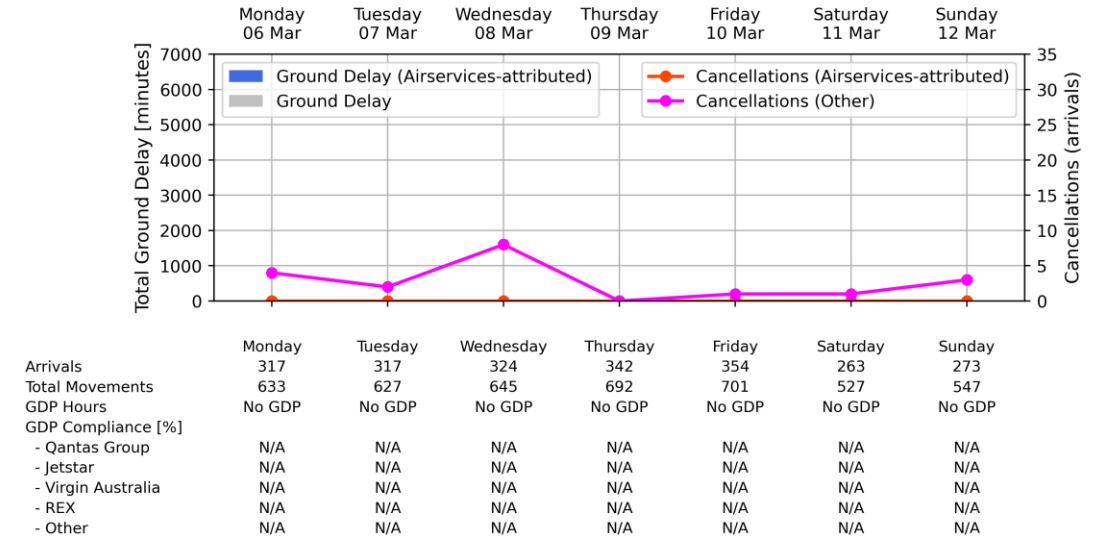
	Monday	Tuesday	Wednesday	Thursday	Friday	Saturday	Sunday
Arrivals	214	253	247	254	203	88	101
Total Movements	425	505	497	515	409	173	198
GDP Hours	7	15	7	15	No GDP	No GDP	No GDP
GDP Compliance [%]							
- Qantas Group	96	78	93	87	N/A	N/A	N/A
- Jetstar	N/A	100	N/A	N/A	N/A	N/A	N/A
- Virgin Australia	73	82	90	69	N/A	N/A	N/A
- REX	33	71	100	57	N/A	N/A	N/A
- Other	77	69	84	75	N/A	N/A	N/A

Weekly Airport Overview – Week starting 6 Mar 2023

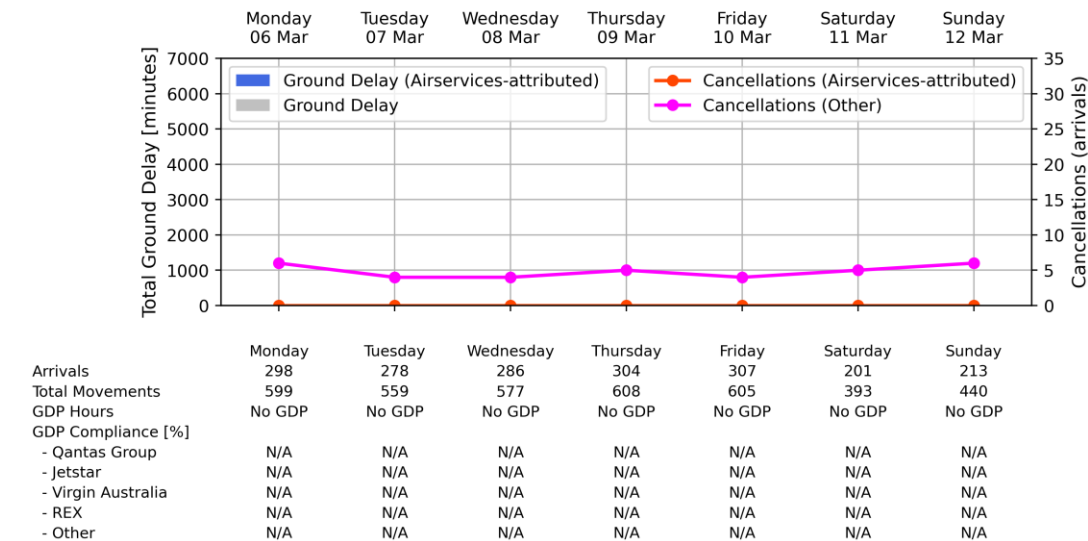
Sydney KSA - Week starting 06 Mar 2023



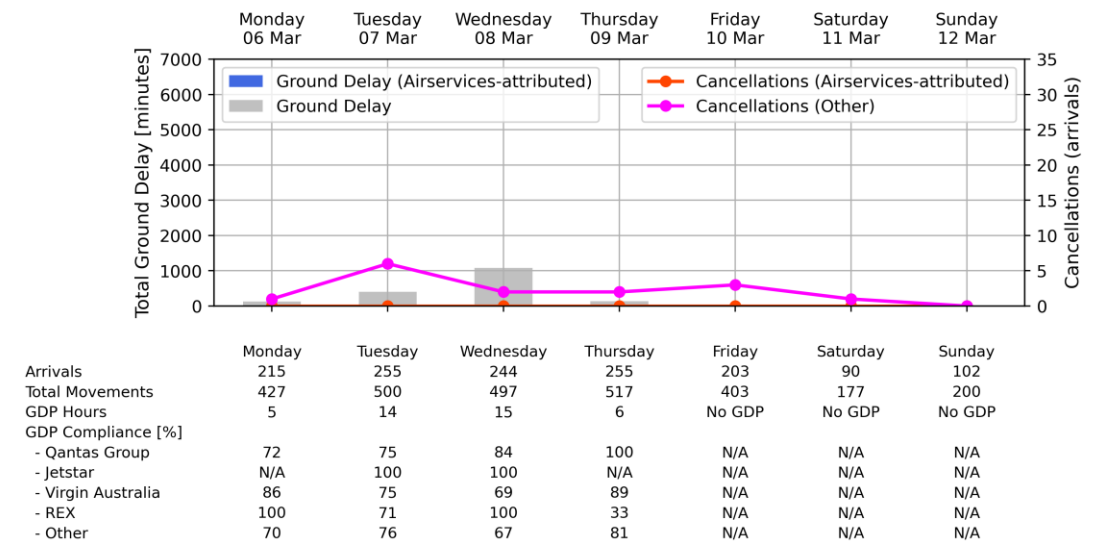
Melbourne Airport - Week starting 06 Mar 2023



Brisbane Airport - Week starting 06 Mar 2023

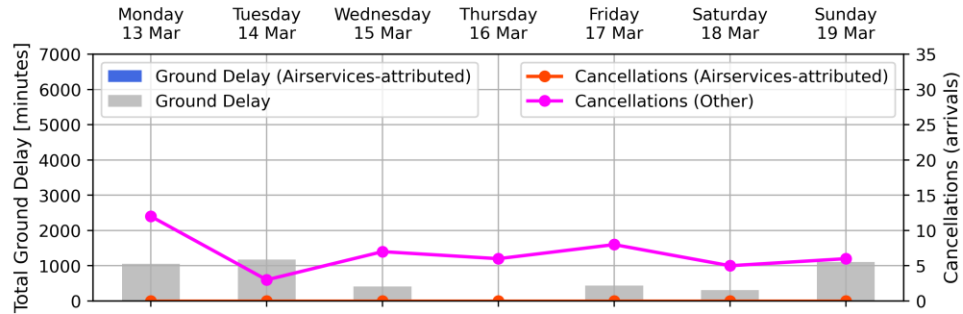


Perth Airport - Week starting 06 Mar 2023



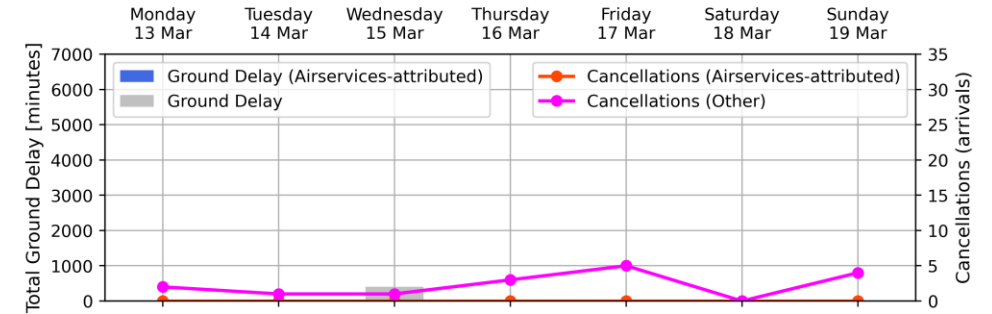
Weekly Airport Overview – Week starting 13 Mar 2023

Sydney KSA - Week starting 13 Mar 2023



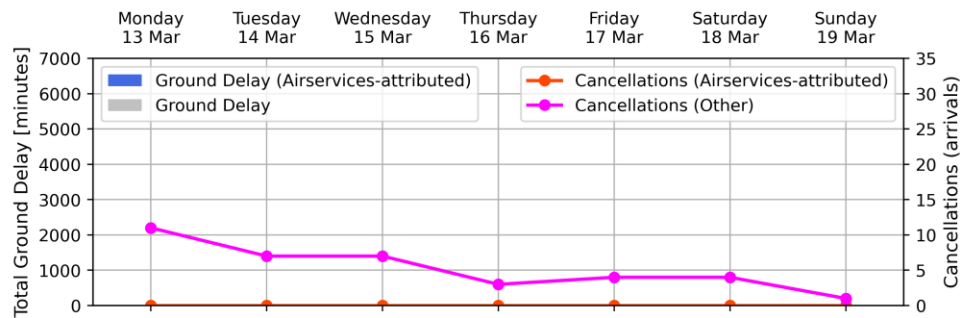
Arrivals	Monday 453	Tuesday 434	Wednesday 440	Thursday 464	Friday 462	Saturday 353	Sunday 377
Total Movements	908	862	887	919	932	686	773
GDP Hours	16	8	7	No GDP	7	6	7
GDP Compliance [%]							
- Qantas Group	88	92	83	N/A	88	95	81
- Jetstar	82	88	53	N/A	78	94	100
- Virgin Australia	75	77	83	N/A	93	92	83
- REX	79	77	83	N/A	90	95	71
- Other	82	60	50	N/A	80	40	N/A

Melbourne Airport - Week starting 13 Mar 2023



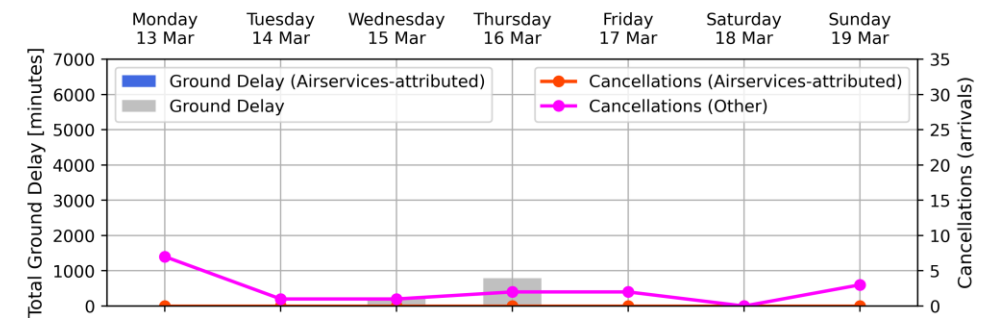
Arrivals	Monday 313	Tuesday 317	Wednesday 321	Thursday 338	Friday 347	Saturday 252	Sunday 290
Total Movements	629	629	647	673	691	514	578
GDP Hours	No GDP	No GDP	9	No GDP	No GDP	No GDP	No GDP
GDP Compliance [%]							
- Qantas Group	N/A	N/A	81	N/A	N/A	N/A	N/A
- Jetstar	N/A	N/A	86	N/A	N/A	N/A	N/A
- Virgin Australia	N/A	N/A	83	N/A	N/A	N/A	N/A
- REX	N/A	N/A	67	N/A	N/A	N/A	N/A
- Other	N/A	N/A	0	N/A	N/A	N/A	N/A

Brisbane Airport - Week starting 13 Mar 2023



Arrivals	Monday 279	Tuesday 283	Wednesday 293	Thursday 303	Friday 300	Saturday 198	Sunday 224
Total Movements	560	564	585	609	599	387	458
GDP Hours	No GDP	No GDP	No GDP	No GDP	No GDP	No GDP	No GDP
GDP Compliance [%]							
- Qantas Group	N/A	N/A	N/A	N/A	N/A	N/A	N/A
- Jetstar	N/A	N/A	N/A	N/A	N/A	N/A	N/A
- Virgin Australia	N/A	N/A	N/A	N/A	N/A	N/A	N/A
- REX	N/A	N/A	N/A	N/A	N/A	N/A	N/A
- Other	N/A	N/A	N/A	N/A	N/A	N/A	N/A

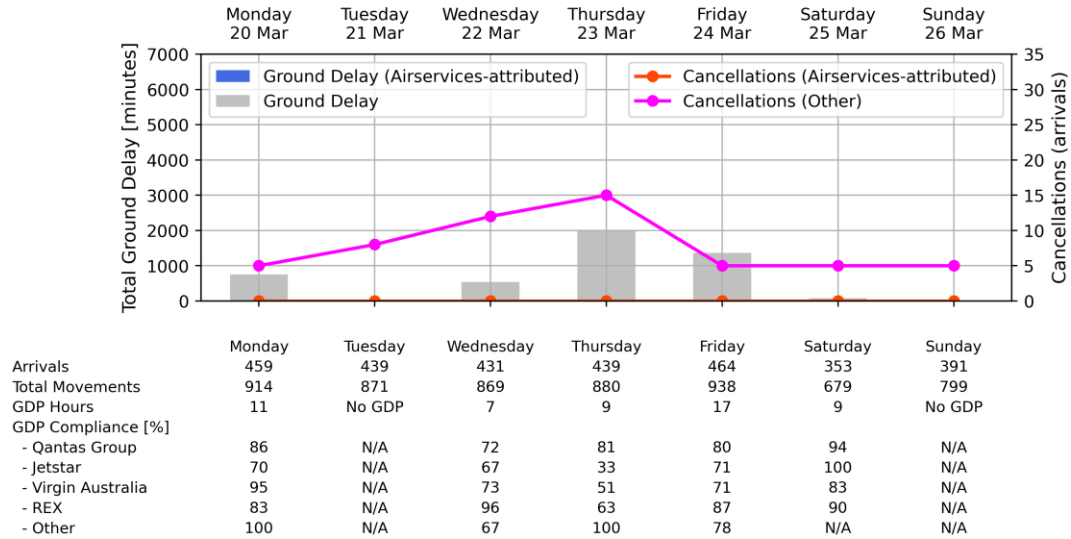
Perth Airport - Week starting 13 Mar 2023



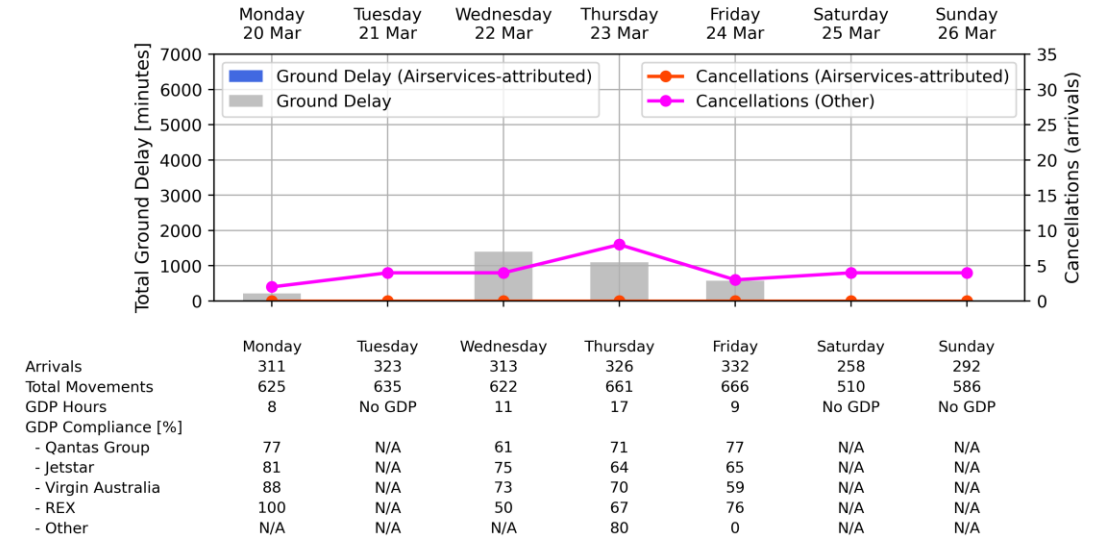
Arrivals	Monday 213	Tuesday 250	Wednesday 241	Thursday 253	Friday 201	Saturday 94	Sunday 113
Total Movements	433	491	482	518	395	187	220
GDP Hours	No GDP	No GDP	6	14	No GDP	No GDP	No GDP
GDP Compliance [%]							
- Qantas Group	N/A	N/A	85	80	N/A	N/A	N/A
- Jetstar	N/A	N/A	N/A	N/A	N/A	N/A	N/A
- Virgin Australia	N/A	N/A	89	72	N/A	N/A	N/A
- REX	N/A	N/A	67	88	N/A	N/A	N/A
- Other	N/A	N/A	66	62	N/A	N/A	N/A

Weekly Airport Overview – Week starting 20 Mar 2023

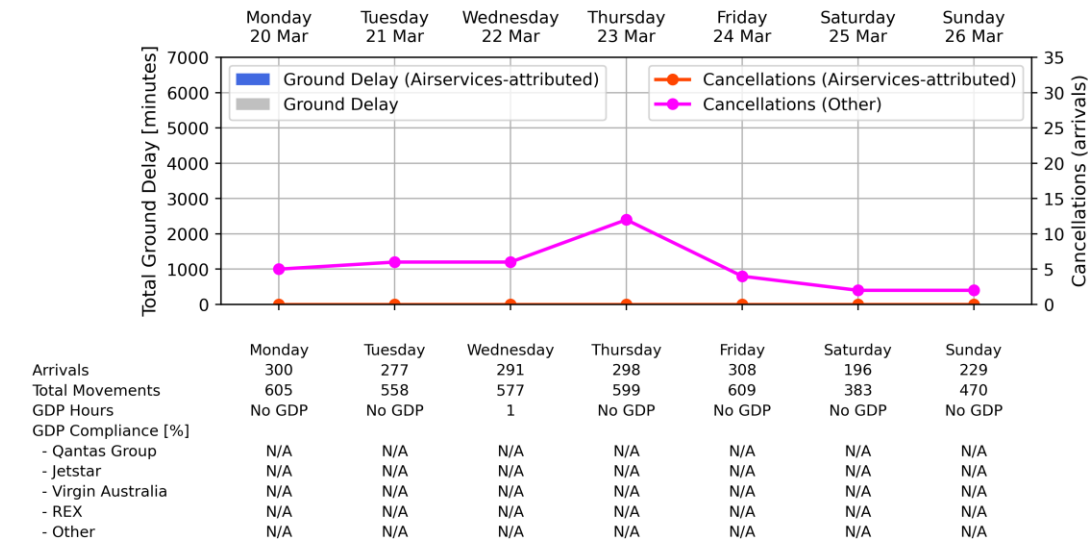
Sydney KSA - Week starting 20 Mar 2023



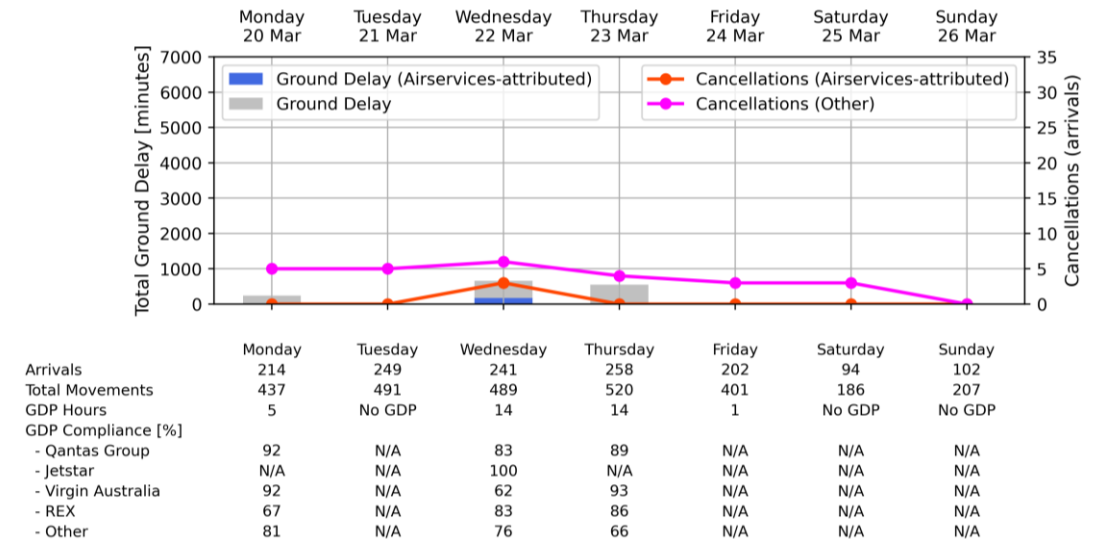
Melbourne Airport - Week starting 20 Mar 2023



Brisbane Airport - Week starting 20 Mar 2023

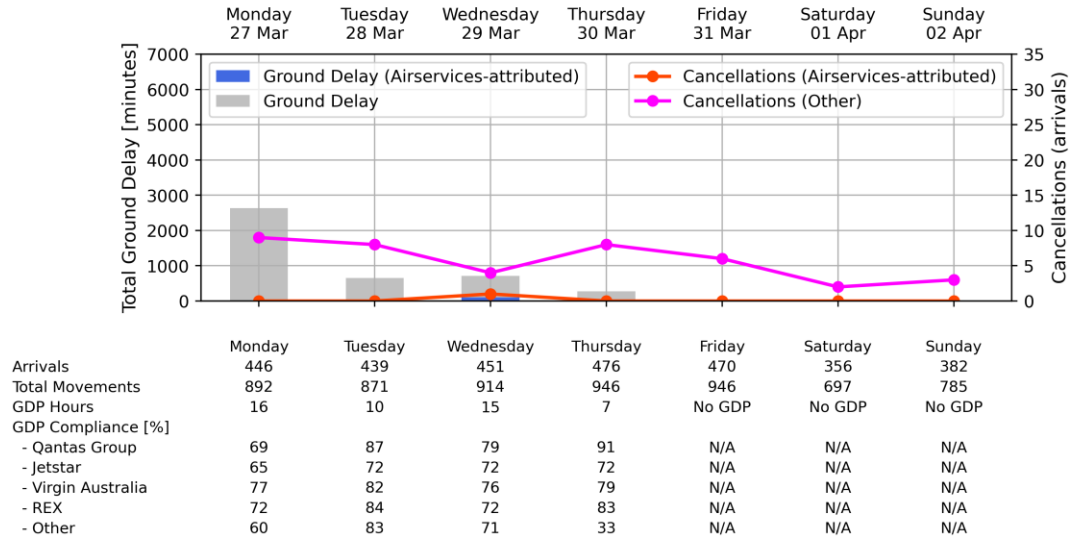


Perth Airport - Week starting 20 Mar 2023

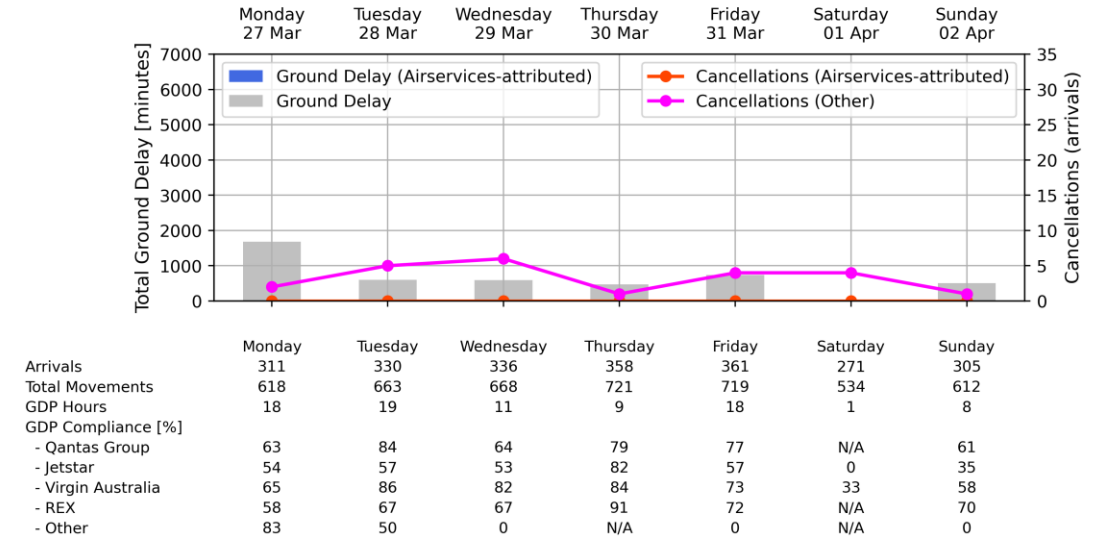


Weekly Airport Overview – Week starting 27 Mar 2023

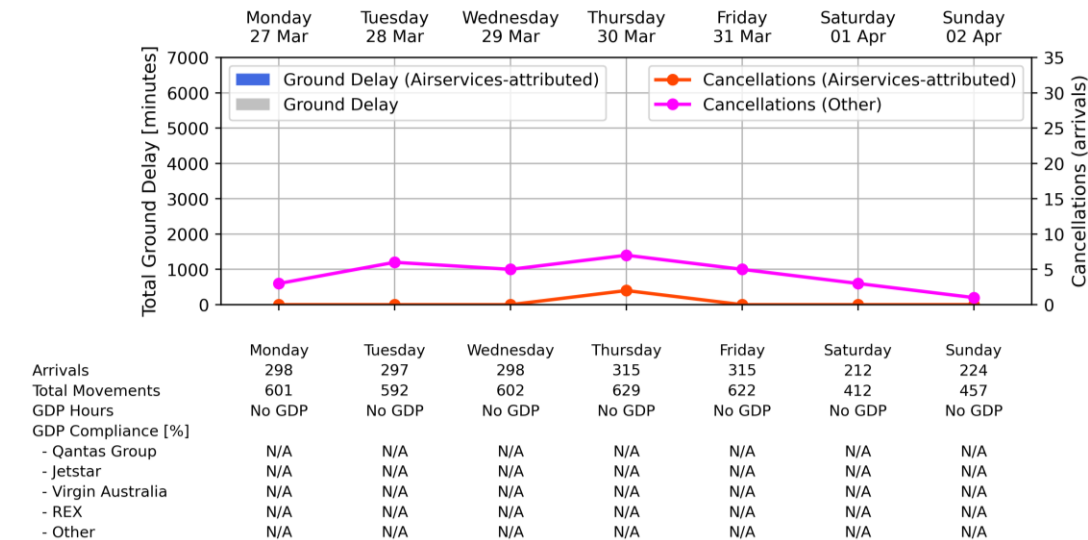
Sydney KSA - Week starting 27 Mar 2023



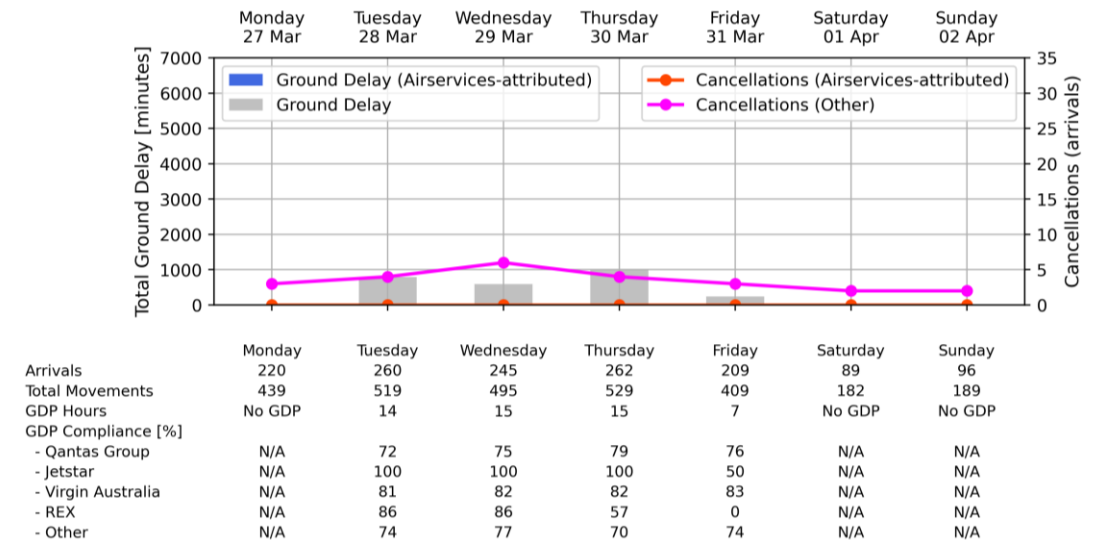
Melbourne Airport - Week starting 27 Mar 2023



Brisbane Airport - Week starting 27 Mar 2023

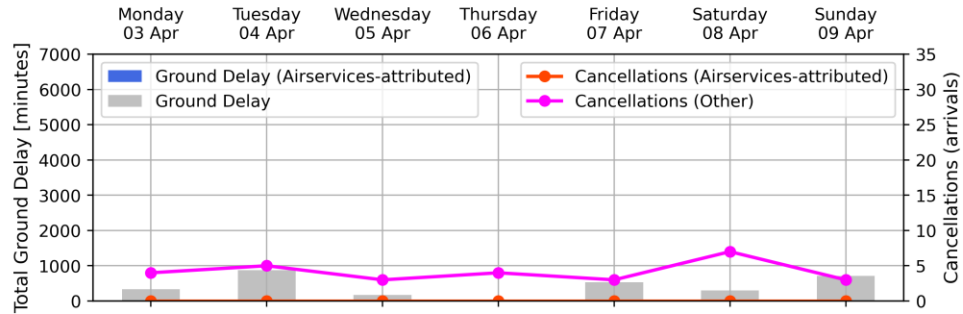


Perth Airport - Week starting 27 Mar 2023



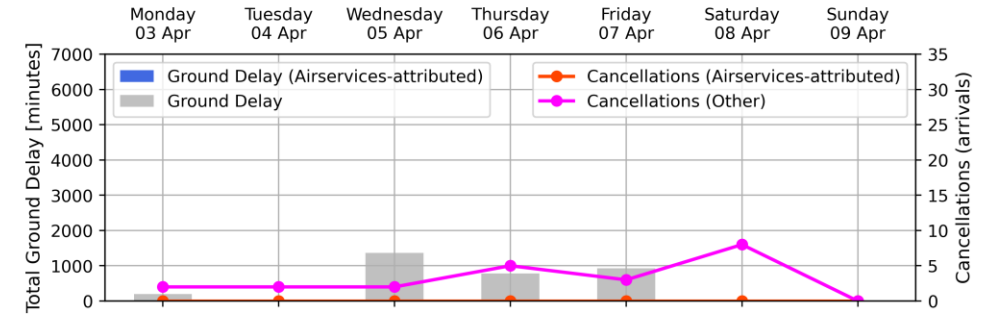
Weekly Airport Overview – Week starting 03 Apr 2023

Sydney KSA - Week starting 03 Apr 2023



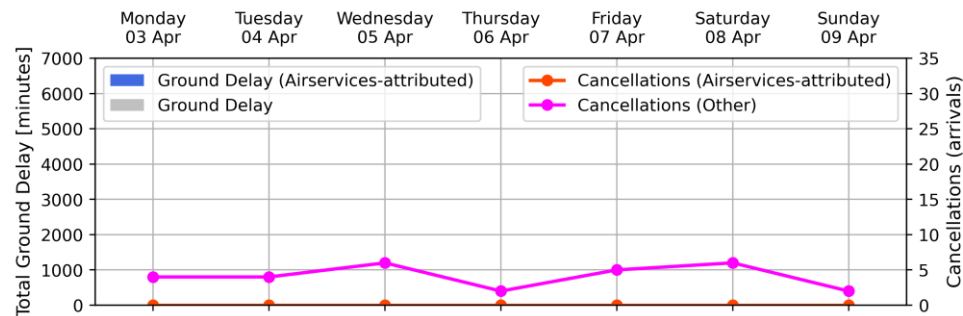
	Monday 03 Apr	Tuesday 04 Apr	Wednesday 05 Apr	Thursday 06 Apr	Friday 07 Apr	Saturday 08 Apr	Sunday 09 Apr
Arrivals	479	458	467	471	429	332	338
Total Movements	947	911	944	943	851	659	689
GDP Hours	7	17	7	No GDP	11	16	8
GDP Compliance [%]							
- Qantas Group	74	92	97	N/A	64	88	87
- Jetstar	43	71	60	N/A	60	67	70
- Virgin Australia	57	77	94	N/A	66	86	90
- REX	62	79	90	N/A	67	72	86
- Other	75	83	N/A	N/A	50	50	100

Melbourne Airport - Week starting 03 Apr 2023



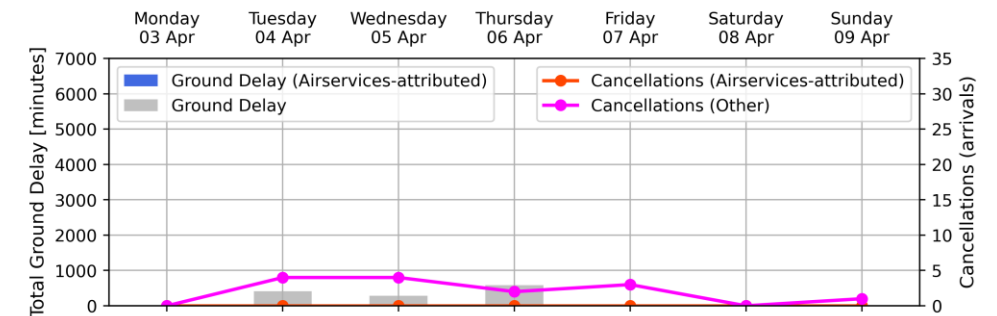
	Monday 03 Apr	Tuesday 04 Apr	Wednesday 05 Apr	Thursday 06 Apr	Friday 07 Apr	Saturday 08 Apr	Sunday 09 Apr
Arrivals	340	362	346	360	334	272	270
Total Movements	692	715	701	724	667	527	546
GDP Hours	7	No GDP	18	19	19	No GDP	No GDP
GDP Compliance [%]							
- Qantas Group	79	N/A	75	86	80	N/A	N/A
- Jetstar	25	N/A	59	70	78	N/A	N/A
- Virgin Australia	58	N/A	77	82	79	N/A	N/A
- REX	77	N/A	56	56	64	N/A	N/A
- Other	0	N/A	50	50	100	N/A	N/A

Brisbane Airport - Week starting 03 Apr 2023



	Monday 03 Apr	Tuesday 04 Apr	Wednesday 05 Apr	Thursday 06 Apr	Friday 07 Apr	Saturday 08 Apr	Sunday 09 Apr
Arrivals	305	307	319	326	269	217	205
Total Movements	616	612	639	645	546	419	416
GDP Hours	No GDP	No GDP	No GDP	No GDP	No GDP	No GDP	No GDP
GDP Compliance [%]							
- Qantas Group	N/A	N/A	N/A	N/A	N/A	N/A	N/A
- Jetstar	N/A	N/A	N/A	N/A	N/A	N/A	N/A
- Virgin Australia	N/A	N/A	N/A	N/A	N/A	N/A	N/A
- REX	N/A	N/A	N/A	N/A	N/A	N/A	N/A
- Other	N/A	N/A	N/A	N/A	N/A	N/A	N/A

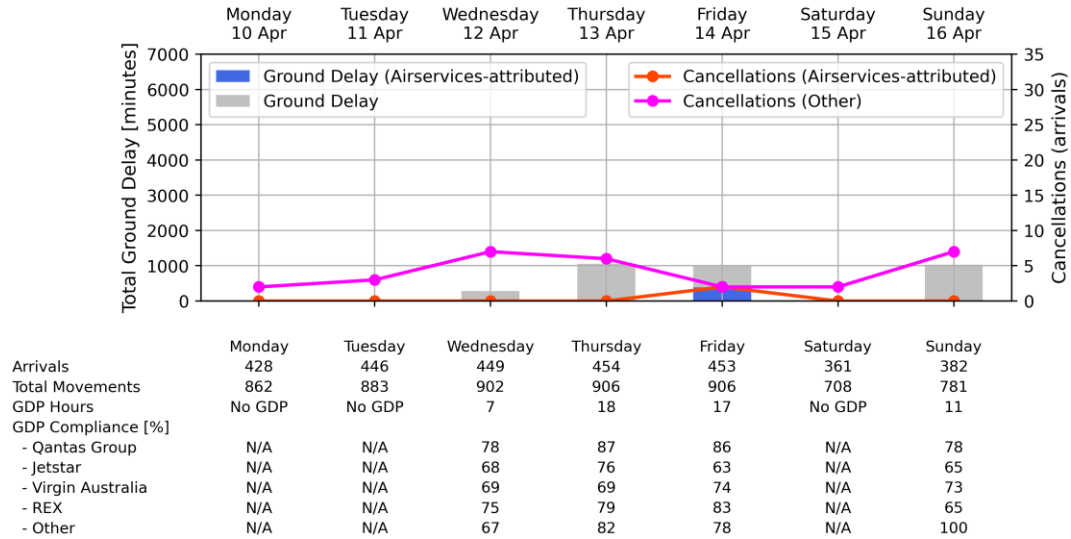
Perth Airport - Week starting 03 Apr 2023



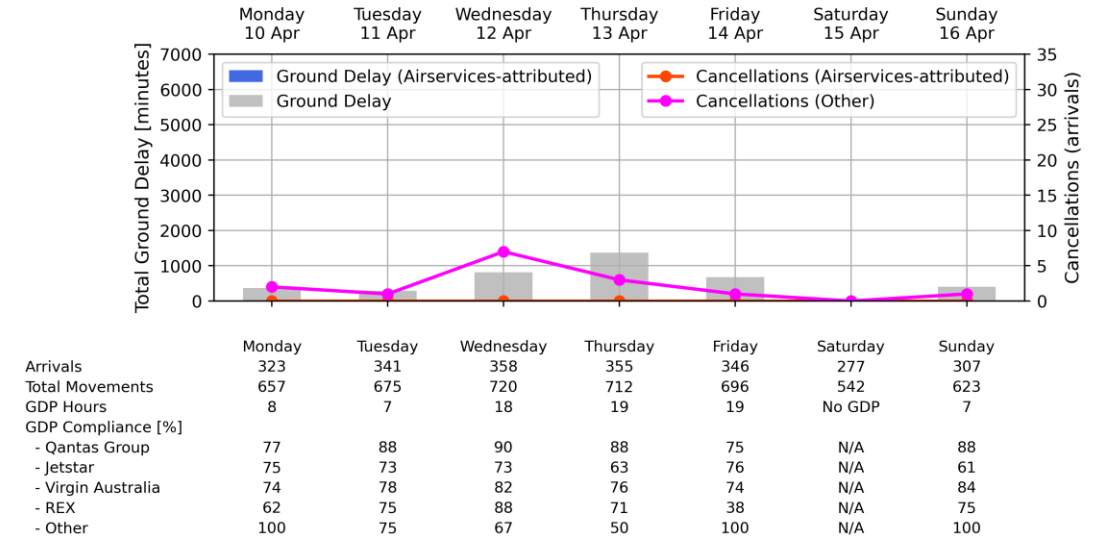
	Monday 03 Apr	Tuesday 04 Apr	Wednesday 05 Apr	Thursday 06 Apr	Friday 07 Apr	Saturday 08 Apr	Sunday 09 Apr
Arrivals	216	259	250	267	192	93	95
Total Movements	430	514	506	533	383	188	189
GDP Hours	No GDP	14	7	14	No GDP	No GDP	No GDP
GDP Compliance [%]							
- Qantas Group	N/A	92	82	87	N/A	N/A	N/A
- Jetstar	N/A	N/A	N/A	100	N/A	N/A	N/A
- Virgin Australia	N/A	69	78	72	N/A	N/A	N/A
- REX	N/A	71	100	88	N/A	N/A	N/A
- Other	N/A	81	72	78	N/A	N/A	N/A

Weekly Airport Overview – Week starting 10 Apr 2023

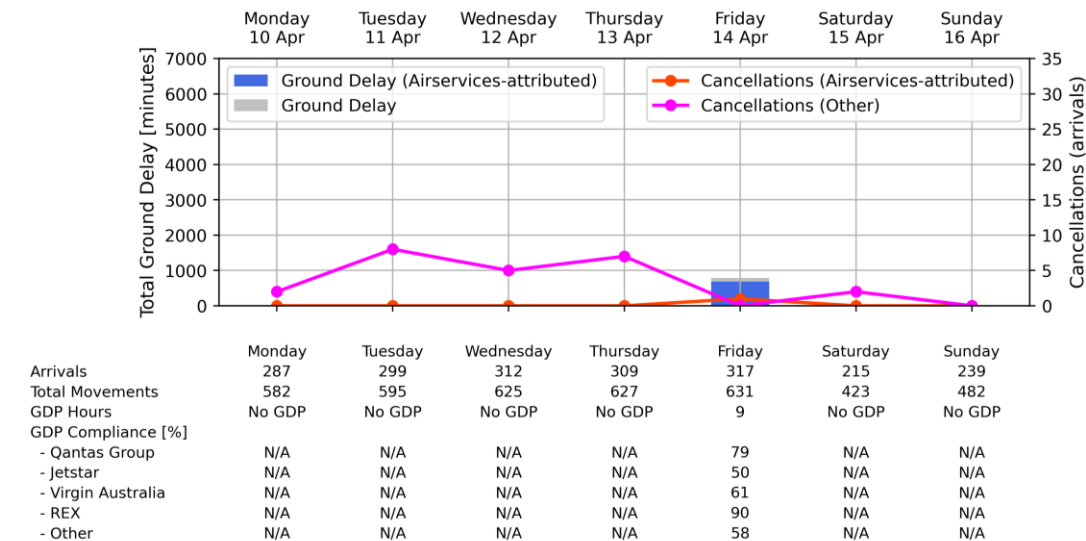
Sydney KSA - Week starting 10 Apr 2023



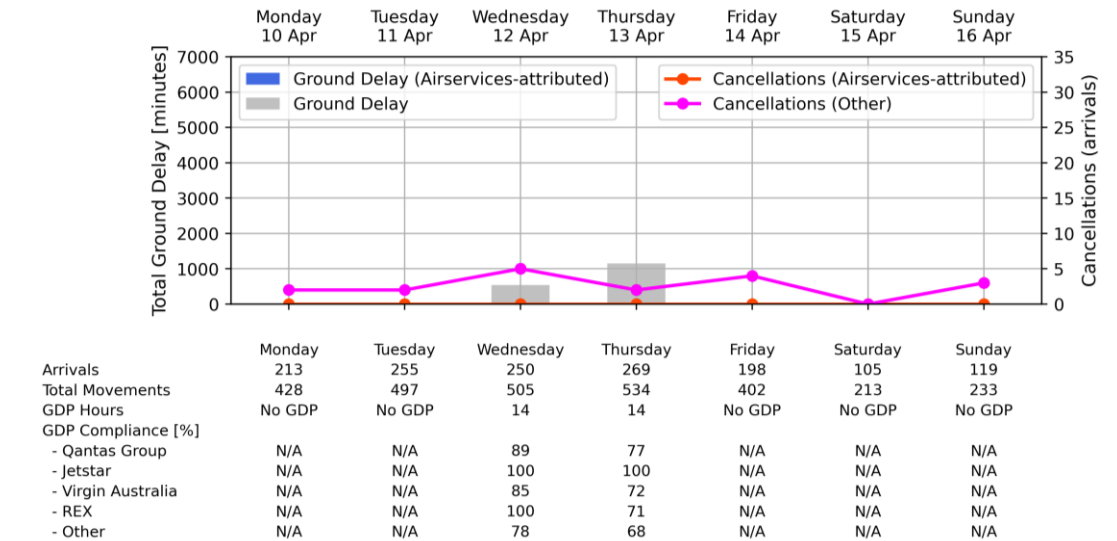
Melbourne Airport - Week starting 10 Apr 2023



Brisbane Airport - Week starting 10 Apr 2023

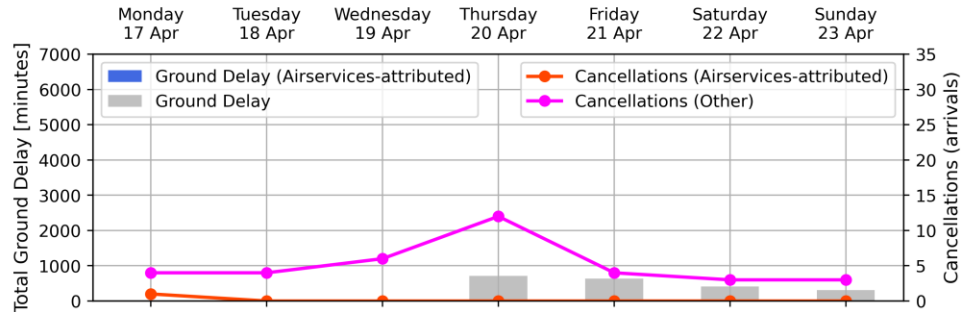


Perth Airport - Week starting 10 Apr 2023



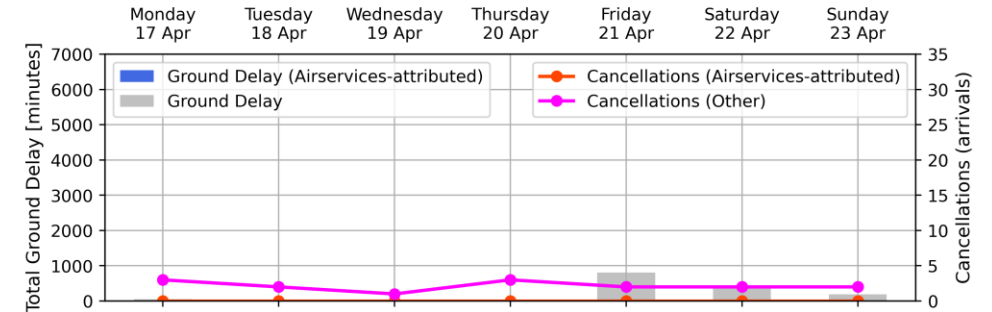
Weekly Airport Overview – Week starting 17 Apr 2023

Sydney KSA - Week starting 17 Apr 2023



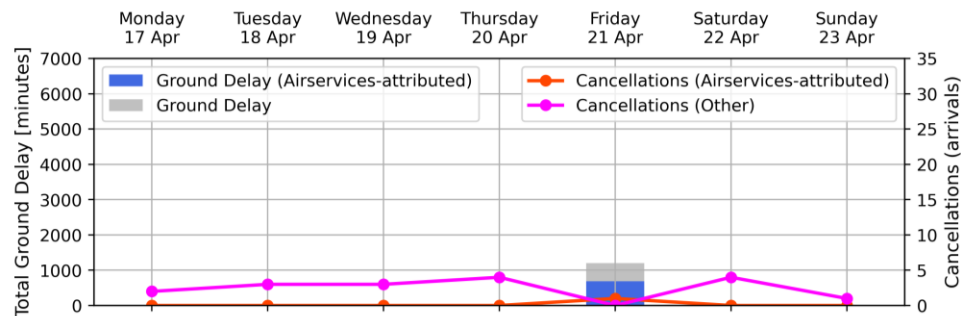
	Monday 17 Apr	Tuesday 18 Apr	Wednesday 19 Apr	Thursday 20 Apr	Friday 21 Apr	Saturday 22 Apr	Sunday 23 Apr
Arrivals	450	435	441	456	476	356	391
Total Movements	893	871	884	919	947	705	796
GDP Hours	No GDP	No GDP	No GDP	9	7	7	7
GDP Compliance [%]							
- Qantas Group	N/A	N/A	N/A	85	89	92	98
- Jetstar	N/A	N/A	N/A	68	79	81	70
- Virgin Australia	N/A	N/A	N/A	78	92	96	81
- REX	N/A	N/A	N/A	86	88	85	83
- Other	N/A	N/A	N/A	67	100	N/A	50

Melbourne Airport - Week starting 17 Apr 2023



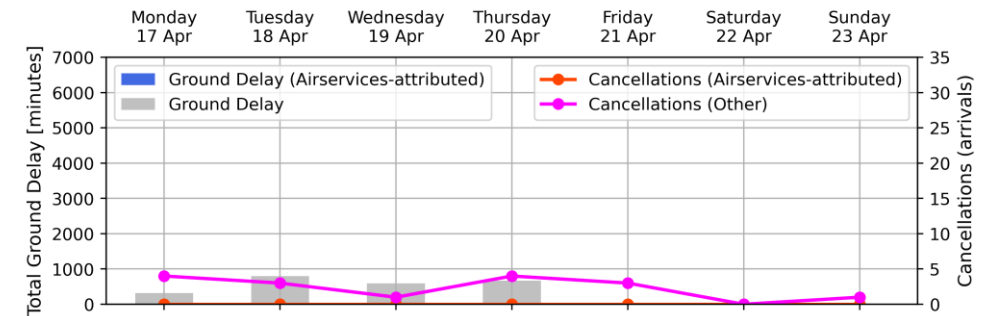
	Monday 17 Apr	Tuesday 18 Apr	Wednesday 19 Apr	Thursday 20 Apr	Friday 21 Apr	Saturday 22 Apr	Sunday 23 Apr
Arrivals	340	342	346	357	355	287	305
Total Movements	679	686	688	713	717	552	627
GDP Hours	8	No GDP	No GDP	No GDP	18	8	9
GDP Compliance [%]							
- Qantas Group	93	N/A	N/A	N/A	70	90	93
- Jetstar	60	N/A	N/A	N/A	65	60	69
- Virgin Australia	77	N/A	N/A	N/A	69	93	76
- REX	100	N/A	N/A	N/A	79	86	83
- Other	100	N/A	N/A	N/A	50	N/A	100

Brisbane Airport - Week starting 17 Apr 2023



	Monday 17 Apr	Tuesday 18 Apr	Wednesday 19 Apr	Thursday 20 Apr	Friday 21 Apr	Saturday 22 Apr	Sunday 23 Apr
Arrivals	299	309	301	306	302	220	234
Total Movements	606	608	607	621	603	426	474
GDP Hours	No GDP	No GDP	No GDP	No GDP	18	No GDP	No GDP
GDP Compliance [%]							
- Qantas Group	N/A	N/A	N/A	N/A	79	N/A	N/A
- Jetstar	N/A	N/A	N/A	N/A	53	N/A	N/A
- Virgin Australia	N/A	N/A	N/A	N/A	81	N/A	N/A
- REX	N/A	N/A	N/A	N/A	100	N/A	N/A
- Other	N/A	N/A	N/A	N/A	67	N/A	N/A

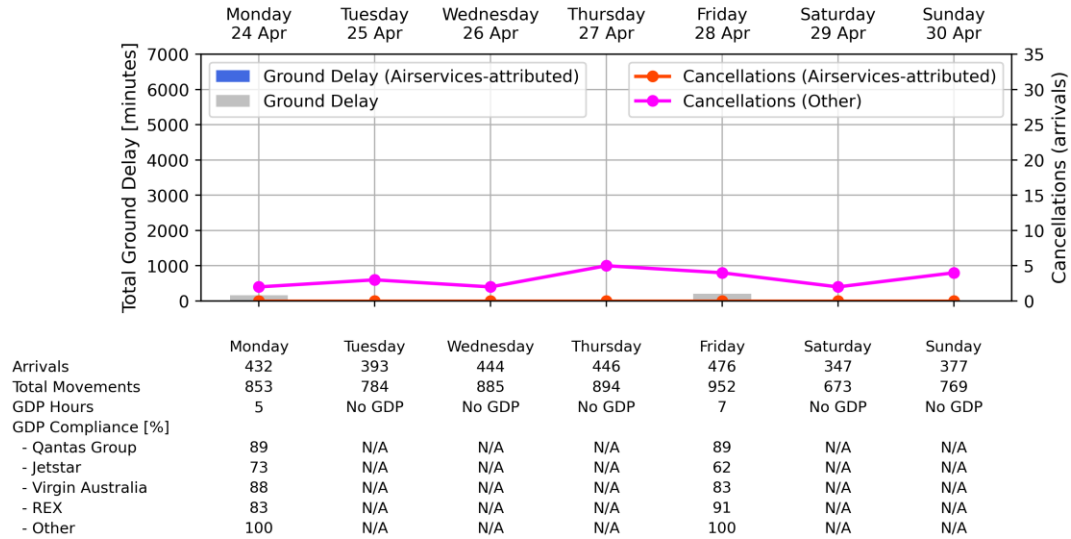
Perth Airport - Week starting 17 Apr 2023



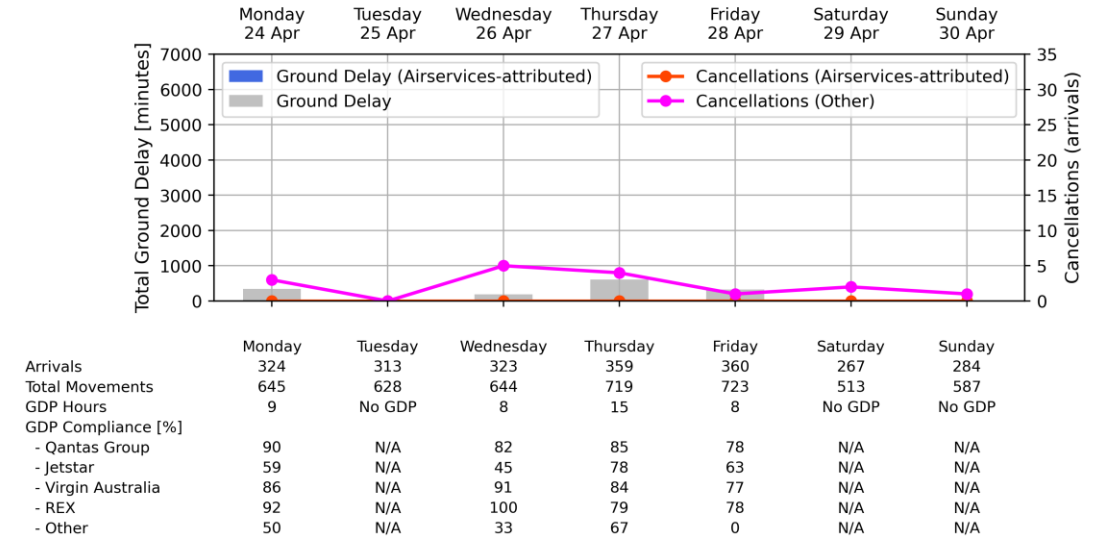
	Monday 17 Apr	Tuesday 18 Apr	Wednesday 19 Apr	Thursday 20 Apr	Friday 21 Apr	Saturday 22 Apr	Sunday 23 Apr
Arrivals	218	261	252	267	209	90	110
Total Movements	443	520	503	535	414	186	216
GDP Hours	6	14	14	14	No GDP	No GDP	No GDP
GDP Compliance [%]							
- Qantas Group	83	81	84	83	N/A	N/A	N/A
- Jetstar	N/A	100	100	100	N/A	N/A	N/A
- Virgin Australia	69	88	79	85	N/A	N/A	N/A
- REX	67	75	71	75	N/A	N/A	N/A
- Other	72	71	83	72	N/A	N/A	N/A

Weekly Airport Overview – Week starting 24 Apr 2023

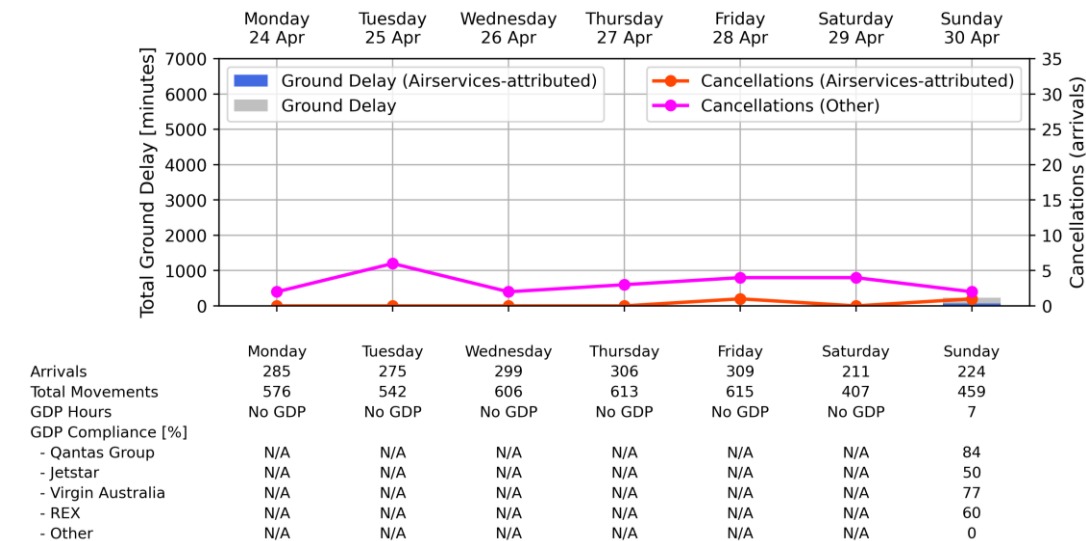
Sydney KSA - Week starting 24 Apr 2023



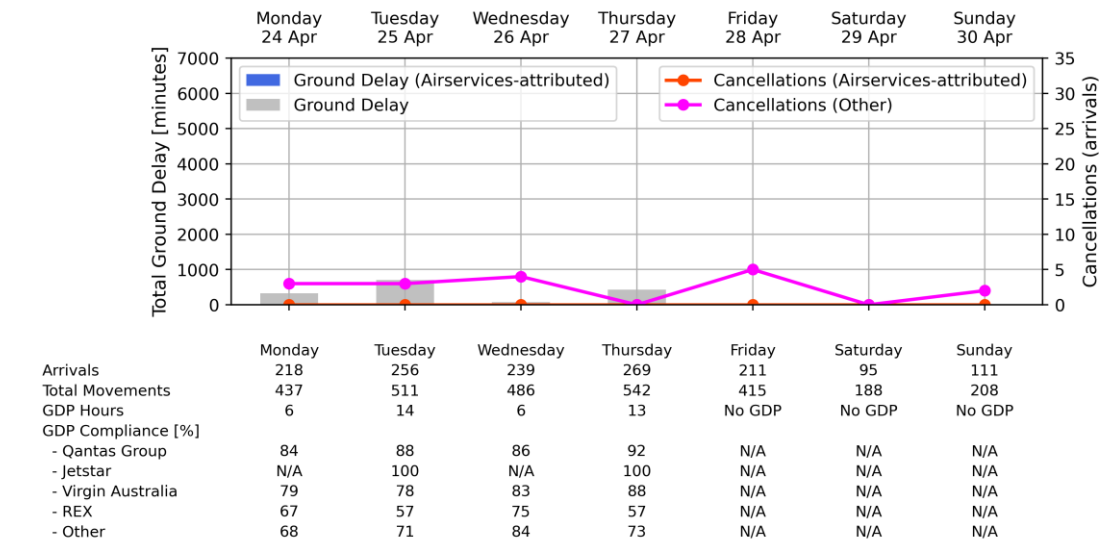
Melbourne Airport - Week starting 24 Apr 2023



Brisbane Airport - Week starting 24 Apr 2023

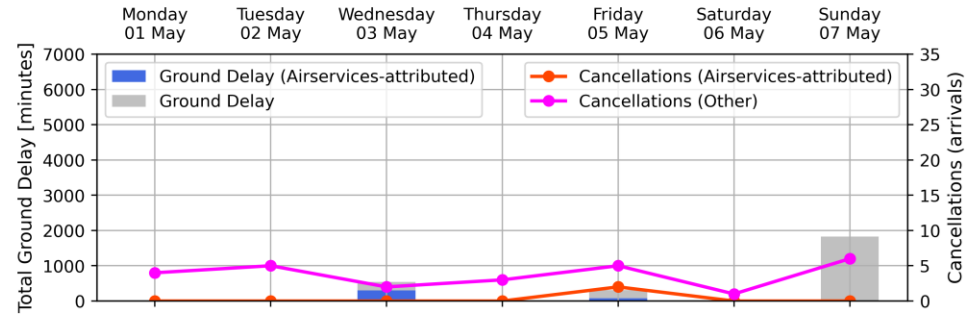


Perth Airport - Week starting 24 Apr 2023



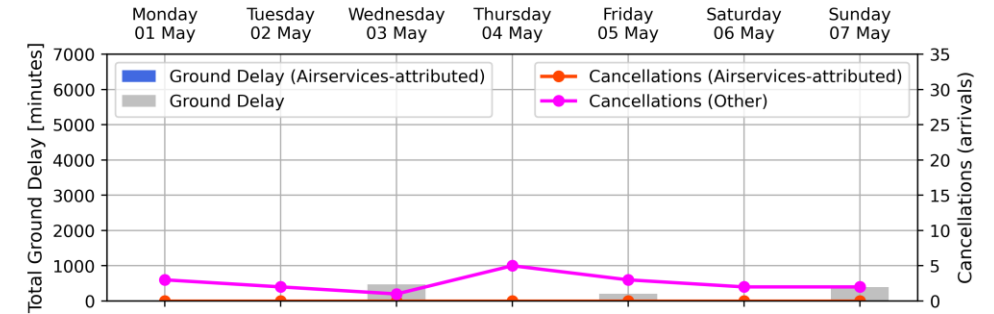
Weekly Airport Overview – Week starting 01 May 2023

Sydney KSA - Week starting 01 May 2023



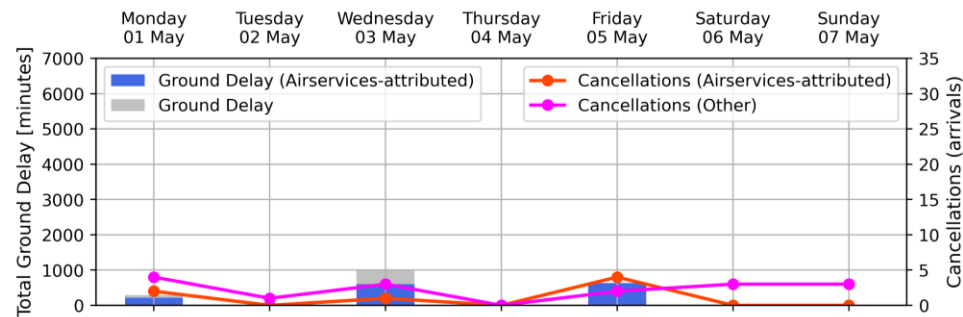
Arrivals	Monday	Tuesday	Wednesday	Thursday	Friday	Saturday	Sunday
Total Movements	data unavailable		441	454	459	342	343
GDP Hours	No GDP	No GDP	7	No GDP	7	No GDP	11
GDP Compliance [%]							
- Qantas Group	N/A	N/A	87	N/A	80	N/A	93
- Jetstar	N/A	N/A	59	N/A	81	N/A	77
- Virgin Australia	N/A	N/A	87	N/A	78	N/A	78
- REX	N/A	N/A	95	N/A	78	N/A	77
- Other	N/A	N/A	57	N/A	50	N/A	100

Melbourne Airport - Week starting 01 May 2023



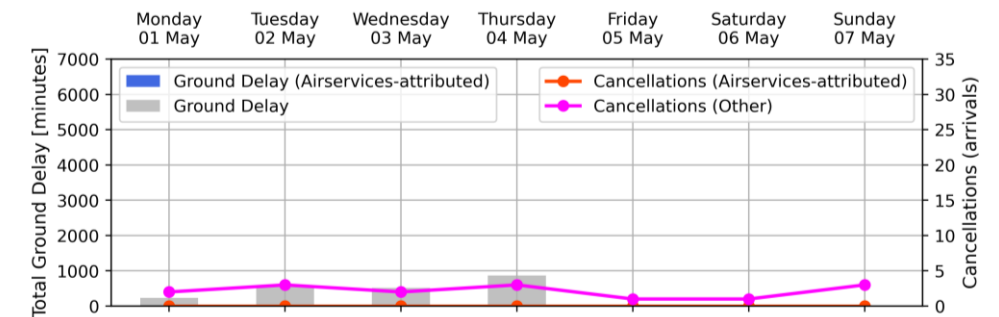
Arrivals	Monday	Tuesday	Wednesday	Thursday	Friday	Saturday	Sunday
Total Movements	data unavailable		331	340	354	258	292
GDP Hours	No GDP	No GDP	10	No GDP	8	No GDP	8
GDP Compliance [%]							
- Qantas Group	N/A	N/A	90	N/A	54	N/A	87
- Jetstar	N/A	N/A	65	N/A	67	N/A	55
- Virgin Australia	N/A	N/A	89	N/A	79	N/A	71
- REX	N/A	N/A	71	N/A	67	N/A	80
- Other	N/A	N/A	0	N/A	100	N/A	50

Brisbane Airport - Week starting 01 May 2023



Arrivals	Monday	Tuesday	Wednesday	Thursday	Friday	Saturday	Sunday
Total Movements	data unavailable		310	317	312	195	226
GDP Hours	8	No GDP	18	No GDP	9	No GDP	No GDP
GDP Compliance [%]							
- Qantas Group	data unavailable	N/A	80	N/A	71	N/A	N/A
- Jetstar		N/A	42	N/A	67	N/A	N/A
- Virgin Australia		N/A	84	N/A	76	N/A	N/A
- REX		N/A	79	N/A	78	N/A	N/A
- Other		N/A	53	N/A	69	N/A	N/A

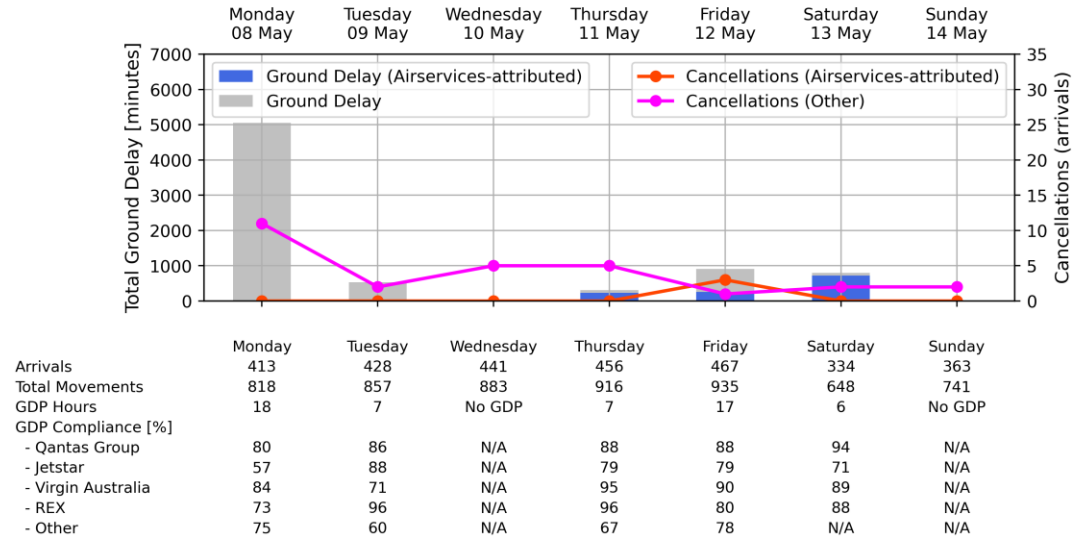
Perth Airport - Week starting 01 May 2023



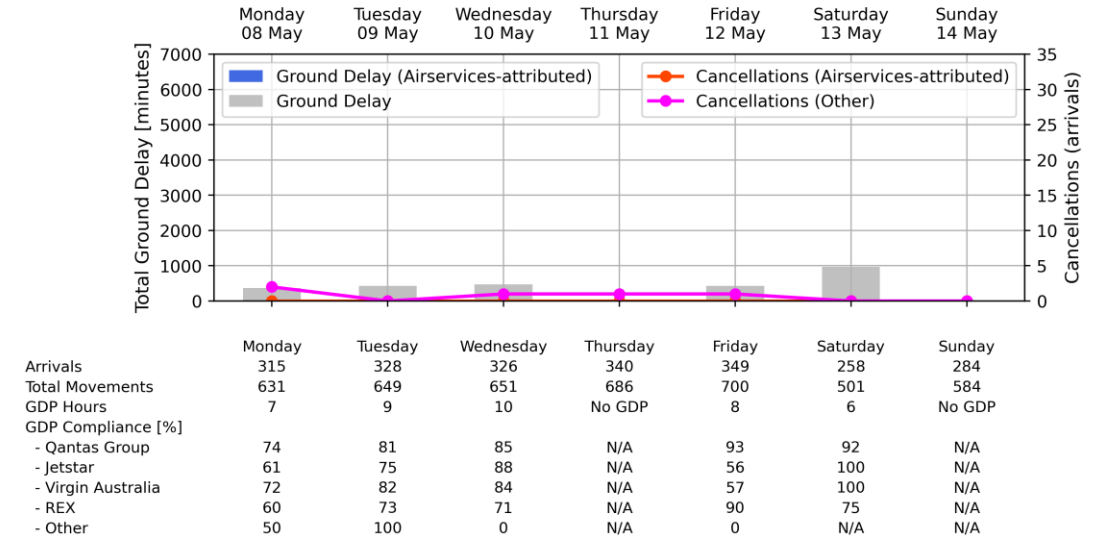
Arrivals	Monday	Tuesday	Wednesday	Thursday	Friday	Saturday	Sunday
Total Movements	data unavailable		252	271	206	92	103
GDP Hours	6	14	14	14	No GDP	No GDP	No GDP
GDP Compliance [%]							
- Qantas Group			83	88	N/A	N/A	N/A
- Jetstar			0	0	N/A	N/A	N/A
- Virgin Australia			82	78	N/A	N/A	N/A
- REX			100	43	N/A	N/A	N/A
- Other			69	83	N/A	N/A	N/A

Weekly Airport Overview – Week starting 08 May 2023

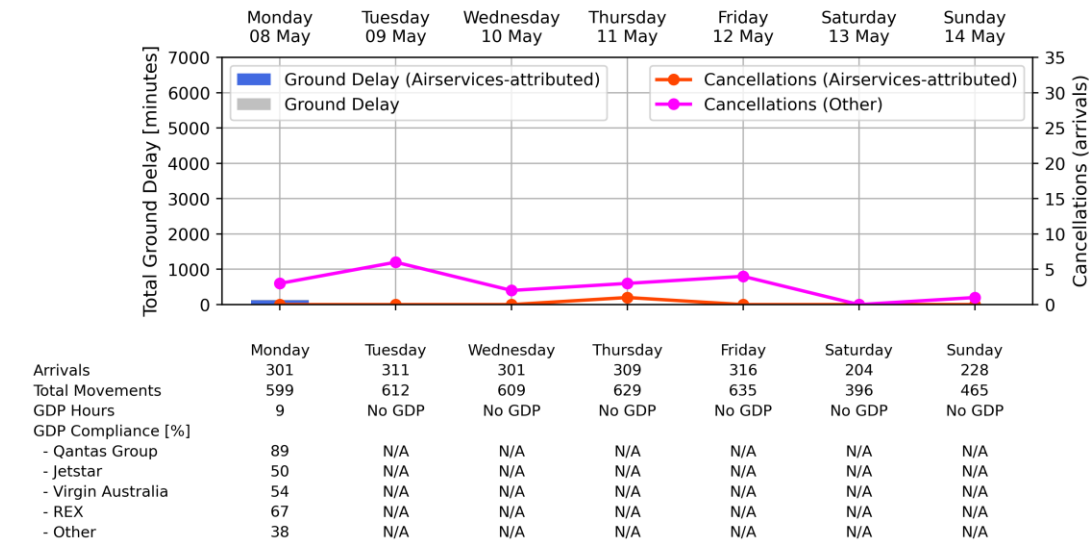
Sydney KSA - Week starting 08 May 2023



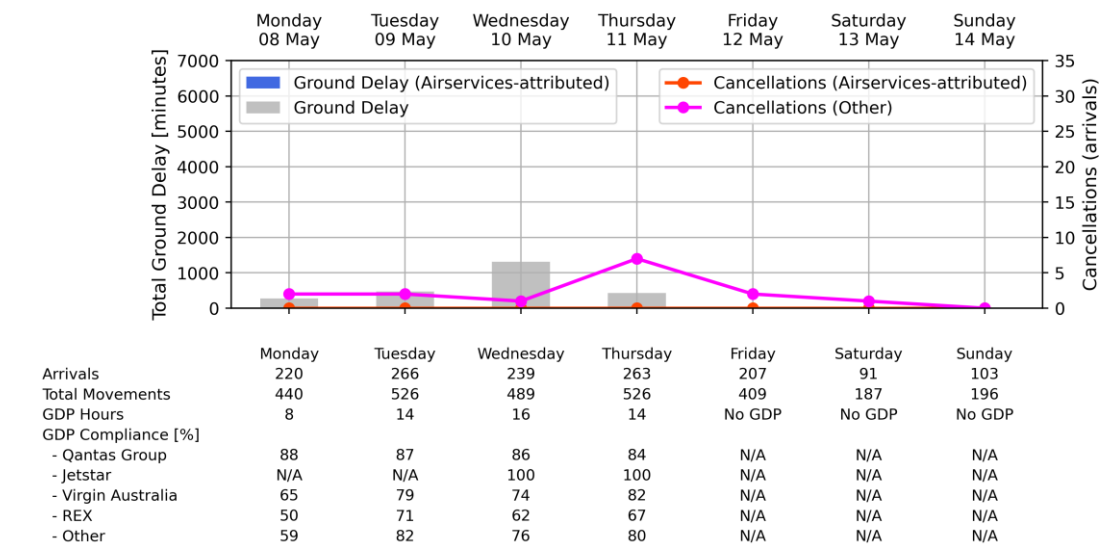
Melbourne Airport - Week starting 08 May 2023



Brisbane Airport - Week starting 08 May 2023

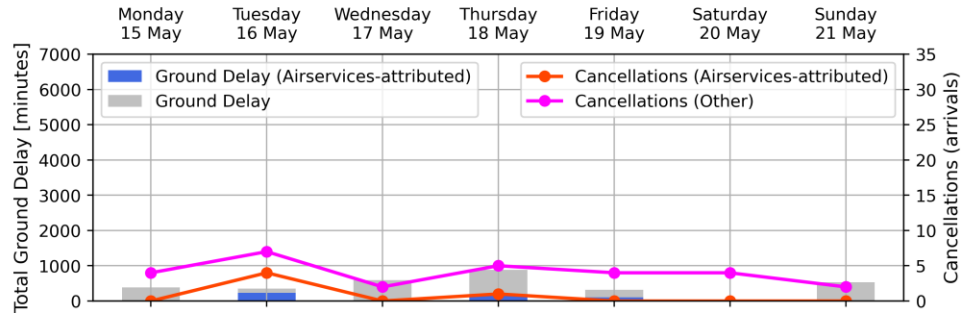


Perth Airport - Week starting 08 May 2023



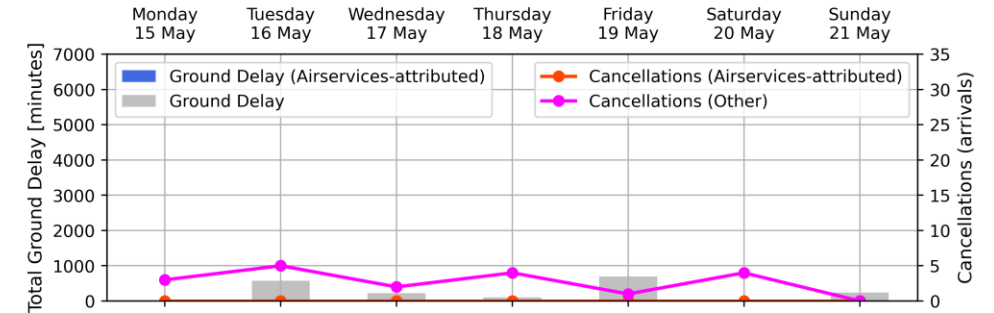
Weekly Airport Overview – Week starting 15 May 2023

Sydney KSA - Week starting 15 May 2023



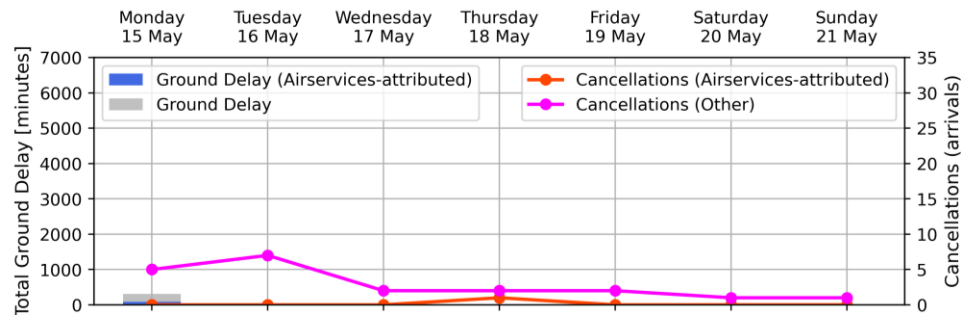
	Monday 15 May	Tuesday 16 May	Wednesday 17 May	Thursday 18 May	Friday 19 May	Saturday 20 May	Sunday 21 May
Arrivals	450	416	427	448	461	341	364
Total Movements	891	836	860	896	931	658	741
GDP Hours	9	6	6	17	8	No GDP	11
GDP Compliance [%]							
- Qantas Group	78	62	96	90	87	N/A	83
- Jetstar	62	93	93	83	65	N/A	70
- Virgin Australia	79	81	97	90	72	N/A	83
- REX	85	89	84	85	86	N/A	79
- Other	100	50	67	91	33	N/A	0

Melbourne Airport - Week starting 15 May 2023



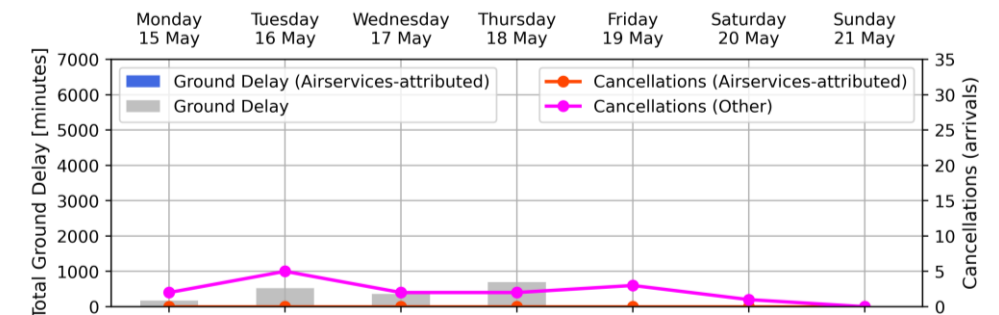
	Monday 15 May	Tuesday 16 May	Wednesday 17 May	Thursday 18 May	Friday 19 May	Saturday 20 May	Sunday 21 May
Arrivals	328	317	326	336	351	265	295
Total Movements	656	628	651	675	704	518	604
GDP Hours	No GDP	10	9	10	18	No GDP	7
GDP Compliance [%]							
- Qantas Group	N/A	74	90	90	75	N/A	76
- Jetstar	N/A	75	73	100	70	N/A	64
- Virgin Australia	N/A	86	88	71	78	N/A	71
- REX	N/A	50	91	100	91	N/A	67
- Other	N/A	50	100	N/A	100	N/A	50

Brisbane Airport - Week starting 15 May 2023



	Monday 15 May	Tuesday 16 May	Wednesday 17 May	Thursday 18 May	Friday 19 May	Saturday 20 May	Sunday 21 May
Arrivals	289	300	303	321	319	203	227
Total Movements	588	591	611	641	636	395	466
GDP Hours	10	No GDP	No GDP	No GDP	No GDP	No GDP	No GDP
GDP Compliance [%]							
- Qantas Group	62	N/A	N/A	N/A	N/A	N/A	N/A
- Jetstar	42	N/A	N/A	N/A	N/A	N/A	N/A
- Virgin Australia	89	N/A	N/A	N/A	N/A	N/A	N/A
- REX	50	N/A	N/A	N/A	N/A	N/A	N/A
- Other	82	N/A	N/A	N/A	N/A	N/A	N/A

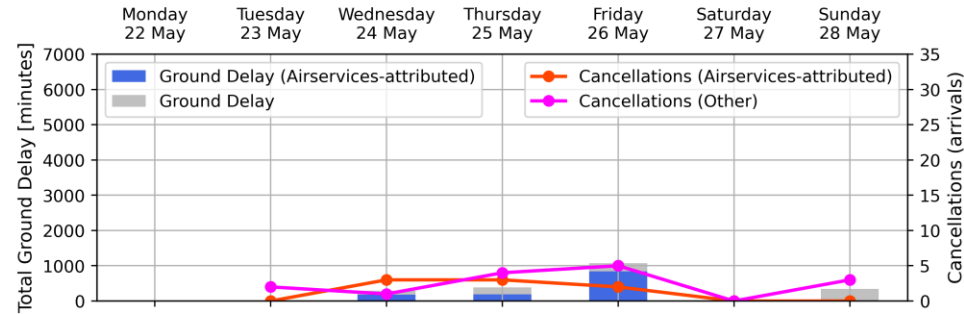
Perth Airport - Week starting 15 May 2023



	Monday 15 May	Tuesday 16 May	Wednesday 17 May	Thursday 18 May	Friday 19 May	Saturday 20 May	Sunday 21 May
Arrivals	219	262	240	271	202	90	106
Total Movements	436	518	490	541	404	181	211
GDP Hours	6	14	14	14	1	No GDP	No GDP
GDP Compliance [%]							
- Qantas Group	80	80	88	85	N/A	N/A	N/A
- Jetstar	N/A	100	100	100	N/A	N/A	N/A
- Virgin Australia	69	87	69	79	N/A	N/A	N/A
- REX	67	100	86	80	N/A	N/A	N/A
- Other	59	82	83	74	N/A	N/A	N/A

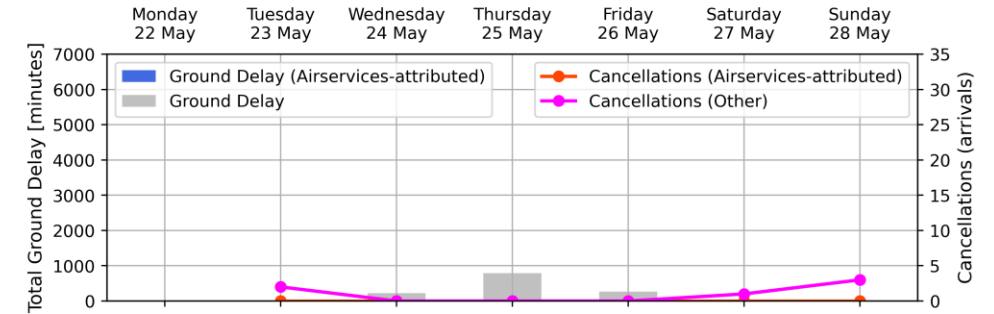
Weekly Airport Overview – Week starting 22 May 2023

Sydney KSA - Week starting 22 May 2023



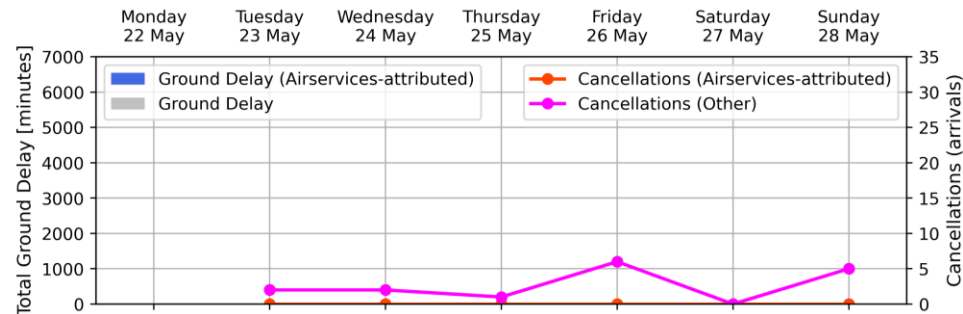
	Monday	Tuesday	Wednesday	Thursday	Friday	Saturday	Sunday
Arrivals		432	440	458	449	345	379
Total Movements		861	886	915	912	666	769
GDP Hours		No GDP	9	6	18	No GDP	6
GDP Compliance [%]							
- Qantas Group		N/A	79	81	75	N/A	74
- Jetstar		N/A	86	71	73	N/A	71
- Virgin Australia		N/A	86	87	83	N/A	79
- REX		N/A	84	71	82	N/A	87
- Other		N/A	75	67	70	N/A	100

Melbourne Airport - Week starting 22 May 2023



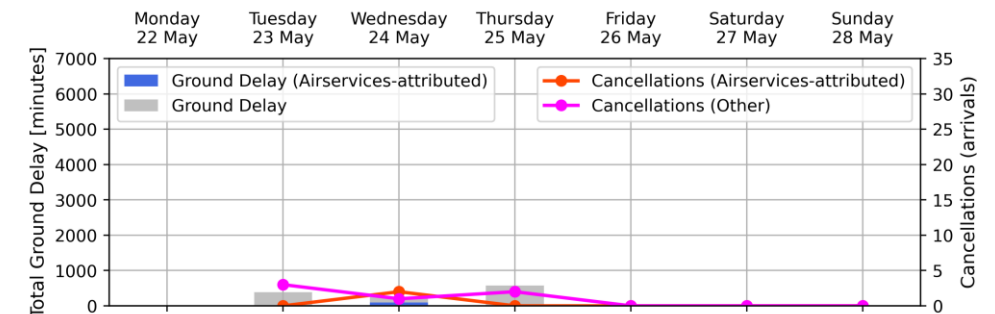
	Monday	Tuesday	Wednesday	Thursday	Friday	Saturday	Sunday
Arrivals		328	330	330	356	258	292
Total Movements		654	654	674	709	503	602
GDP Hours		No GDP	7	18	9	No GDP	No GDP
GDP Compliance [%]							
- Qantas Group		N/A	89	76	80	N/A	N/A
- Jetstar		N/A	75	70	54	N/A	N/A
- Virgin Australia		N/A	78	78	71	N/A	N/A
- REX		N/A	100	75	80	N/A	N/A
- Other		N/A	100	50	67	N/A	N/A

Brisbane Airport - Week starting 22 May 2023



	Monday	Tuesday	Wednesday	Thursday	Friday	Saturday	Sunday
Arrivals		305	307	312	304	200	226
Total Movements		604	614	626	606	389	466
GDP Hours		No GDP	No GDP	No GDP	No GDP	No GDP	No GDP
GDP Compliance [%]							
- Qantas Group		N/A	N/A	N/A	N/A	N/A	N/A
- Jetstar		N/A	N/A	N/A	N/A	N/A	N/A
- Virgin Australia		N/A	N/A	N/A	N/A	N/A	N/A
- REX		N/A	N/A	N/A	N/A	N/A	N/A
- Other		N/A	N/A	N/A	N/A	N/A	N/A

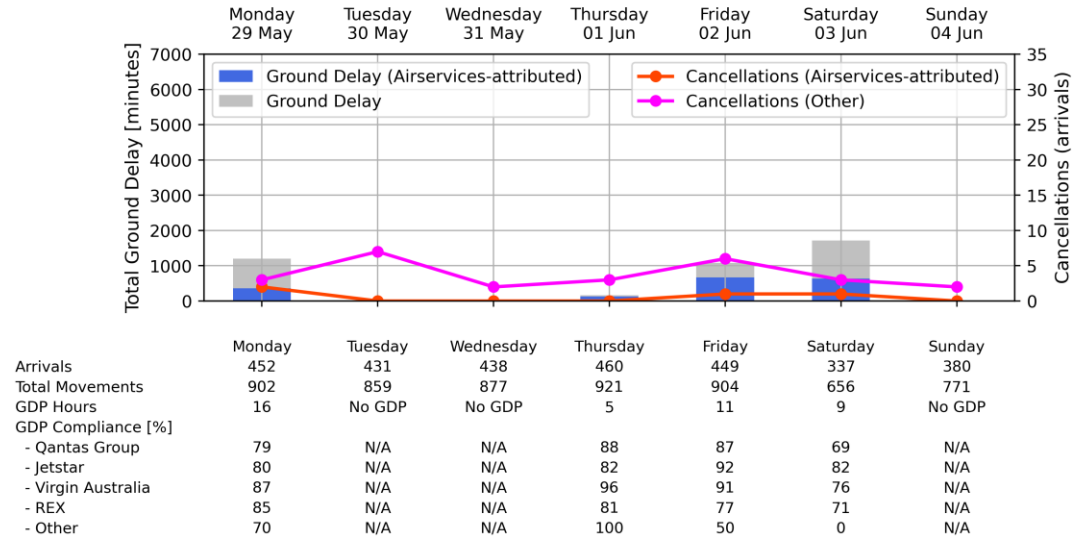
Perth Airport - Week starting 22 May 2023



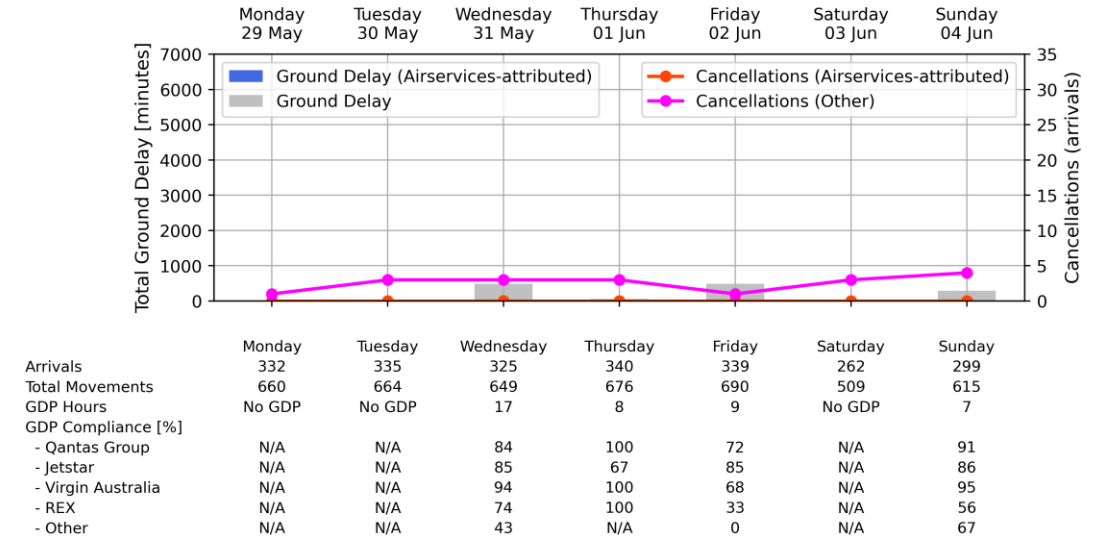
	Monday	Tuesday	Wednesday	Thursday	Friday	Saturday	Sunday
Arrivals		255	250	265	209	97	100
Total Movements		506	493	531	416	196	194
GDP Hours		14	6	14	No GDP	No GDP	No GDP
GDP Compliance [%]							
- Qantas Group		93	89	88	N/A	N/A	N/A
- Jetstar		0	N/A	100	N/A	N/A	N/A
- Virgin Australia		92	84	79	N/A	N/A	N/A
- REX		67	67	57	N/A	N/A	N/A
- Other		71	61	71	N/A	N/A	N/A

Weekly Airport Overview – Week starting 29 May 2023

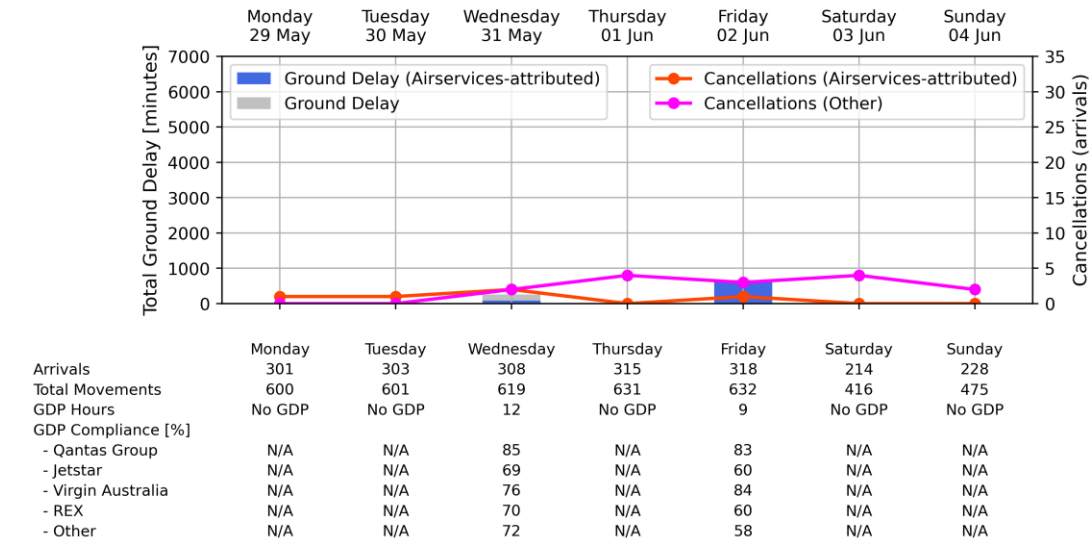
Sydney KSA - Week starting 29 May 2023



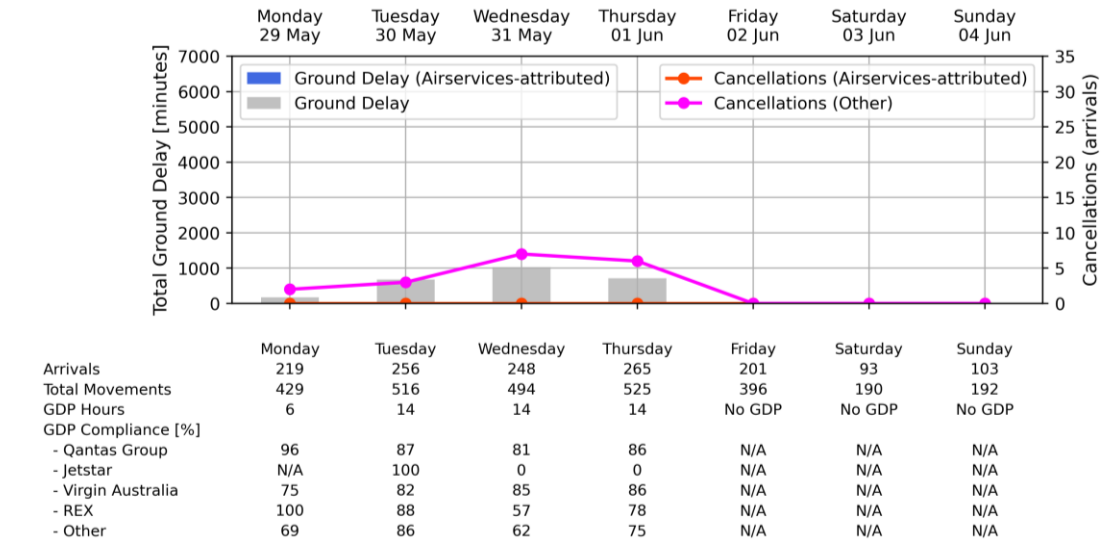
Melbourne Airport - Week starting 29 May 2023



Brisbane Airport - Week starting 29 May 2023

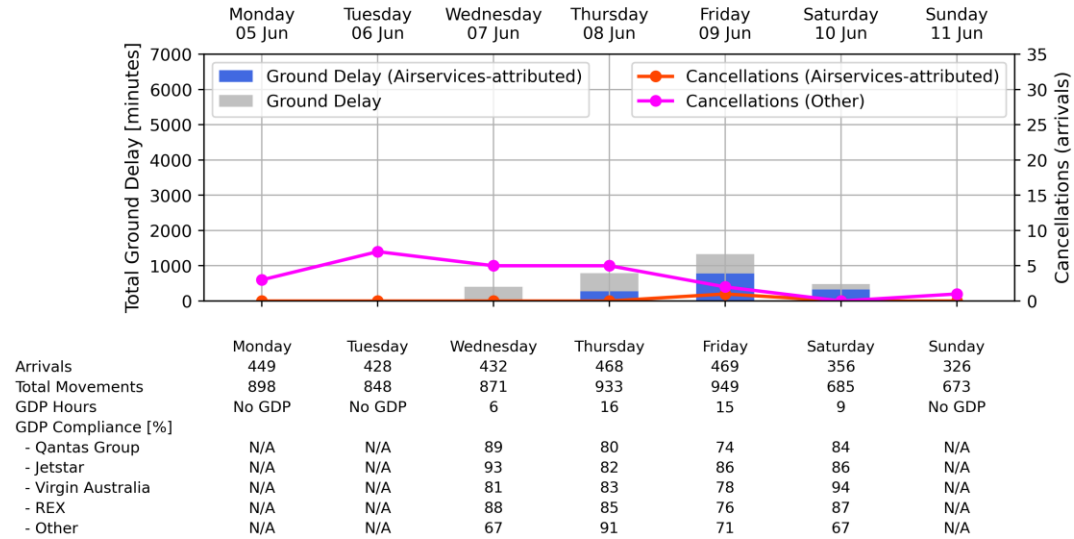


Perth Airport - Week starting 29 May 2023

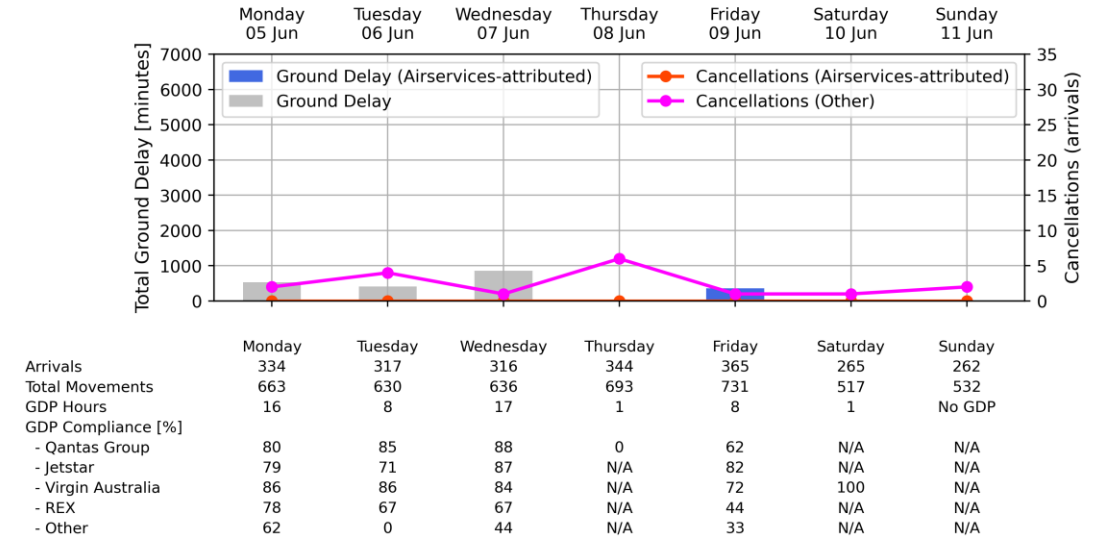


Weekly Airport Overview – Week starting 05 June 2023

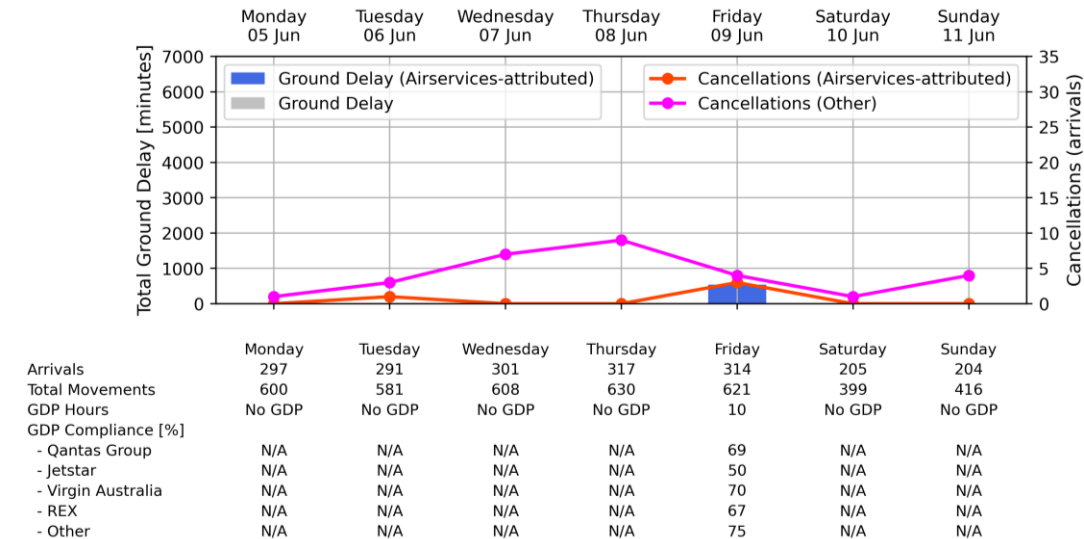
Sydney KSA - Week starting 05 Jun 2023



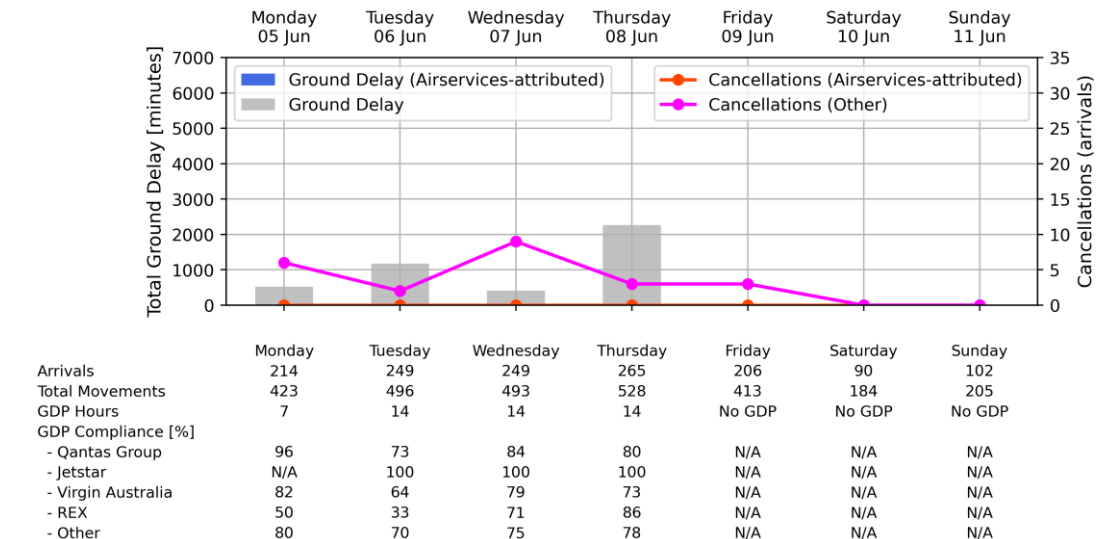
Melbourne Airport - Week starting 05 Jun 2023



Brisbane Airport - Week starting 05 Jun 2023

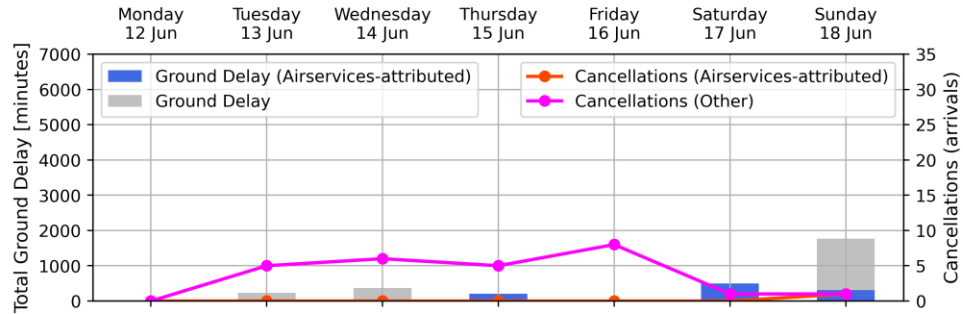


Perth Airport - Week starting 05 Jun 2023



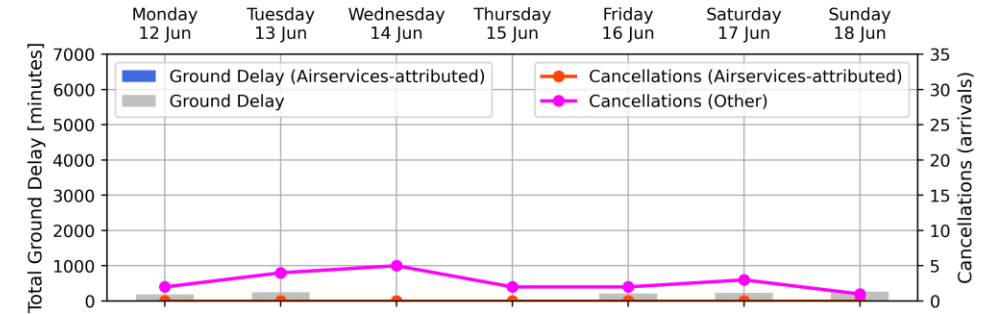
Weekly Airport Overview – Week starting 12 June 2023

Sydney KSA - Week starting 12 Jun 2023



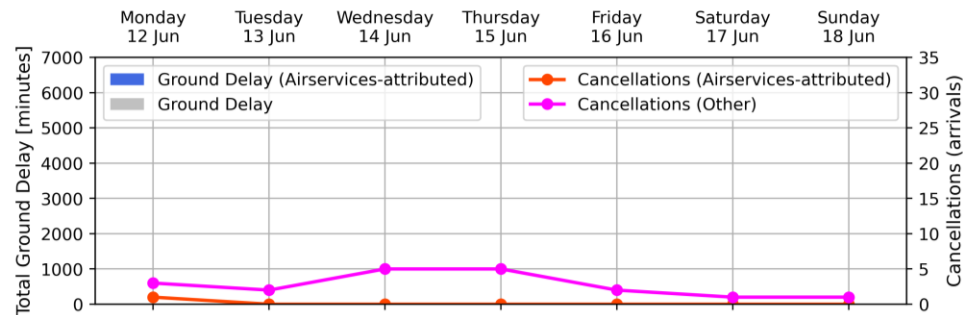
	Monday 12 Jun	Tuesday 13 Jun	Wednesday 14 Jun	Thursday 15 Jun	Friday 16 Jun	Saturday 17 Jun	Sunday 18 Jun
Arrivals	421	433	438	457	462	348	372
Total Movements	842	857	887	905	931	678	754
GDP Hours	No GDP	7	10	5	No GDP	5	8
GDP Compliance [%]							
- Qantas Group	N/A	76	80	79	N/A	87	89
- Jetstar	N/A	100	90	67	N/A	85	77
- Virgin Australia	N/A	67	82	72	N/A	85	75
- REX	N/A	91	85	69	N/A	88	85
- Other	N/A	80	100	75	N/A	100	50

Melbourne Airport - Week starting 12 Jun 2023



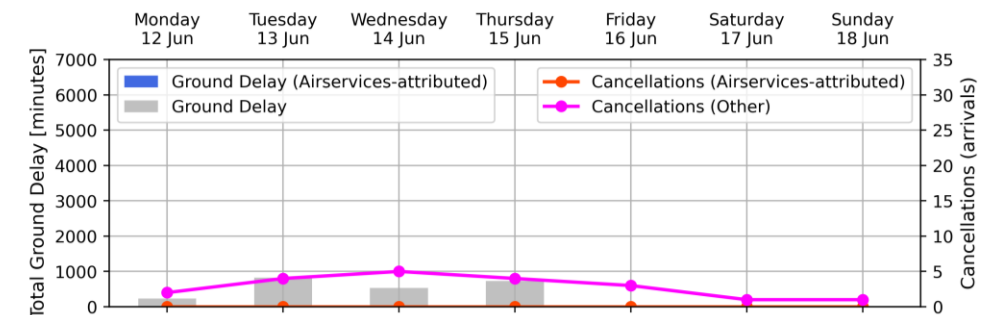
	Monday 12 Jun	Tuesday 13 Jun	Wednesday 14 Jun	Thursday 15 Jun	Friday 16 Jun	Saturday 17 Jun	Sunday 18 Jun
Arrivals	322	329	326	341	348	256	291
Total Movements	643	646	657	686	704	499	598
GDP Hours	6	8	No GDP	No GDP	9	9	8
GDP Compliance [%]							
- Qantas Group	80	83	N/A	N/A	76	89	82
- Jetstar	80	88	N/A	N/A	89	61	74
- Virgin Australia	94	94	N/A	N/A	95	86	82
- REX	100	60	N/A	N/A	86	50	100
- Other	33	100	N/A	N/A	100	100	50

Brisbane Airport - Week starting 12 Jun 2023



	Monday 12 Jun	Tuesday 13 Jun	Wednesday 14 Jun	Thursday 15 Jun	Friday 16 Jun	Saturday 17 Jun	Sunday 18 Jun
Arrivals	293	291	299	315	318	196	238
Total Movements	593	580	601	633	628	394	481
GDP Hours	No GDP	No GDP	No GDP	No GDP	No GDP	No GDP	No GDP
GDP Compliance [%]							
- Qantas Group	N/A	N/A	N/A	N/A	N/A	N/A	N/A
- Jetstar	N/A	N/A	N/A	N/A	N/A	N/A	N/A
- Virgin Australia	N/A	N/A	N/A	N/A	N/A	N/A	N/A
- REX	N/A	N/A	N/A	N/A	N/A	N/A	N/A
- Other	N/A	N/A	N/A	N/A	N/A	N/A	N/A

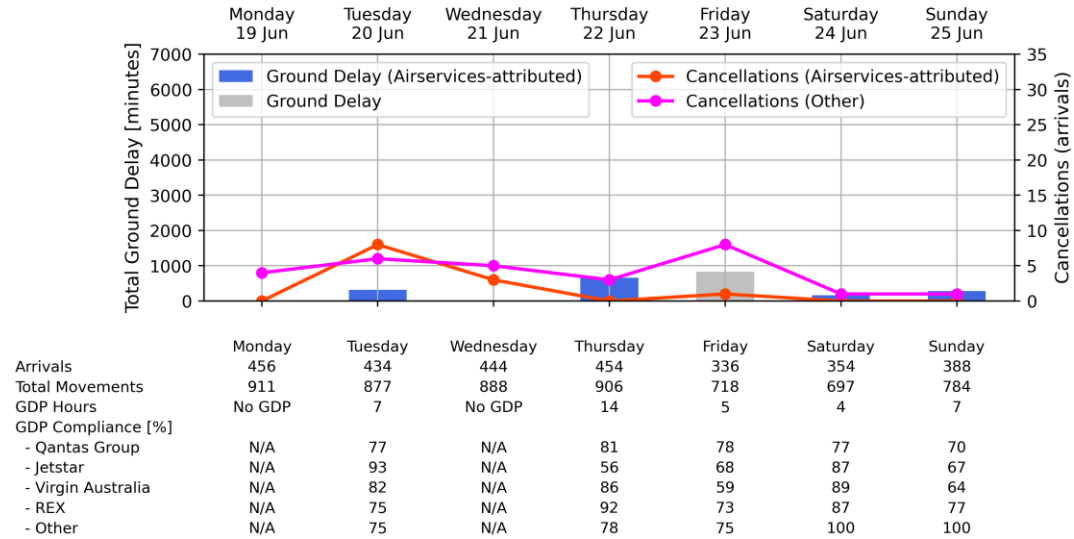
Perth Airport - Week starting 12 Jun 2023



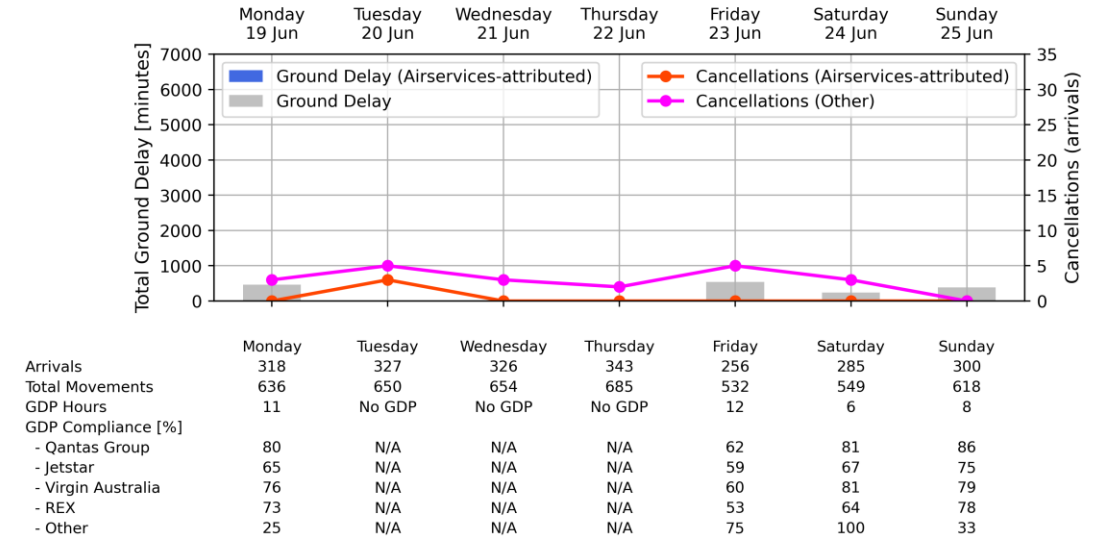
	Monday 12 Jun	Tuesday 13 Jun	Wednesday 14 Jun	Thursday 15 Jun	Friday 16 Jun	Saturday 17 Jun	Sunday 18 Jun
Arrivals	219	262	238	269	212	93	105
Total Movements	430	520	484	527	418	190	202
GDP Hours	6	14	14	14	No GDP	No GDP	No GDP
GDP Compliance [%]							
- Qantas Group	84	82	83	95	N/A	N/A	N/A
- Jetstar	N/A	100	100	100	N/A	N/A	N/A
- Virgin Australia	75	79	74	67	N/A	N/A	N/A
- REX	67	86	86	71	N/A	N/A	N/A
- Other	89	67	86	84	N/A	N/A	N/A

Weekly Airport Overview – Week starting 19 June 2023

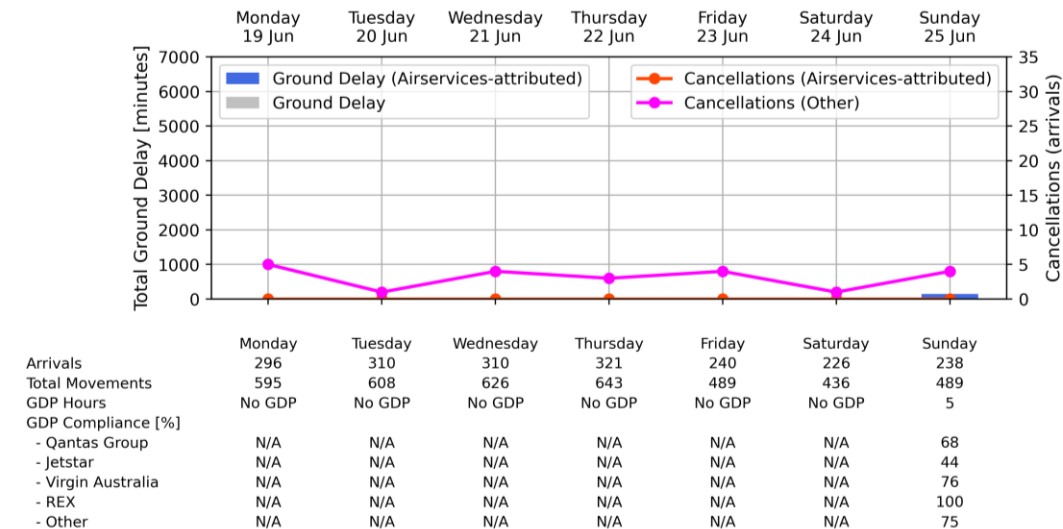
Sydney KSA - Week starting 19 Jun 2023



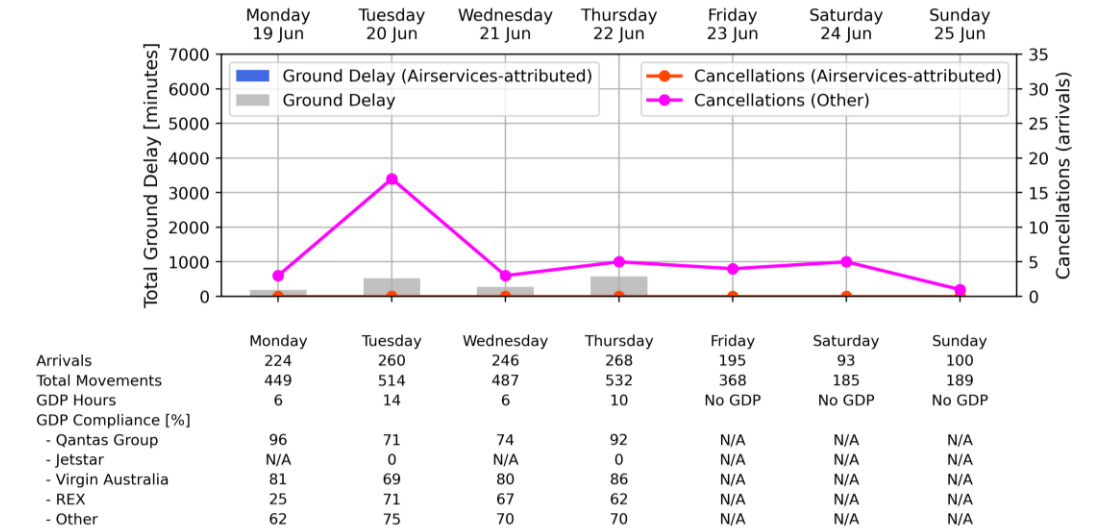
Melbourne Airport - Week starting 19 Jun 2023



Brisbane Airport - Week starting 19 Jun 2023

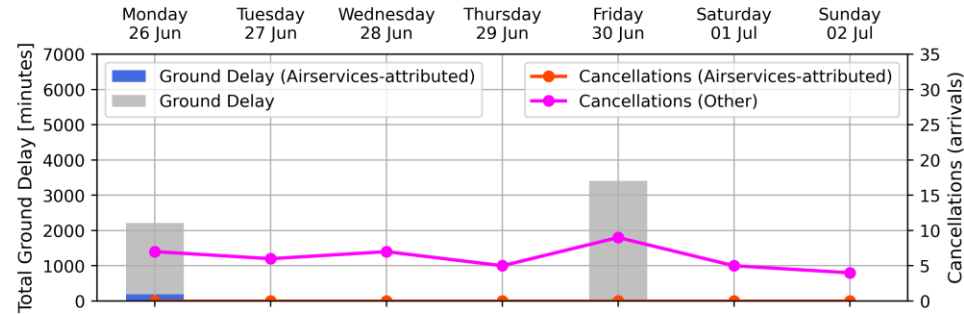


Perth Airport - Week starting 19 Jun 2023



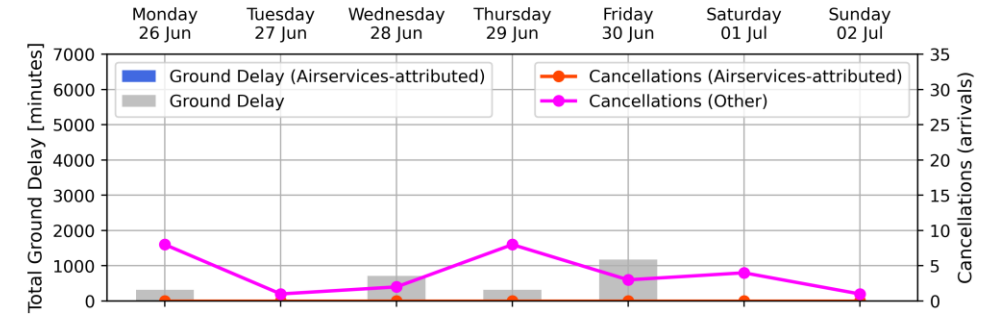
Weekly Airport Overview – Week starting 26 June 2023

Sydney KSA - Week starting 26 Jun 2023



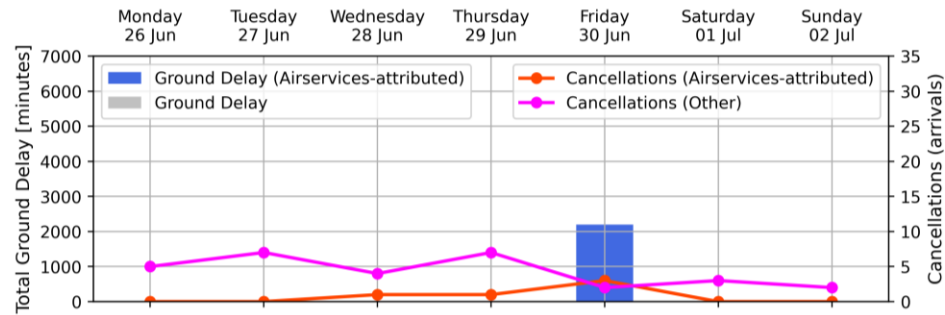
Arrivals	Monday	Tuesday	Wednesday	Thursday	Friday	Saturday	Sunday
Total Movements	447	442	436	445	408	361	378
GDP Hours	16	No GDP	No GDP	No GDP	15	No GDP	No GDP
GDP Compliance [%]							
- Qantas Group	77	N/A	N/A	N/A	66	N/A	N/A
- Jetstar	66	N/A	N/A	N/A	63	N/A	N/A
- Virgin Australia	69	N/A	N/A	N/A	54	N/A	N/A
- REX	73	N/A	N/A	N/A	66	N/A	N/A
- Other	93	N/A	N/A	N/A	0	N/A	N/A

Melbourne Airport - Week starting 26 Jun 2023



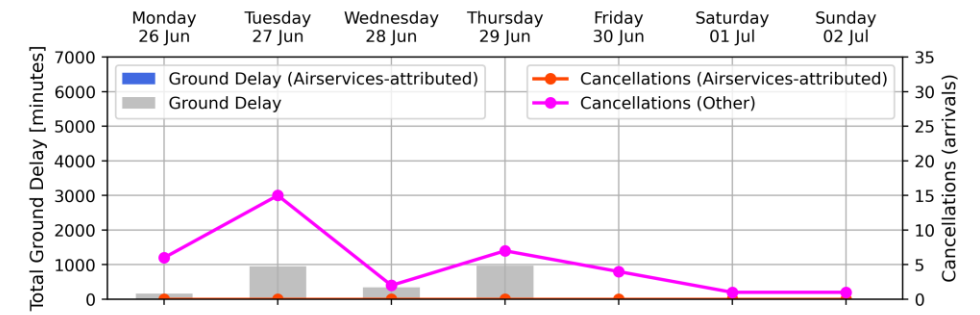
Arrivals	Monday	Tuesday	Wednesday	Thursday	Friday	Saturday	Sunday
Total Movements	337	336	335	335	339	267	297
GDP Hours	6	No GDP	15	6	15	No GDP	No GDP
GDP Compliance [%]							
- Qantas Group	84	N/A	86	65	57	N/A	N/A
- Jetstar	87	N/A	66	59	59	N/A	N/A
- Virgin Australia	86	N/A	72	72	59	N/A	N/A
- REX	73	N/A	71	70	61	N/A	N/A
- Other	0	N/A	38	0	25	N/A	N/A

Brisbane Airport - Week starting 26 Jun 2023



Arrivals	Monday	Tuesday	Wednesday	Thursday	Friday	Saturday	Sunday
Total Movements	292	313	310	303	298	217	242
GDP Hours	No GDP	No GDP	No GDP	No GDP	10	No GDP	No GDP
GDP Compliance [%]							
- Qantas Group	N/A	N/A	N/A	N/A	68	N/A	N/A
- Jetstar	N/A	N/A	N/A	N/A	55	N/A	N/A
- Virgin Australia	N/A	N/A	N/A	N/A	61	N/A	N/A
- REX	N/A	N/A	N/A	N/A	57	N/A	N/A
- Other	N/A	N/A	N/A	N/A	50	N/A	N/A

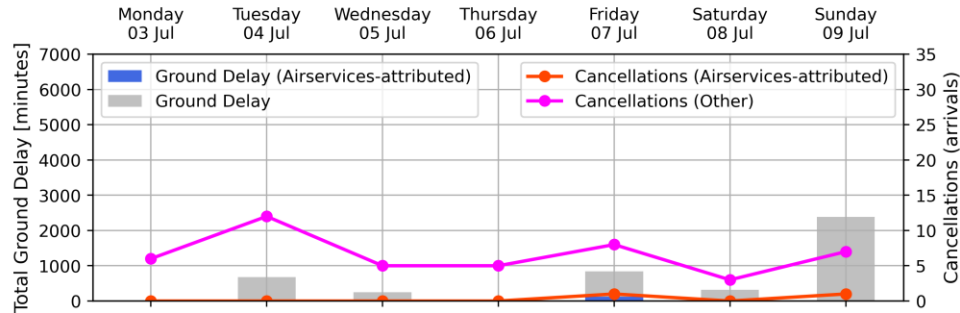
Perth Airport - Week starting 26 Jun 2023



Arrivals	Monday	Tuesday	Wednesday	Thursday	Friday	Saturday	Sunday
Total Movements	221	269	253	279	194	109	111
GDP Hours	3	9	4	9	No GDP	No GDP	No GDP
GDP Compliance [%]							
- Qantas Group	88	67	86	73	N/A	N/A	N/A
- Jetstar	N/A	0	N/A	N/A	N/A	N/A	N/A
- Virgin Australia	75	75	70	76	N/A	N/A	N/A
- REX	67	67	75	86	N/A	N/A	N/A
- Other	63	75	59	77	N/A	N/A	N/A

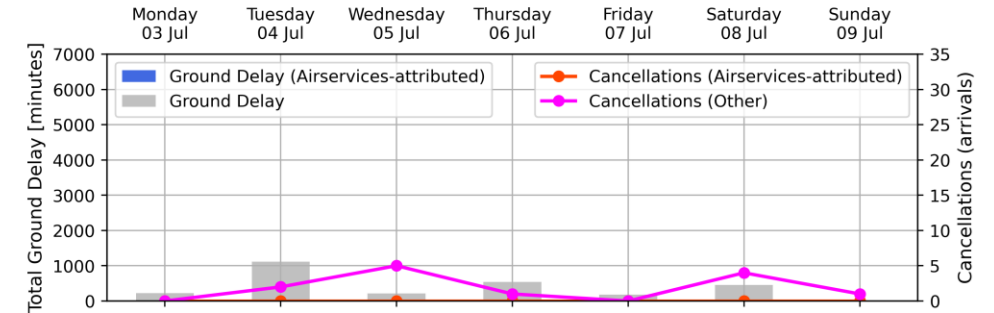
Weekly Airport Overview – Week starting 03 July 2023

Sydney KSA - Week starting 03 Jul 2023



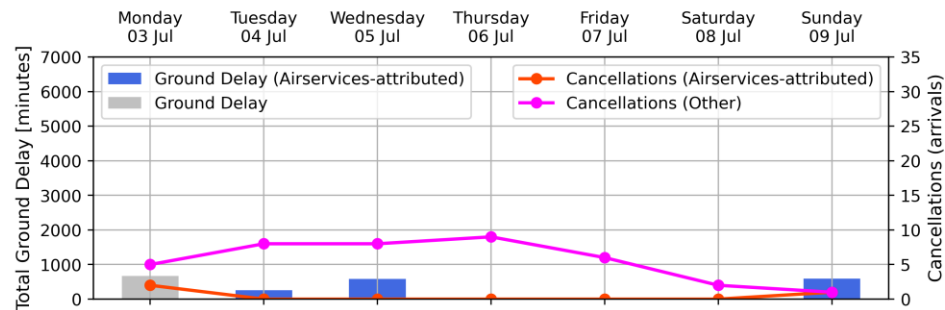
	Monday 03 Jul	Tuesday 04 Jul	Wednesday 05 Jul	Thursday 06 Jul	Friday 07 Jul	Saturday 08 Jul	Sunday 09 Jul
Arrivals	461	438	436	455	453	373	368
Total Movements	917	875	881	909	911	729	746
GDP Hours	No GDP	16	6	No GDP	11	9	11
GDP Compliance [%]							
- Qantas Group	N/A	89	82	N/A	70	86	74
- Jetstar	N/A	73	76	N/A	54	66	67
- Virgin Australia	N/A	75	83	N/A	62	52	69
- REX	N/A	79	68	N/A	77	60	82
- Other	N/A	100	100	N/A	67	N/A	100

Melbourne Airport - Week starting 03 Jul 2023



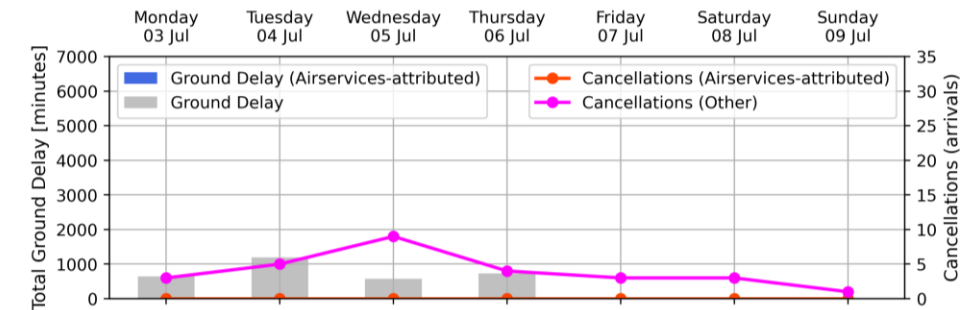
	Monday 03 Jul	Tuesday 04 Jul	Wednesday 05 Jul	Thursday 06 Jul	Friday 07 Jul	Saturday 08 Jul	Sunday 09 Jul
Arrivals	334	339	335	353	360	284	301
Total Movements	675	672	674	709	723	551	610
GDP Hours	9	18	7	18	7	9	No GDP
GDP Compliance [%]							
- Qantas Group	81	78	79	76	59	72	N/A
- Jetstar	78	64	59	64	52	89	N/A
- Virgin Australia	83	73	74	76	68	78	N/A
- REX	45	74	85	65	89	69	N/A
- Other	100	60	50	90	0	100	N/A

Brisbane Airport - Week starting 03 Jul 2023



	Monday 03 Jul	Tuesday 04 Jul	Wednesday 05 Jul	Thursday 06 Jul	Friday 07 Jul	Saturday 08 Jul	Sunday 09 Jul
Arrivals	293	311	307	320	302	227	241
Total Movements	591	611	623	636	611	438	486
GDP Hours	7	9	12	No GDP	No GDP	No GDP	10
GDP Compliance [%]							
- Qantas Group	83	70	82	N/A	N/A	N/A	68
- Jetstar	100	42	52	N/A	N/A	N/A	50
- Virgin Australia	89	54	69	N/A	N/A	N/A	60
- REX	67	50	86	N/A	N/A	N/A	43
- Other	86	61	76	N/A	N/A	N/A	50

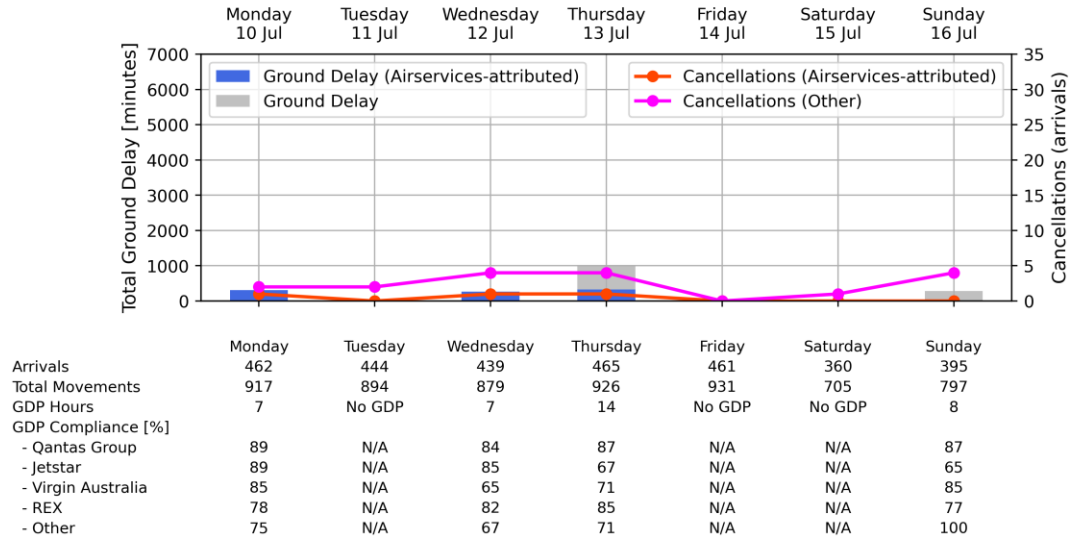
Perth Airport - Week starting 03 Jul 2023



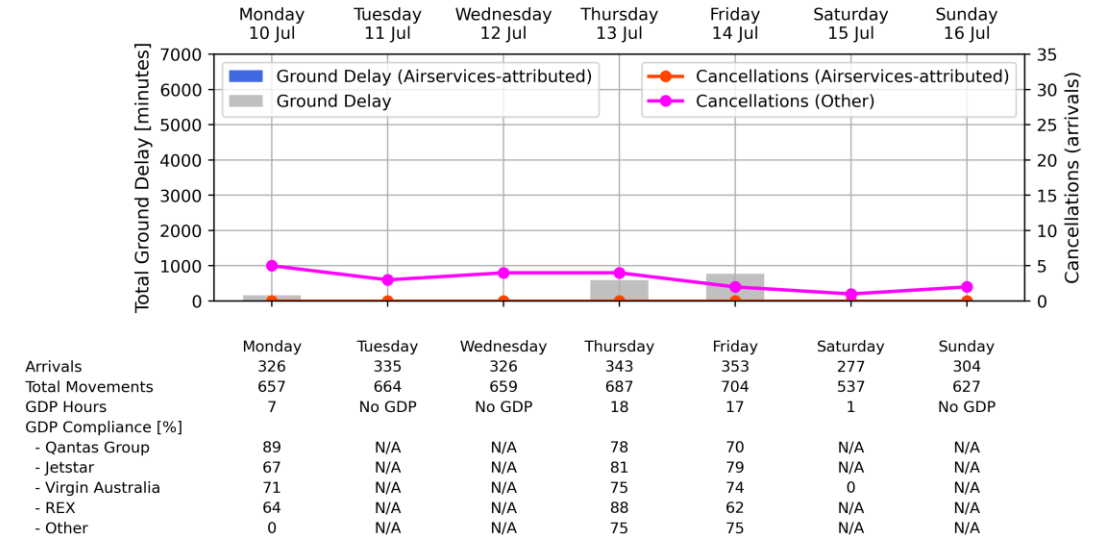
	Monday 03 Jul	Tuesday 04 Jul	Wednesday 05 Jul	Thursday 06 Jul	Friday 07 Jul	Saturday 08 Jul	Sunday 09 Jul
Arrivals	218	272	258	263	207	103	103
Total Movements	440	530	513	528	405	203	204
GDP Hours	7	15	9	14	No GDP	No GDP	No GDP
GDP Compliance [%]							
- Qantas Group	84	84	90	78	N/A	N/A	N/A
- Jetstar	N/A	0	0	0	N/A	N/A	N/A
- Virgin Australia	82	76	72	83	N/A	N/A	N/A
- REX	50	43	71	29	N/A	N/A	N/A
- Other	67	71	71	81	N/A	N/A	N/A

Weekly Airport Overview – Week starting 10 Jul 2023

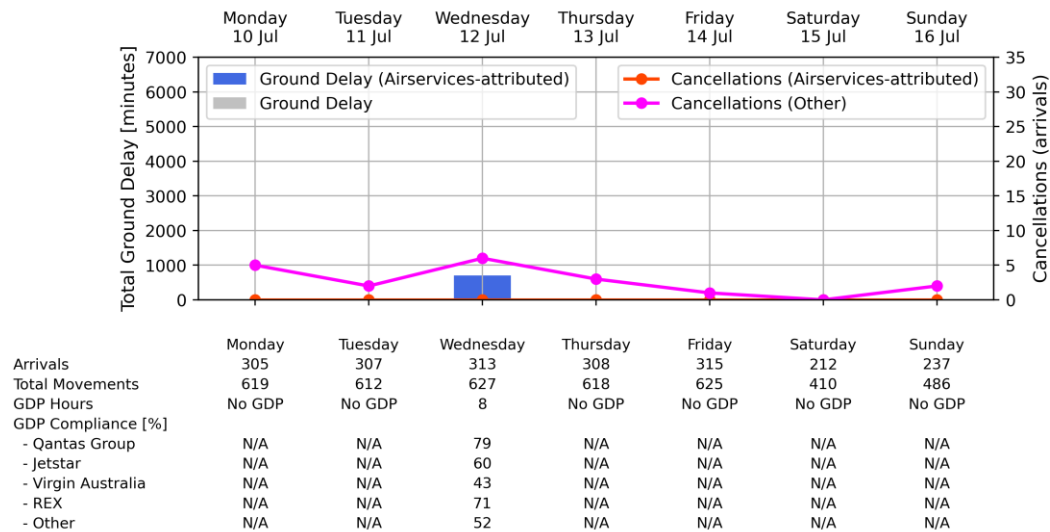
Sydney KSA - Week starting 10 Jul 2023



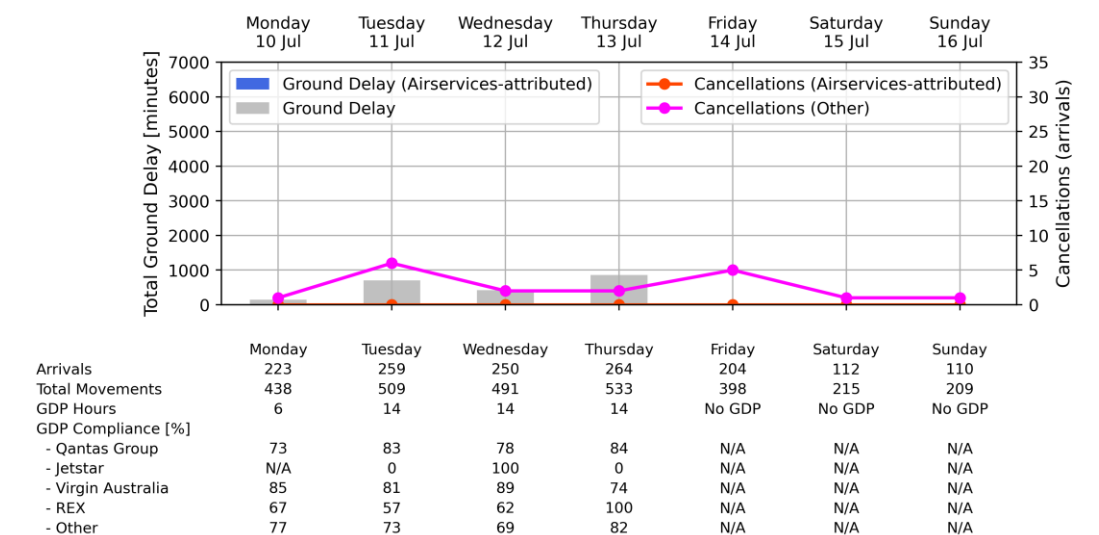
Melbourne Airport - Week starting 10 Jul 2023



Brisbane Airport - Week starting 10 Jul 2023

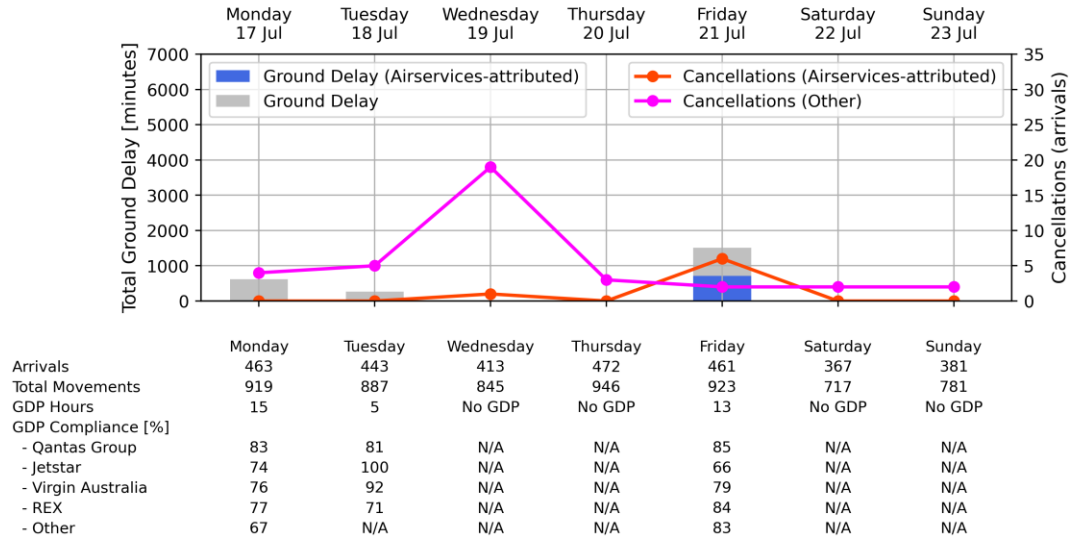


Perth Airport - Week starting 10 Jul 2023

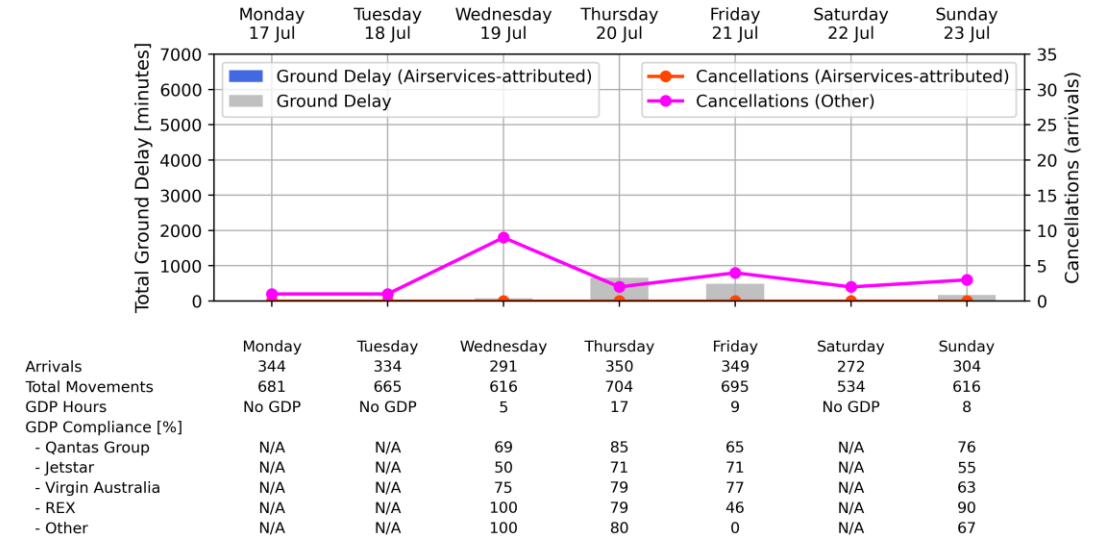


Weekly Airport Overview – Week starting 17 July 2023

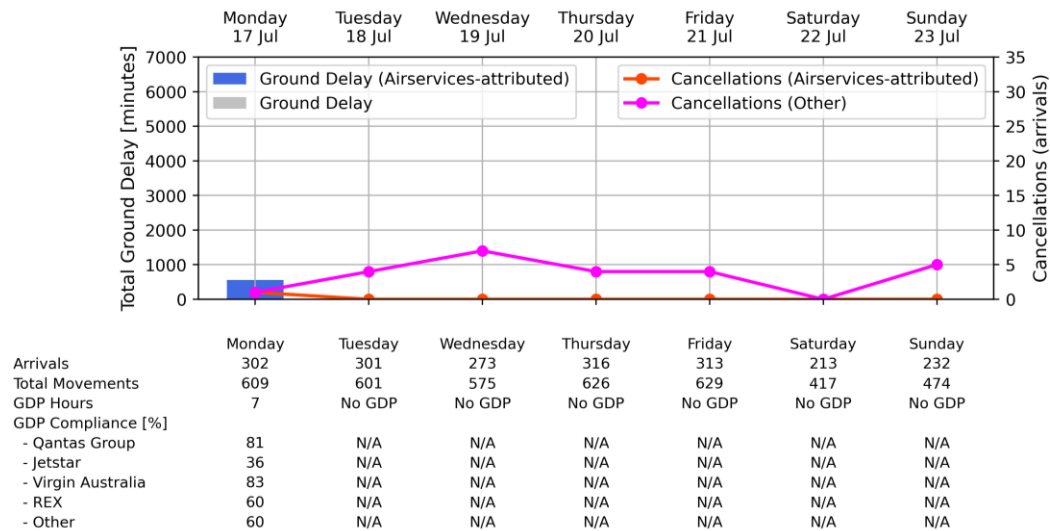
Sydney KSA - Week starting 17 Jul 2023



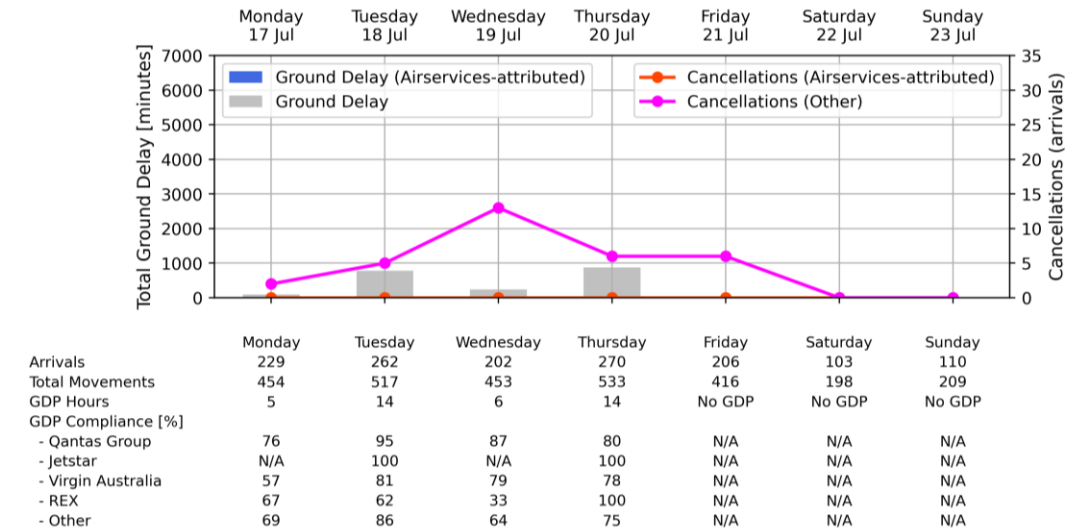
Melbourne Airport - Week starting 17 Jul 2023



Brisbane Airport - Week starting 17 Jul 2023

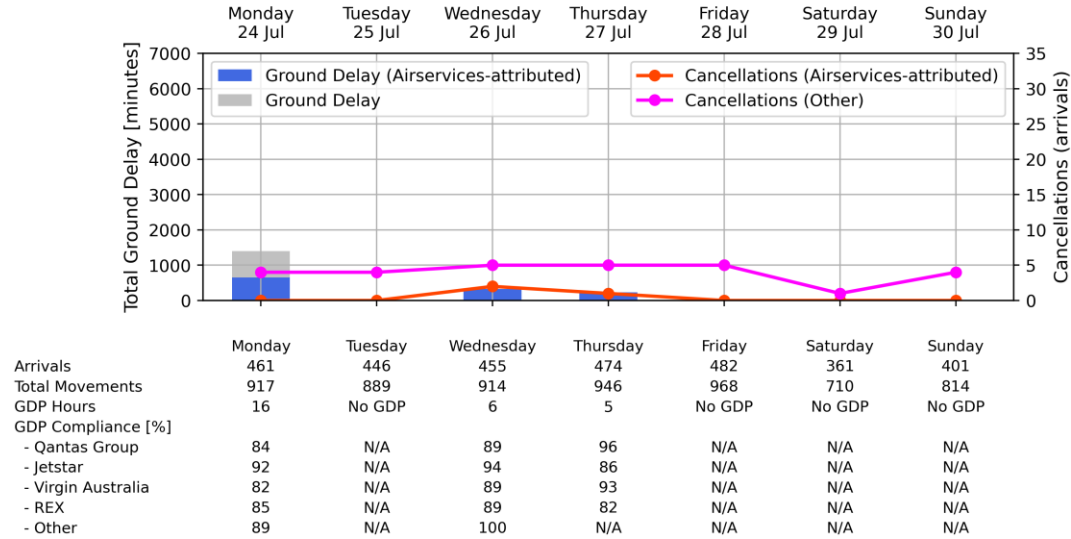


Perth Airport - Week starting 17 Jul 2023

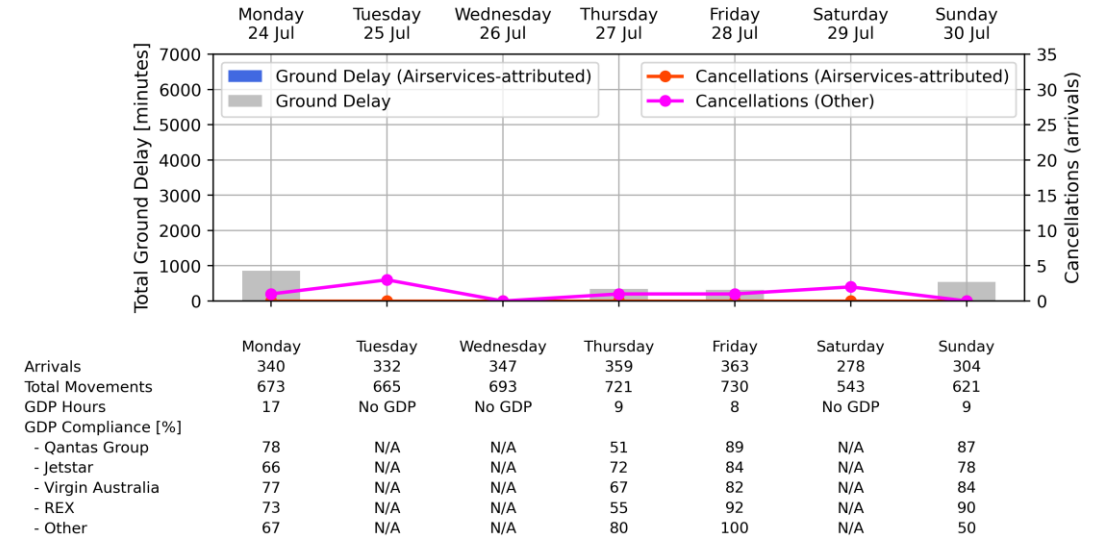


Weekly Airport Overview – Week starting 24 Jul 2023

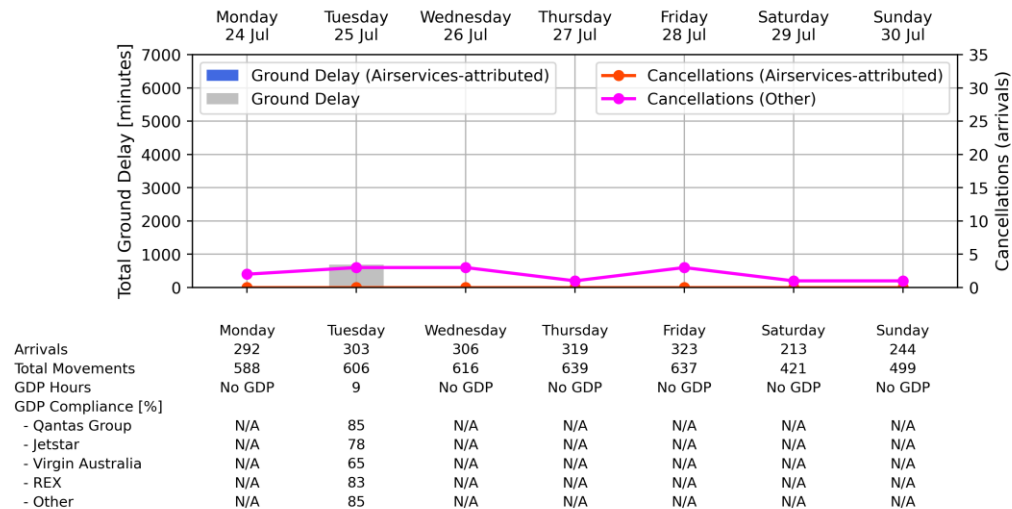
Sydney KSA - Week starting 24 Jul 2023



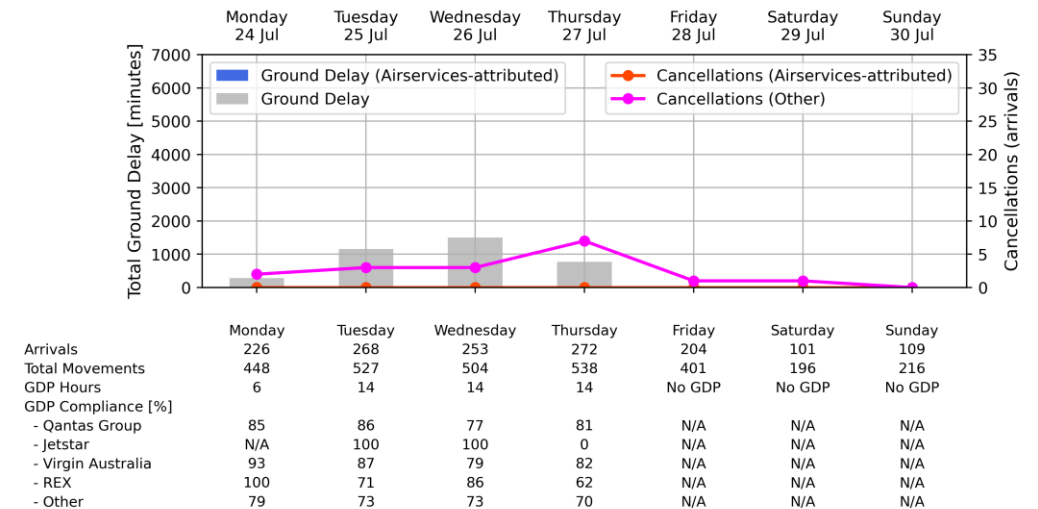
Melbourne Airport - Week starting 24 Jul 2023



Brisbane Airport - Week starting 24 Jul 2023

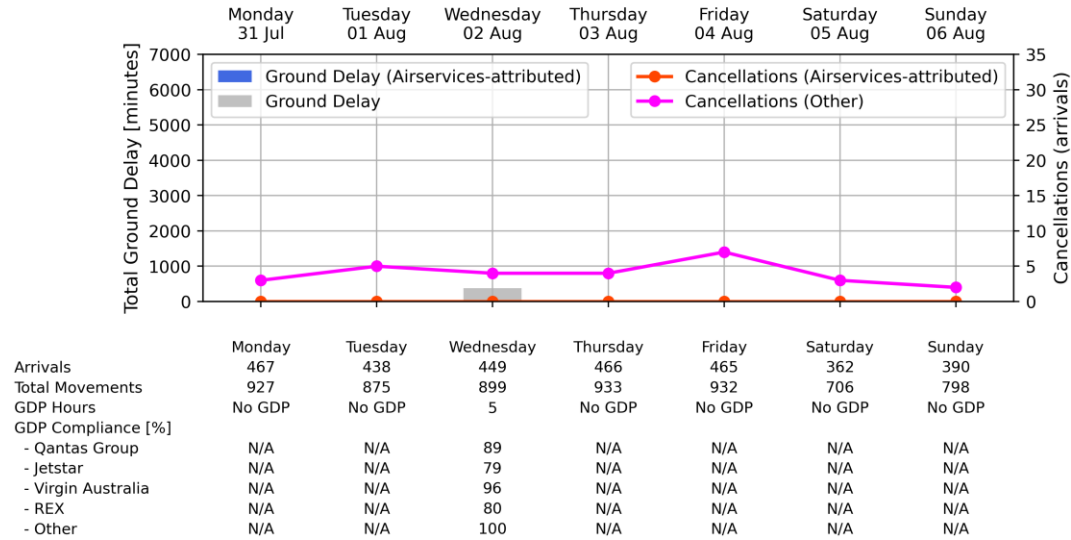


Perth Airport - Week starting 24 Jul 2023

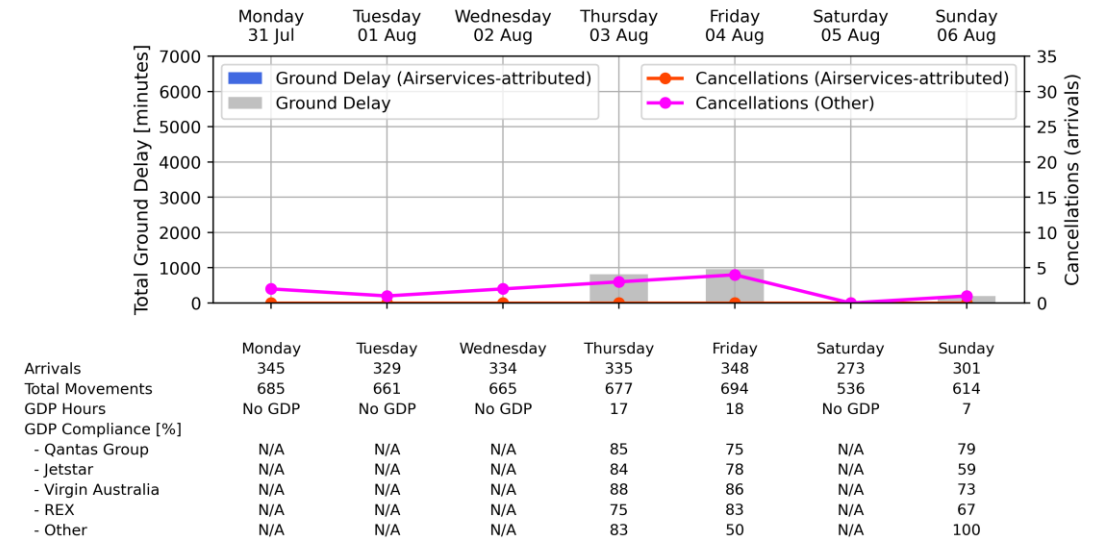


Weekly Airport Overview – Week starting 31 Jul 2023

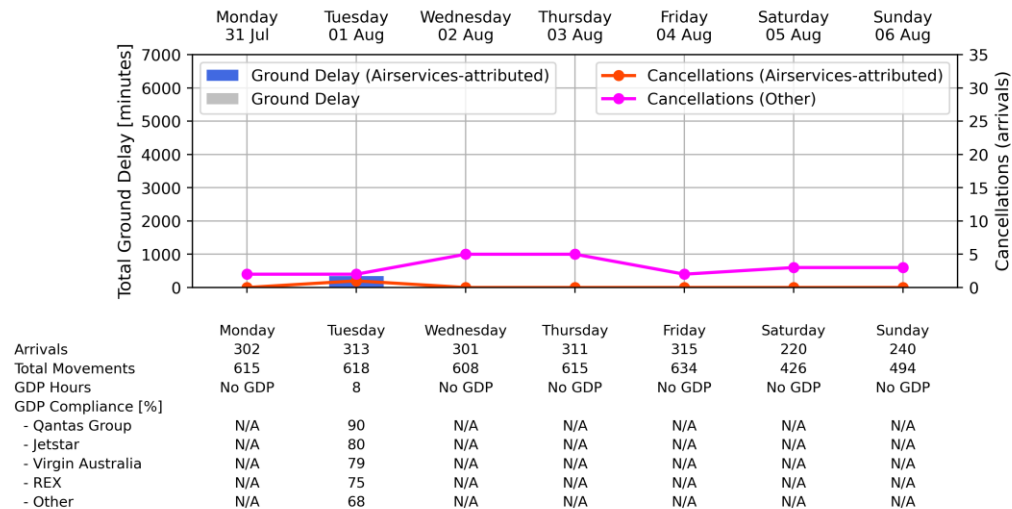
Sydney KSA - Week starting 31 Jul 2023



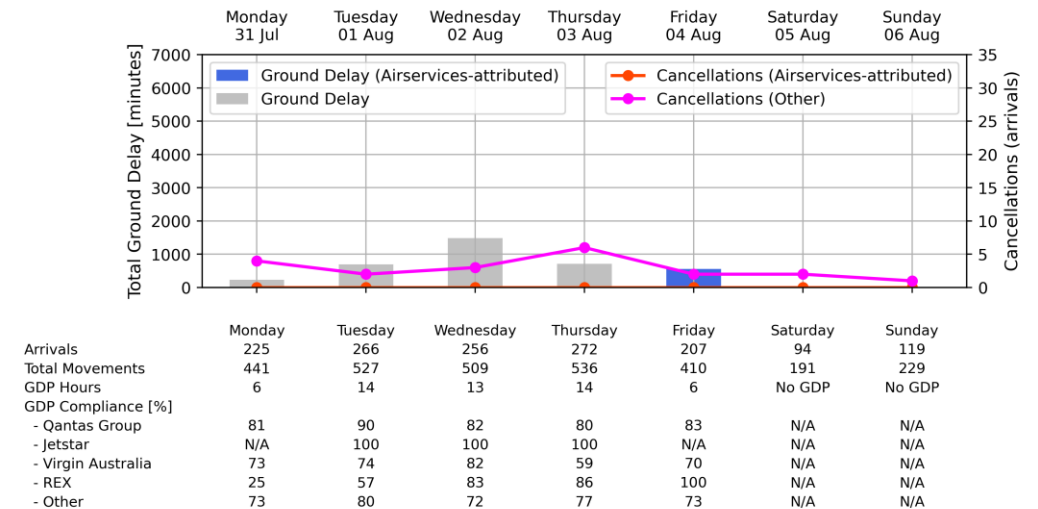
Melbourne Airport - Week starting 31 Jul 2023



Brisbane Airport - Week starting 31 Jul 2023

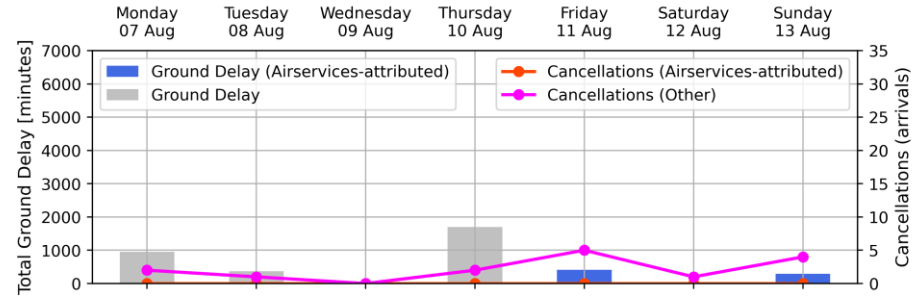


Perth Airport - Week starting 31 Jul 2023



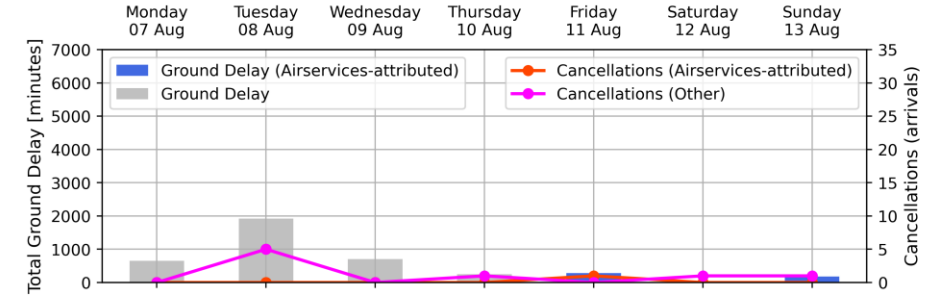
Weekly Airport Overview – Week starting 07 Aug 2023

Sydney KSA - Week starting 07 Aug 2023



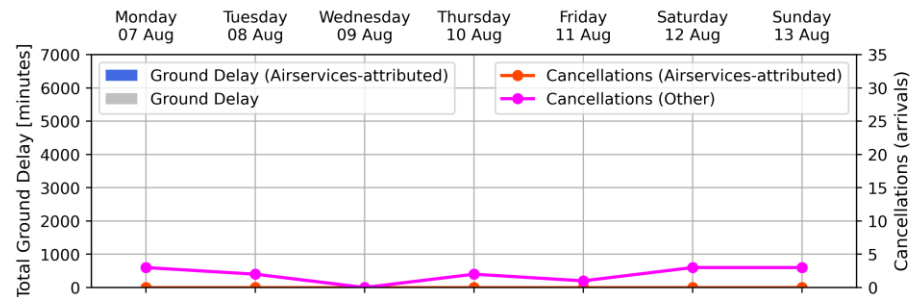
	Monday 07 Aug	Tuesday 08 Aug	Wednesday 09 Aug	Thursday 10 Aug	Friday 11 Aug	Saturday 12 Aug	Sunday 13 Aug
Arrivals	457	437	448	468	469	365	383
Total Movements	906	875	906	929	940	710	784
GDP Hours	14	6	No GDP	12	7	No GDP	8
GDP Compliance [%]							
- Qantas Group	92	73	N/A	86	79	N/A	85
- Jetstar	70	62	N/A	69	85	N/A	80
- Virgin Australia	85	81	N/A	82	83	N/A	78
- REX	74	78	N/A	72	86	N/A	95
- Other	60	100	N/A	100	50	N/A	25

Melbourne Airport - Week starting 07 Aug 2023



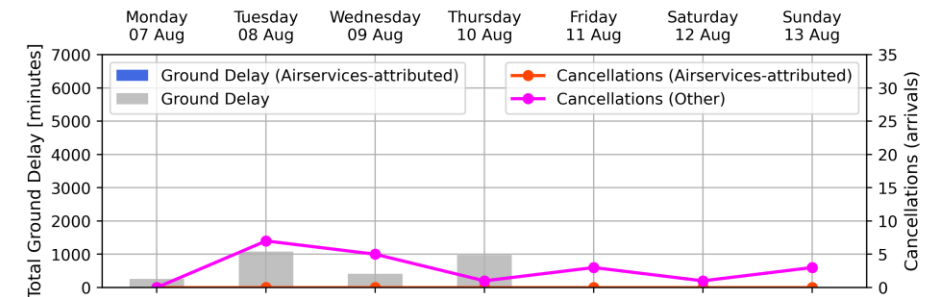
	Monday 07 Aug	Tuesday 08 Aug	Wednesday 09 Aug	Thursday 10 Aug	Friday 11 Aug	Saturday 12 Aug	Sunday 13 Aug
Arrivals	330	319	343	352	351	276	300
Total Movements	661	640	675	703	708	539	615
GDP Hours	17	14	17	9	8	No GDP	6
GDP Compliance [%]							
- Qantas Group	82	67	92	83	77	N/A	72
- Jetstar	63	63	79	83	81	N/A	71
- Virgin Australia	83	52	88	91	79	N/A	75
- REX	71	69	87	82	50	N/A	88
- Other	67	50	83	50	67	N/A	100

Brisbane Airport - Week starting 07 Aug 2023



	Monday 07 Aug	Tuesday 08 Aug	Wednesday 09 Aug	Thursday 10 Aug	Friday 11 Aug	Saturday 12 Aug	Sunday 13 Aug
Arrivals	309	304	308	309	318	213	240
Total Movements	617	602	626	618	633	415	491
GDP Hours	No GDP	No GDP	No GDP	No GDP	No GDP	No GDP	No GDP
GDP Compliance [%]							
- Qantas Group	N/A	N/A	N/A	N/A	N/A	N/A	N/A
- Jetstar	N/A	N/A	N/A	N/A	N/A	N/A	N/A
- Virgin Australia	N/A	N/A	N/A	N/A	N/A	N/A	N/A
- REX	N/A	N/A	N/A	N/A	N/A	N/A	N/A
- Other	N/A	N/A	N/A	N/A	N/A	N/A	N/A

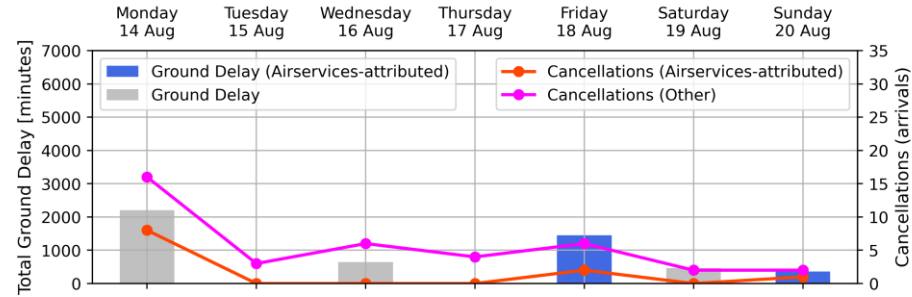
Perth Airport - Week starting 07 Aug 2023



	Monday 07 Aug	Tuesday 08 Aug	Wednesday 09 Aug	Thursday 10 Aug	Friday 11 Aug	Saturday 12 Aug	Sunday 13 Aug
Arrivals	228	265	262	274	204	96	107
Total Movements	446	521	519	539	411	193	199
GDP Hours	6	14	14	14	No GDP	No GDP	No GDP
GDP Compliance [%]							
- Qantas Group	92	83	87	89	N/A	N/A	N/A
- Jetstar	N/A	0	0	100	N/A	N/A	N/A
- Virgin Australia	73	85	80	82	N/A	N/A	N/A
- REX	33	0	20	71	N/A	N/A	N/A
- Other	67	70	75	79	N/A	N/A	N/A

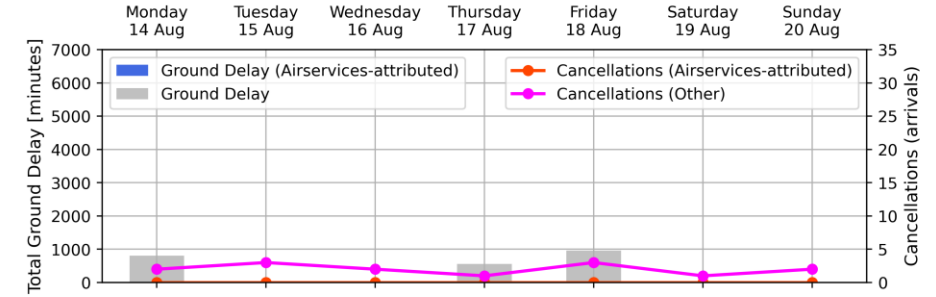
Weekly Airport Overview – Week starting 14 Aug 2023

Sydney KSA - Week starting 14 Aug 2023



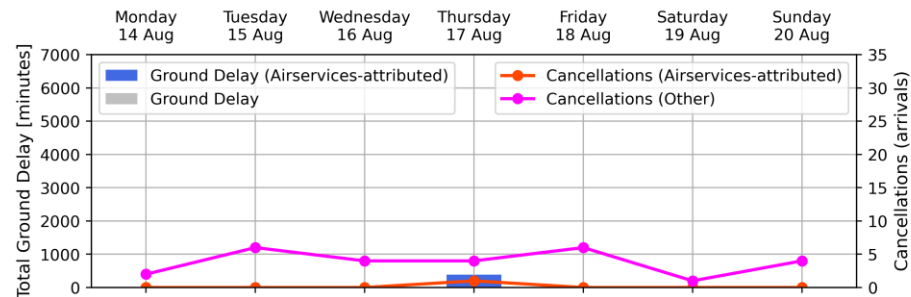
	Monday 14 Aug	Tuesday 15 Aug	Wednesday 16 Aug	Thursday 17 Aug	Friday 18 Aug	Saturday 19 Aug	Sunday 20 Aug
Arrivals	435	444	467	470	439	367	396
Total Movements	868	886	931	943	882	720	795
GDP Hours	17	No GDP	6	No GDP	18	11	7
GDP Compliance [%]							
- Qantas Group	88	N/A	82	N/A	77	83	75
- Jetstar	66	N/A	67	N/A	64	78	63
- Virgin Australia	75	N/A	78	N/A	66	81	79
- REX	89	N/A	79	N/A	67	82	77
- Other	78	N/A	100	N/A	83	N/A	100

Melbourne Airport - Week starting 14 Aug 2023



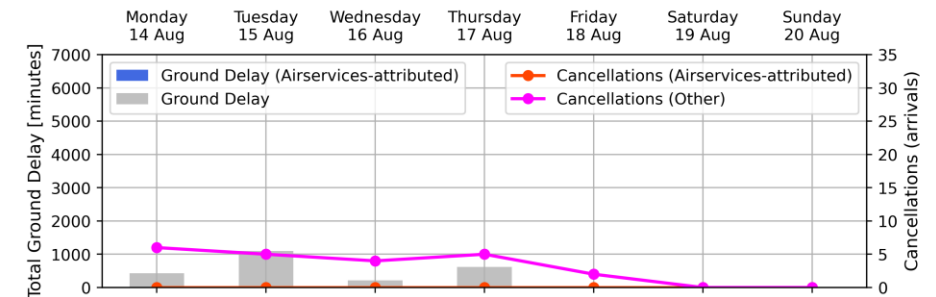
	Monday 14 Aug	Tuesday 15 Aug	Wednesday 16 Aug	Thursday 17 Aug	Friday 18 Aug	Saturday 19 Aug	Sunday 20 Aug
Arrivals	327	338	332	350	355	277	306
Total Movements	658	668	662	706	710	538	627
GDP Hours	17	No GDP	No GDP	11	18	No GDP	No GDP
GDP Compliance [%]							
- Qantas Group	73	N/A	N/A	65	71	N/A	N/A
- Jetstar	61	N/A	N/A	82	69	N/A	N/A
- Virgin Australia	73	N/A	N/A	74	67	N/A	N/A
- REX	88	N/A	N/A	86	68	N/A	N/A
- Other	62	N/A	N/A	67	71	N/A	N/A

Brisbane Airport - Week starting 14 Aug 2023



	Monday 14 Aug	Tuesday 15 Aug	Wednesday 16 Aug	Thursday 17 Aug	Friday 18 Aug	Saturday 19 Aug	Sunday 20 Aug
Arrivals	301	300	310	324	315	214	253
Total Movements	602	599	627	641	626	427	509
GDP Hours	No GDP	No GDP	No GDP	8	No GDP	No GDP	No GDP
GDP Compliance [%]							
- Qantas Group	N/A	N/A	N/A	68	N/A	N/A	N/A
- Jetstar	N/A	N/A	N/A	67	N/A	N/A	N/A
- Virgin Australia	N/A	N/A	N/A	62	N/A	N/A	N/A
- REX	N/A	N/A	N/A	60	N/A	N/A	N/A
- Other	N/A	N/A	N/A	81	N/A	N/A	N/A

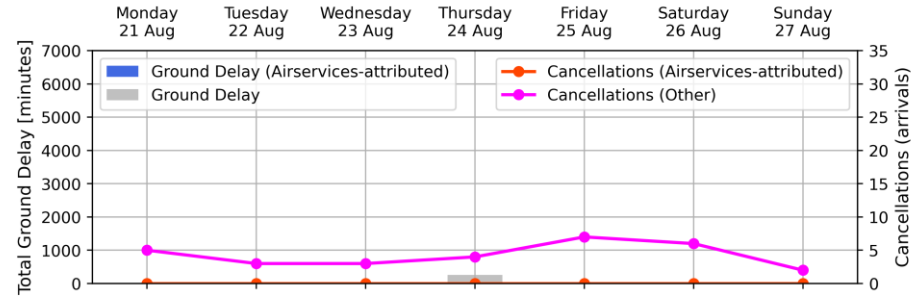
Perth Airport - Week starting 14 Aug 2023



	Monday 14 Aug	Tuesday 15 Aug	Wednesday 16 Aug	Thursday 17 Aug	Friday 18 Aug	Saturday 19 Aug	Sunday 20 Aug
Arrivals	234	264	249	269	216	101	109
Total Movements	462	519	493	533	430	199	206
GDP Hours	6	15	6	14	No GDP	No GDP	No GDP
GDP Compliance [%]							
- Qantas Group	84	72	96	81	N/A	N/A	N/A
- Jetstar	N/A	0	N/A	0	N/A	N/A	N/A
- Virgin Australia	71	65	74	86	N/A	N/A	N/A
- REX	33	57	100	57	N/A	N/A	N/A
- Other	69	56	83	72	N/A	N/A	N/A

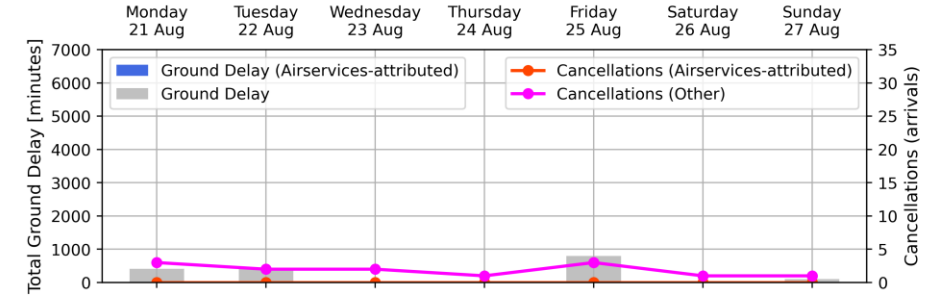
Weekly Airport Overview – Week starting 21 Aug 2023

Sydney KSA - Week starting 21 Aug 2023



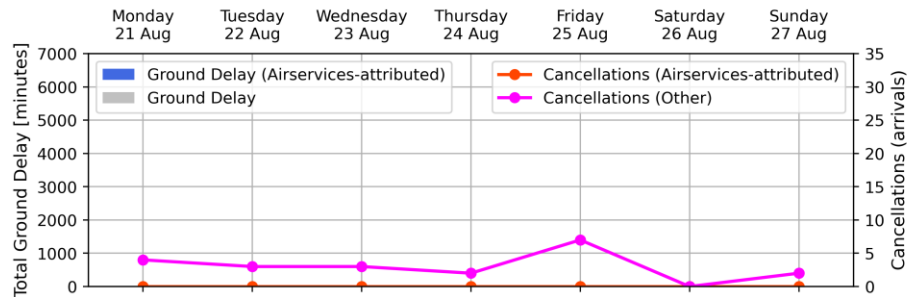
	Monday 21 Aug	Tuesday 22 Aug	Wednesday 23 Aug	Thursday 24 Aug	Friday 25 Aug	Saturday 26 Aug	Sunday 27 Aug
Arrivals	467	437	437	462	462	360	398
Total Movements	933	871	888	918	936	705	805
GDP Hours	No GDP	No GDP	No GDP	6	No GDP	No GDP	No GDP
GDP Compliance [%]							
- Qantas	N/A	N/A	N/A	91	N/A	N/A	N/A
- Jetstar	N/A	N/A	N/A	92	N/A	N/A	N/A
- Virgin Australia	N/A	N/A	N/A	87	N/A	N/A	N/A
- REX	N/A	N/A	N/A	79	N/A	N/A	N/A
- QantasLink	N/A	N/A	N/A	78	N/A	N/A	N/A
- Alliance Airlines	N/A	N/A	N/A	N/A	N/A	N/A	N/A
- Other	N/A	N/A	N/A	100	N/A	N/A	N/A

Melbourne Airport - Week starting 21 Aug 2023



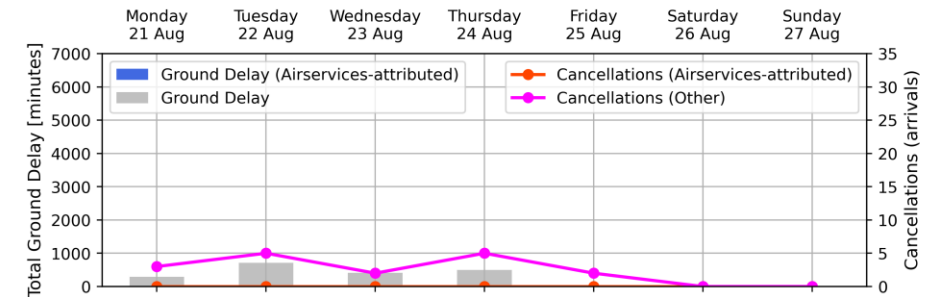
	Monday 21 Aug	Tuesday 22 Aug	Wednesday 23 Aug	Thursday 24 Aug	Friday 25 Aug	Saturday 26 Aug	Sunday 27 Aug
Arrivals	346	332	342	356	357	278	302
Total Movements	687	668	674	718	718	541	618
GDP Hours	9	9	No GDP	No GDP	18	1	5
GDP Compliance [%]							
- Qantas	74	65	N/A	N/A	82	N/A	78
- Jetstar	83	67	N/A	N/A	76	50	64
- Virgin Australia	68	82	N/A	N/A	76	100	93
- REX	80	80	N/A	N/A	72	N/A	75
- QantasLink	91	73	N/A	N/A	87	N/A	73
- Alliance Airlines	N/A	N/A	N/A	N/A	N/A	N/A	N/A
- Other	70	75	N/A	N/A	100	N/A	100

Brisbane Airport - Week starting 21 Aug 2023



	Monday 21 Aug	Tuesday 22 Aug	Wednesday 23 Aug	Thursday 24 Aug	Friday 25 Aug	Saturday 26 Aug	Sunday 27 Aug
Arrivals	301	306	311	304	318	216	234
Total Movements	611	608	622	616	635	418	479
GDP Hours	No GDP	No GDP	No GDP	No GDP	No GDP	No GDP	No GDP
GDP Compliance [%]							
- Qantas	N/A	N/A	N/A	N/A	N/A	N/A	N/A
- Jetstar	N/A	N/A	N/A	N/A	N/A	N/A	N/A
- Virgin Australia	N/A	N/A	N/A	N/A	N/A	N/A	N/A
- REX	N/A	N/A	N/A	N/A	N/A	N/A	N/A
- QantasLink	N/A	N/A	N/A	N/A	N/A	N/A	N/A
- Alliance Airlines	N/A	N/A	N/A	N/A	N/A	N/A	N/A
- Other	N/A	N/A	N/A	N/A	N/A	N/A	N/A

Perth Airport - Week starting 21 Aug 2023

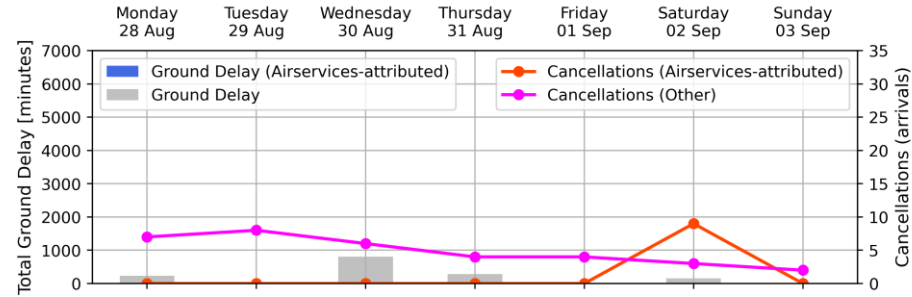


	Monday 21 Aug	Tuesday 22 Aug	Wednesday 23 Aug	Thursday 24 Aug	Friday 25 Aug	Saturday 26 Aug	Sunday 27 Aug
Arrivals	231	273	256	269	215	108	122
Total Movements	459	539	510	536	418	221	228
GDP Hours	6	14	6	14	No GDP	No GDP	No GDP
GDP Compliance [%]							
- Qantas	0	77	100	100	N/A	N/A	N/A
- Jetstar	N/A	100	N/A	100	N/A	N/A	N/A
- Virgin Australia	67	85	79	65	N/A	N/A	N/A
- REX	100	57	67	88	N/A	N/A	N/A
- QantasLink	78	79	100	82	N/A	N/A	N/A
- Alliance Airlines	62	65	67	89	N/A	N/A	N/A
- Other	65	79	82	71	N/A	N/A	N/A



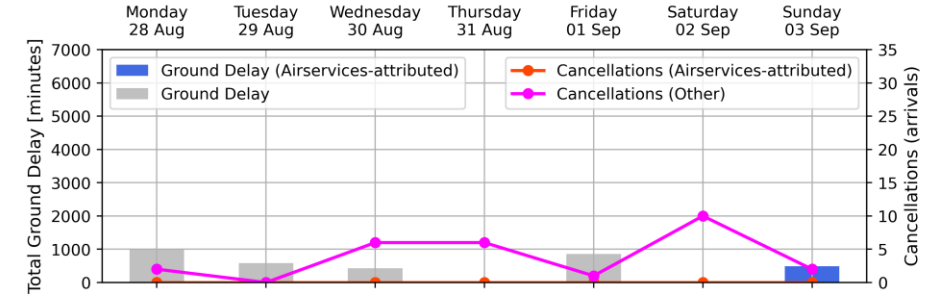
Weekly Airport Overview – Week starting 28 Aug 2023

Sydney KSA - Week starting 28 Aug 2023



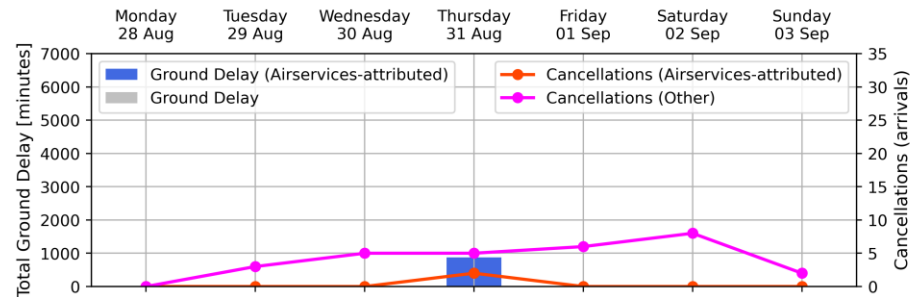
	Monday 28 Aug	Tuesday 29 Aug	Wednesday 30 Aug	Thursday 31 Aug	Friday 01 Sep	Saturday 02 Sep	Sunday 03 Sep
Arrivals	446	431	431	452	450	264	382
Total Movements	888	857	871	903	901	565	772
GDP Hours	7	3	11	7	No GDP	7	No GDP
GDP Compliance [%]							
- Qantas	77	100	79	93	N/A	91	N/A
- Jetstar	83	100	74	74	N/A	58	N/A
- Virgin Australia	81	100	61	54	N/A	64	N/A
- REX	81	100	59	83	N/A	33	N/A
- QantasLink	77	100	97	90	N/A	91	N/A
- Alliance Airlines	N/A	N/A	N/A	N/A	N/A	N/A	N/A
- Other	60	100	56	100	N/A	N/A	N/A

Melbourne Airport - Week starting 28 Aug 2023



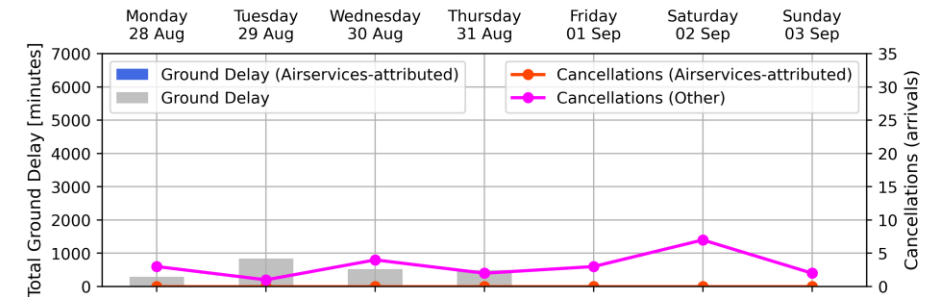
	Monday 28 Aug	Tuesday 29 Aug	Wednesday 30 Aug	Thursday 31 Aug	Friday 01 Sep	Saturday 02 Sep	Sunday 03 Sep
Arrivals	320	338	330	350	352	203	302
Total Movements	640	670	655	710	707	432	615
GDP Hours	16	19	11	No GDP	17	No GDP	8
GDP Compliance [%]							
- Qantas	87	85	89	N/A	77	N/A	94
- Jetstar	83	81	70	N/A	71	N/A	70
- Virgin Australia	75	83	89	N/A	80	N/A	92
- REX	76	76	81	N/A	71	N/A	40
- QantasLink	75	90	89	N/A	94	N/A	82
- Alliance Airlines	N/A	N/A	N/A	N/A	N/A	N/A	N/A
- Other	57	100	50	N/A	100	N/A	0

Brisbane Airport - Week starting 28 Aug 2023



	Monday 28 Aug	Tuesday 29 Aug	Wednesday 30 Aug	Thursday 31 Aug	Friday 01 Sep	Saturday 02 Sep	Sunday 03 Sep
Arrivals	309	298	300	306	305	150	241
Total Movements	616	594	608	613	608	329	488
GDP Hours	No GDP	No GDP	No GDP	9	No GDP	No GDP	No GDP
GDP Compliance [%]							
- Qantas	N/A	N/A	N/A	88	N/A	N/A	N/A
- Jetstar	N/A	N/A	N/A	36	N/A	N/A	N/A
- Virgin Australia	N/A	N/A	N/A	65	N/A	N/A	N/A
- REX	N/A	N/A	N/A	71	N/A	N/A	N/A
- QantasLink	N/A	N/A	N/A	82	N/A	N/A	N/A
- Alliance Airlines	N/A	N/A	N/A	67	N/A	N/A	N/A
- Other	N/A	N/A	N/A	67	N/A	N/A	N/A

Perth Airport - Week starting 28 Aug 2023

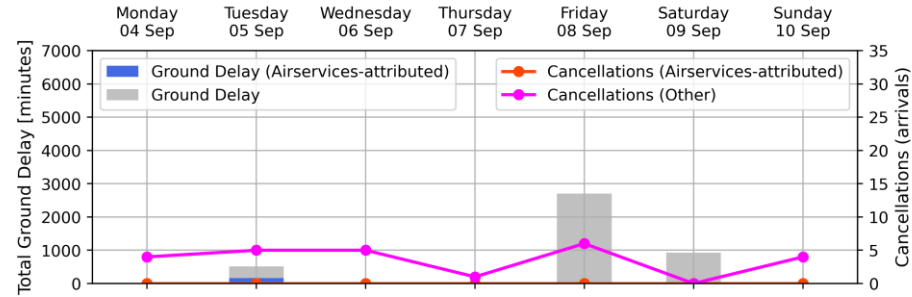


	Monday 28 Aug	Tuesday 29 Aug	Wednesday 30 Aug	Thursday 31 Aug	Friday 01 Sep	Saturday 02 Sep	Sunday 03 Sep
Arrivals	227	272	255	270	209	64	108
Total Movements	451	537	513	532	417	163	206
GDP Hours	7	14	14	14	No GDP	No GDP	No GDP
GDP Compliance [%]							
- Qantas	67	77	90	89	N/A	N/A	N/A
- Jetstar	N/A	100	100	100	N/A	N/A	N/A
- Virgin Australia	50	63	75	76	N/A	N/A	N/A
- REX	100	100	86	100	N/A	N/A	N/A
- QantasLink	91	86	84	88	N/A	N/A	N/A
- Alliance Airlines	88	82	89	89	N/A	N/A	N/A
- Other	75	69	77	79	N/A	N/A	N/A

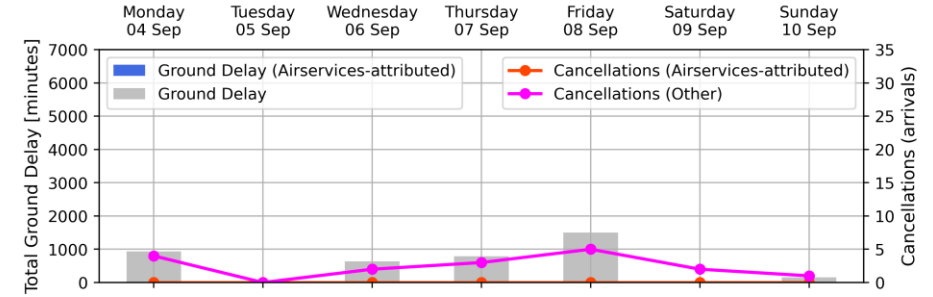


Weekly Airport Overview – Week starting 04 Sep 2023

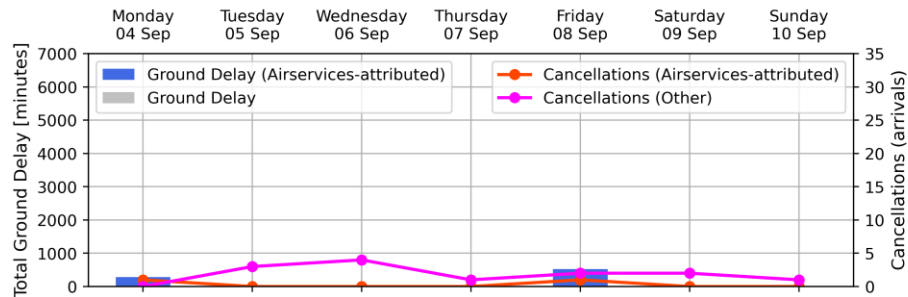
Sydney KSA - Week starting 04 Sep 2023



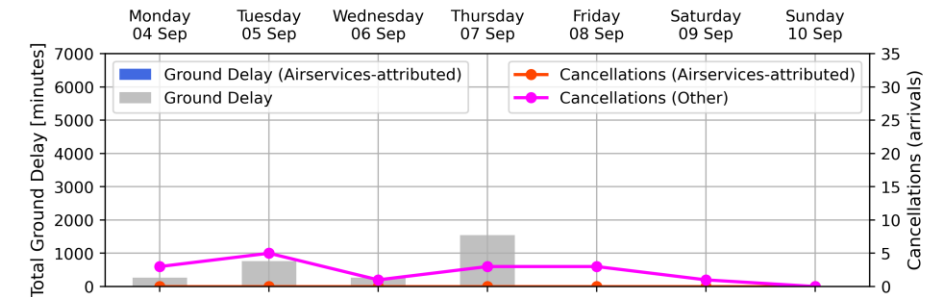
Melbourne Airport - Week starting 04 Sep 2023



Brisbane Airport - Week starting 04 Sep 2023

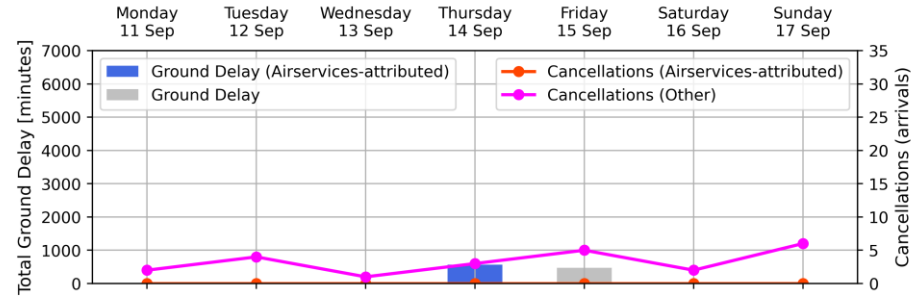


Perth Airport - Week starting 04 Sep 2023



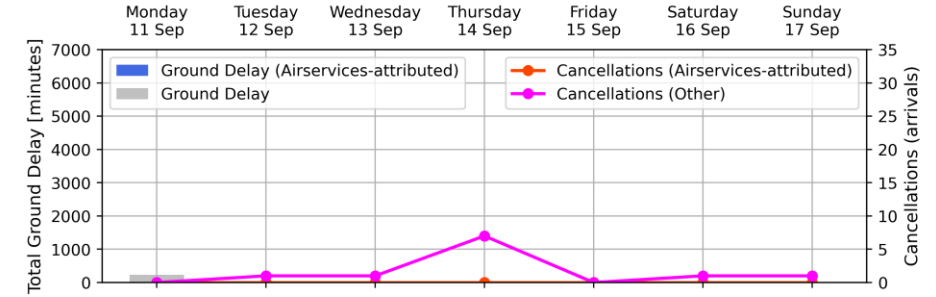
Weekly Airport Overview – Week starting 11 Sep 2023

Sydney KSA - Week starting 11 Sep 2023



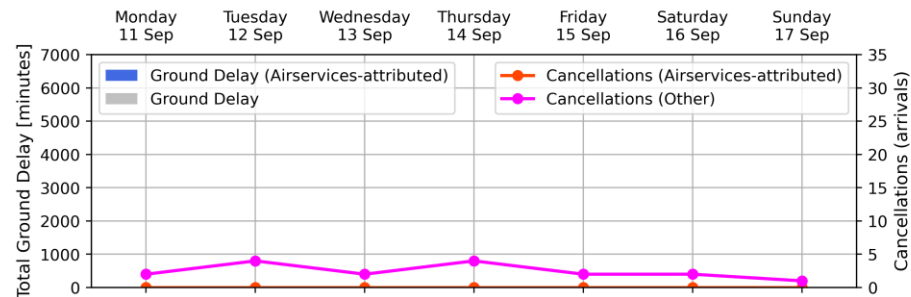
	Monday 11 Sep	Tuesday 12 Sep	Wednesday 13 Sep	Thursday 14 Sep	Friday 15 Sep	Saturday 16 Sep	Sunday 17 Sep
Arrivals	454	444	451	464	471	361	388
Total Movements	905	883	906	928	951	704	789
GDP Hours	No GDP	No GDP	No GDP	7	6	No GDP	No GDP
GDP Compliance [%]							
- Qantas	N/A	N/A	N/A	93	93	N/A	N/A
- Jetstar	N/A	N/A	N/A	95	82	N/A	N/A
- Virgin Australia	N/A	N/A	N/A	84	80	N/A	N/A
- REX	N/A	N/A	N/A	78	82	N/A	N/A
- QantasLink	N/A	N/A	N/A	77	90	N/A	N/A
- Alliance Airlines	N/A	N/A	N/A	N/A	N/A	N/A	N/A
- Other	N/A	N/A	N/A	N/A	100	N/A	N/A

Melbourne Airport - Week starting 11 Sep 2023



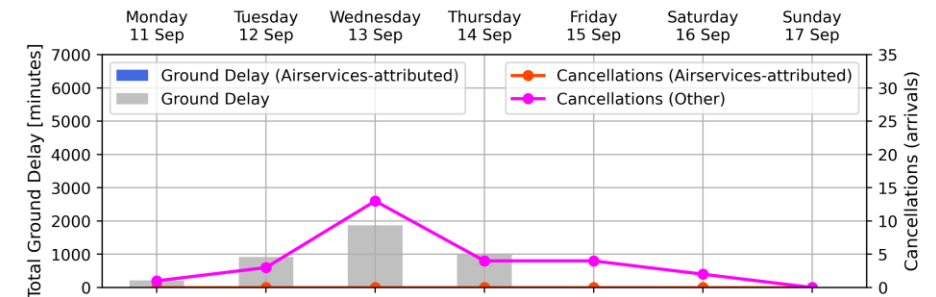
	Monday 11 Sep	Tuesday 12 Sep	Wednesday 13 Sep	Thursday 14 Sep	Friday 15 Sep	Saturday 16 Sep	Sunday 17 Sep
Arrivals	339	340	356	348	362	287	313
Total Movements	674	682	713	700	732	558	633
GDP Hours	6	No GDP	No GDP	No GDP	No GDP	No GDP	No GDP
GDP Compliance [%]							
- Qantas	90	N/A	N/A	N/A	N/A	N/A	N/A
- Jetstar	76	N/A	N/A	N/A	N/A	N/A	N/A
- Virgin Australia	87	N/A	N/A	N/A	N/A	N/A	N/A
- REX	70	N/A	N/A	N/A	N/A	N/A	N/A
- QantasLink	100	N/A	N/A	N/A	N/A	N/A	N/A
- Alliance Airlines	N/A	N/A	N/A	N/A	N/A	N/A	N/A
- Other	60	N/A	N/A	N/A	N/A	N/A	N/A

Brisbane Airport - Week starting 11 Sep 2023



	Monday 11 Sep	Tuesday 12 Sep	Wednesday 13 Sep	Thursday 14 Sep	Friday 15 Sep	Saturday 16 Sep	Sunday 17 Sep
Arrivals	301	309	313	309	313	226	247
Total Movements	605	614	628	626	624	440	497
GDP Hours	No GDP	No GDP	No GDP	No GDP	No GDP	No GDP	No GDP
GDP Compliance [%]							
- Qantas	N/A	N/A	N/A	N/A	N/A	N/A	N/A
- Jetstar	N/A	N/A	N/A	N/A	N/A	N/A	N/A
- Virgin Australia	N/A	N/A	N/A	N/A	N/A	N/A	N/A
- REX	N/A	N/A	N/A	N/A	N/A	N/A	N/A
- QantasLink	N/A	N/A	N/A	N/A	N/A	N/A	N/A
- Alliance Airlines	N/A	N/A	N/A	N/A	N/A	N/A	N/A
- Other	N/A	N/A	N/A	N/A	N/A	N/A	N/A

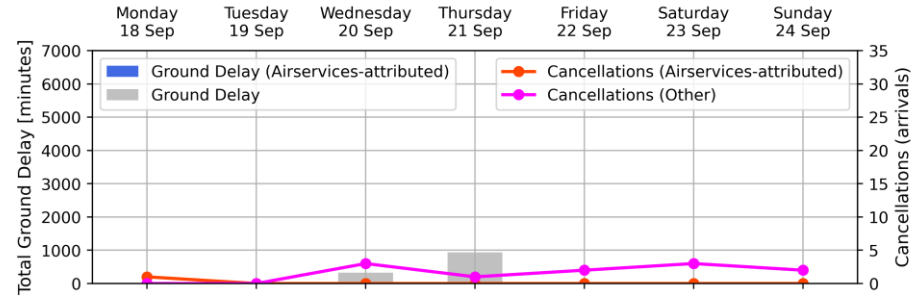
Perth Airport - Week starting 11 Sep 2023



	Monday 11 Sep	Tuesday 12 Sep	Wednesday 13 Sep	Thursday 14 Sep	Friday 15 Sep	Saturday 16 Sep	Sunday 17 Sep
Arrivals	229	271	255	273	210	108	107
Total Movements	448	537	500	545	417	219	208
GDP Hours	6	14	14	14	No GDP	No GDP	No GDP
GDP Compliance [%]							
- Qantas	67	100	62	71	N/A	N/A	N/A
- Jetstar	N/A	100	100	100	N/A	N/A	N/A
- Virgin Australia	75	85	66	73	N/A	N/A	N/A
- REX	100	71	50	67	N/A	N/A	N/A
- QantasLink	91	92	74	60	N/A	N/A	N/A
- Alliance Airlines	100	83	68	68	N/A	N/A	N/A
- Other	70	72	66	85	N/A	N/A	N/A

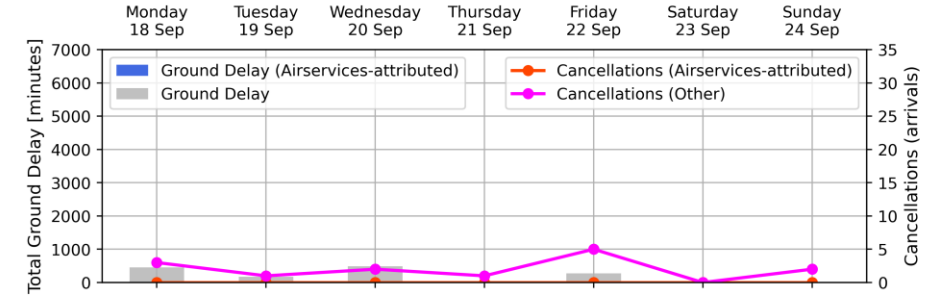
Weekly Airport Overview – Week starting 18 Sep 2023

Sydney KSA - Week starting 18 Sep 2023



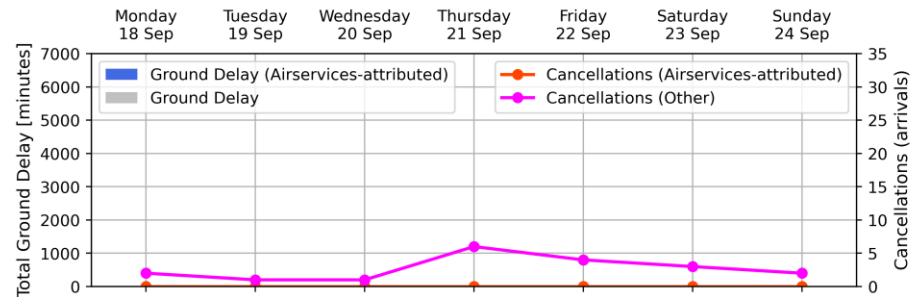
	Monday 18 Sep	Tuesday 19 Sep	Wednesday 20 Sep	Thursday 21 Sep	Friday 22 Sep	Saturday 23 Sep	Sunday 24 Sep
Arrivals	470	442	447	463	473	375	403
Total Movements	939	882	898	926	949	735	812
GDP Hours	No GDP	No GDP	8	17	No GDP	No GDP	No GDP
GDP Compliance [%]							
- Qantas	N/A	N/A	71	76	N/A	N/A	N/A
- Jetstar	N/A	N/A	71	60	N/A	N/A	N/A
- Virgin Australia	N/A	N/A	69	83	N/A	N/A	N/A
- REX	N/A	N/A	75	87	N/A	N/A	N/A
- QantasLink	N/A	N/A	76	88	N/A	N/A	N/A
- Alliance Airlines	N/A	N/A	N/A	N/A	N/A	N/A	N/A
- Other	N/A	N/A	100	40	N/A	N/A	N/A

Melbourne Airport - Week starting 18 Sep 2023



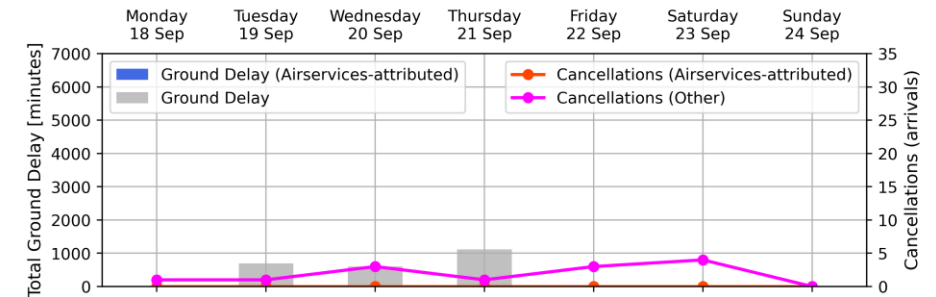
	Monday 18 Sep	Tuesday 19 Sep	Wednesday 20 Sep	Thursday 21 Sep	Friday 22 Sep	Saturday 23 Sep	Sunday 24 Sep
Arrivals	343	351	348	357	358	287	322
Total Movements	692	697	700	707	726	557	650
GDP Hours	18	8	9	1	6	No GDP	No GDP
GDP Compliance [%]							
- Qantas	84	92	74	0	39	N/A	N/A
- Jetstar	87	94	57	100	77	N/A	N/A
- Virgin Australia	86	93	72	0	64	N/A	N/A
- REX	81	82	55	N/A	100	N/A	N/A
- QantasLink	90	93	67	N/A	67	N/A	N/A
- Alliance Airlines	N/A	N/A	N/A	N/A	N/A	N/A	N/A
- Other	70	100	100	N/A	50	N/A	N/A

Brisbane Airport - Week starting 18 Sep 2023



	Monday 18 Sep	Tuesday 19 Sep	Wednesday 20 Sep	Thursday 21 Sep	Friday 22 Sep	Saturday 23 Sep	Sunday 24 Sep
Arrivals	321	310	307	320	325	232	245
Total Movements	640	618	622	643	644	454	505
GDP Hours	No GDP	No GDP	No GDP	No GDP	No GDP	No GDP	No GDP
GDP Compliance [%]							
- Qantas	N/A	N/A	N/A	N/A	N/A	N/A	N/A
- Jetstar	N/A	N/A	N/A	N/A	N/A	N/A	N/A
- Virgin Australia	N/A	N/A	N/A	N/A	N/A	N/A	N/A
- REX	N/A	N/A	N/A	N/A	N/A	N/A	N/A
- QantasLink	N/A	N/A	N/A	N/A	N/A	N/A	N/A
- Alliance Airlines	N/A	N/A	N/A	N/A	N/A	N/A	N/A
- Other	N/A	N/A	N/A	N/A	N/A	N/A	N/A

Perth Airport - Week starting 18 Sep 2023



	Monday 18 Sep	Tuesday 19 Sep	Wednesday 20 Sep	Thursday 21 Sep	Friday 22 Sep	Saturday 23 Sep	Sunday 24 Sep
Arrivals	236	278	265	279	215	112	114
Total Movements	461	556	526	548	429	225	215
GDP Hours	No GDP	14	14	14	No GDP	No GDP	No GDP
GDP Compliance [%]							
- Qantas	N/A	86	60	75	N/A	N/A	N/A
- Jetstar	N/A	100	100	100	N/A	N/A	N/A
- Virgin Australia	N/A	92	88	86	N/A	N/A	N/A
- REX	N/A	86	86	86	N/A	N/A	N/A
- QantasLink	N/A	94	91	87	N/A	N/A	N/A
- Alliance Airlines	N/A	90	96	79	N/A	N/A	N/A
- Other	N/A	89	74	73	N/A	N/A	N/A

Air Traffic Flow Management and Performance dashboard legend

Total Ground Delay. Flight delays experienced when waiting (on the ground) for a GDP-assigned departure slot as result of predicted congestion at the arrival airport. Airlines may optimise GDP slots to minimise delays. Not included is ground delay for GA and Military.

Arrivals. Total arrivals at this airport during the day of the report

Total Movements. Total movements at this airport during the day of the report. Movements include arrival and departing aircraft.

GDP Hours. Total hours where the number of scheduled flights exceeded the predicted available capacity at this airport. This triggers a GDP to be put in place to ensure an orderly flow of flights into this airport. A GDP typically starts one hour ahead of a congested period and concludes one or two hours after.

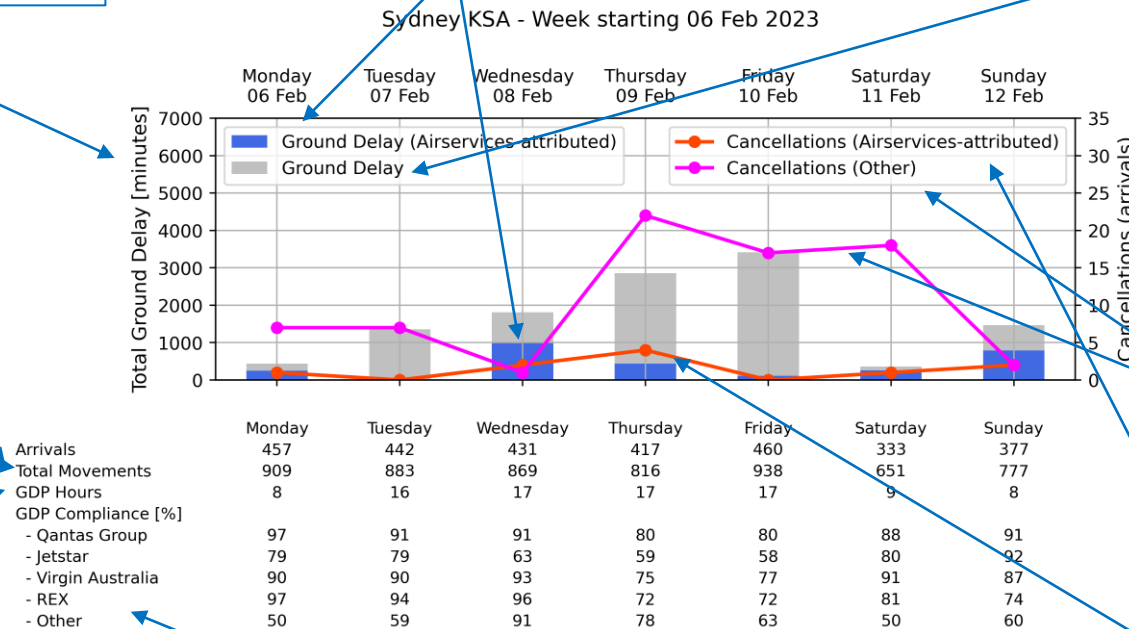
Ground Delay (Airservices-attributed). Proportion of ground delay due to Airservices reduced service delivery. This includes Airservices staffing impact and technical issues of Airservices operational equipment.

Ground Delay. Total ground delay experienced by flights departing to this airport. Total ground delay includes factors outside of Airservices control, which include inclement weather and reduced airport usability.

Cancellations (arrivals). Number of flights scheduled to arrive at this airport determined to have been cancelled within 24 hours of departure.

Cancellations (Other). Number of scheduled flight cancellations outside of Airservices control, which include inclement weather, aircraft technical issues, and other airline decisions.

Cancellations (Airservices-attributed). Number of scheduled flight cancellations attributable to Airservices reduced service delivery.



GDP Compliance. Proportion of flights into this airport that departed compliant with their assigned GDP slot. Ensuring a flight depart compliant with its assigned GDP slot is the responsibility of the airline operating the flight.

GDP – Ground Delay Program
KSA – Kingsford Smith Airport