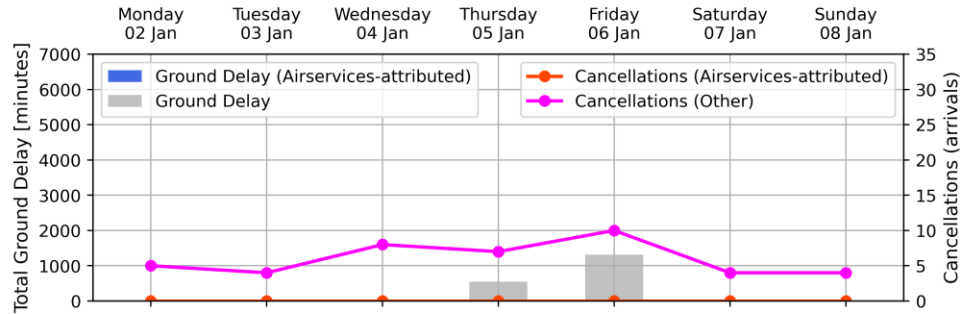


2023 Network Performance for Major Aerodromes

4 September 2023

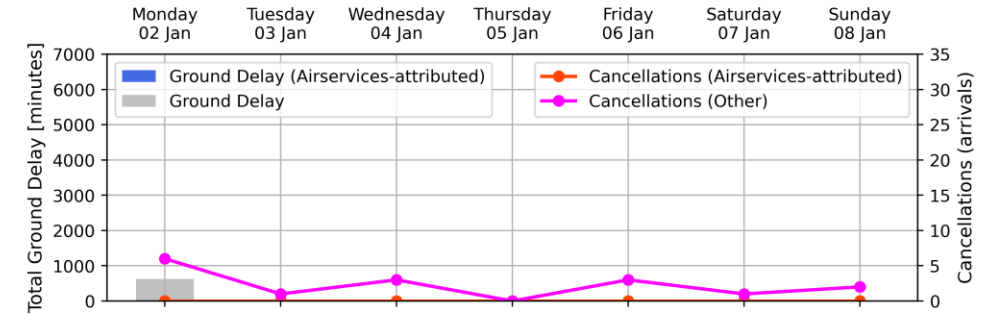
Weekly Airport Overview – Week starting 2 Jan 2023

Sydney KSA - Week starting 02 Jan 2023



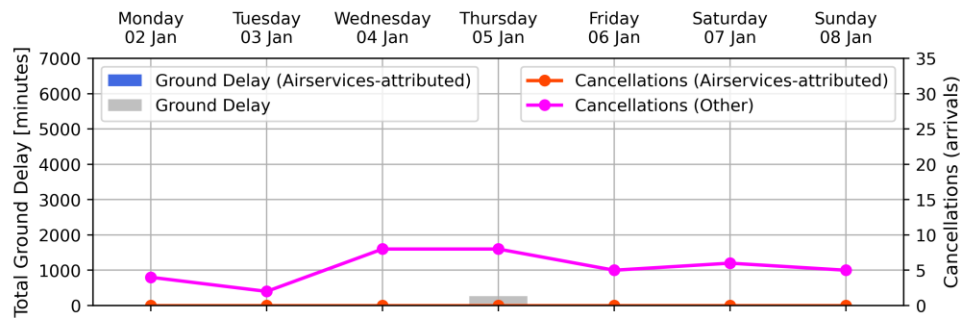
| | Monday 02 Jan | Tuesday 03 Jan | Wednesday 04 Jan | Thursday 05 Jan | Friday 06 Jan | Saturday 07 Jan | Sunday 08 Jan |
|--------------------|------------------|-------------------|---------------------|--------------------|------------------|--------------------|------------------|
| Arrivals | 391 | 409 | 409 | 421 | 422 | 361 | 377 |
| Total Movements | 796 | 820 | 821 | 839 | 839 | 707 | 770 |
| GDP Hours | No GDP | No GDP | No GDP | 7 | 16 | No GDP | No GDP |
| GDP Compliance [%] | | | | | | | |
| - Qantas Group | N/A | N/A | N/A | 87 | 82 | N/A | N/A |
| - Jetstar | N/A | N/A | N/A | 86 | 58 | N/A | N/A |
| - Virgin Australia | N/A | N/A | N/A | 86 | 63 | N/A | N/A |
| - REX | N/A | N/A | N/A | 89 | 92 | N/A | N/A |
| - Other | N/A | N/A | N/A | 50 | 56 | N/A | N/A |

Melbourne Airport - Week starting 02 Jan 2023



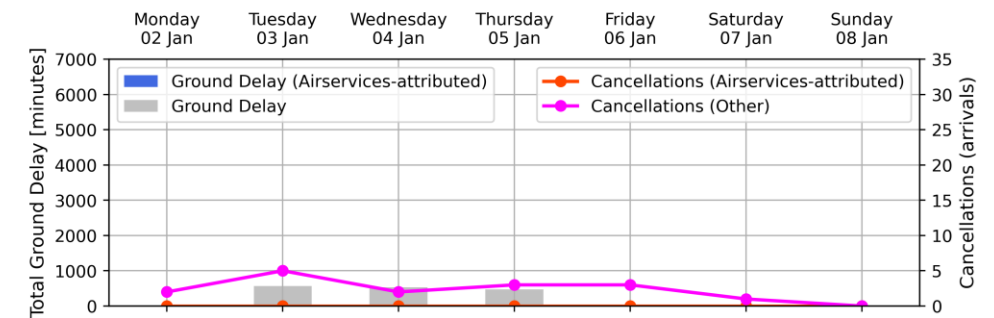
| | Monday 02 Jan | Tuesday 03 Jan | Wednesday 04 Jan | Thursday 05 Jan | Friday 06 Jan | Saturday 07 Jan | Sunday 08 Jan |
|--------------------|------------------|-------------------|---------------------|--------------------|------------------|--------------------|------------------|
| Arrivals | 294 | 299 | 326 | 337 | 336 | 278 | 299 |
| Total Movements | 601 | 604 | 646 | 675 | 669 | 556 | 600 |
| GDP Hours | 17 | 1 | No GDP | No GDP | No GDP | No GDP | No GDP |
| GDP Compliance [%] | | | | | | | |
| - Qantas Group | 82 | N/A | N/A | N/A | N/A | N/A | N/A |
| - Jetstar | 55 | 0 | N/A | N/A | N/A | N/A | N/A |
| - Virgin Australia | 85 | N/A | N/A | N/A | N/A | N/A | N/A |
| - REX | 87 | N/A | N/A | N/A | N/A | N/A | N/A |
| - Other | 100 | N/A | N/A | N/A | N/A | N/A | N/A |

Brisbane Airport - Week starting 02 Jan 2023



| | Monday 02 Jan | Tuesday 03 Jan | Wednesday 04 Jan | Thursday 05 Jan | Friday 06 Jan | Saturday 07 Jan | Sunday 08 Jan |
|--------------------|------------------|-------------------|---------------------|--------------------|------------------|--------------------|------------------|
| Arrivals | 261 | 281 | 279 | 285 | 285 | 215 | 223 |
| Total Movements | 525 | 559 | 557 | 582 | 570 | 413 | 457 |
| GDP Hours | No GDP | No GDP | No GDP | 7 | No GDP | No GDP | No GDP |
| GDP Compliance [%] | | | | | | | |
| - Qantas Group | N/A | N/A | N/A | 91 | N/A | N/A | N/A |
| - Jetstar | N/A | N/A | N/A | 20 | N/A | N/A | N/A |
| - Virgin Australia | N/A | N/A | N/A | 61 | N/A | N/A | N/A |
| - REX | N/A | N/A | N/A | 80 | N/A | N/A | N/A |
| - Other | N/A | N/A | N/A | 46 | N/A | N/A | N/A |

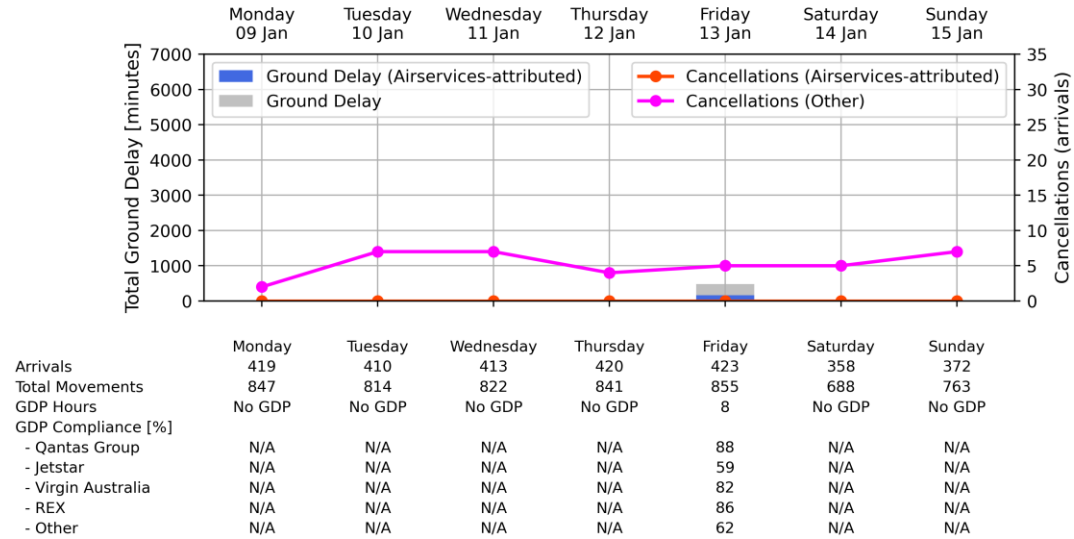
Perth Airport - Week starting 02 Jan 2023



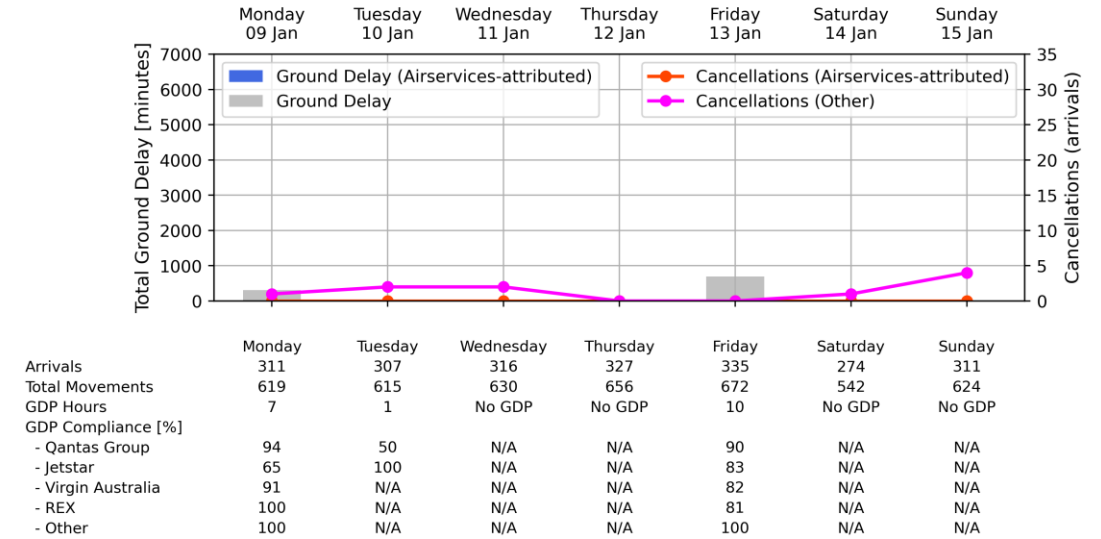
| | Monday 02 Jan | Tuesday 03 Jan | Wednesday 04 Jan | Thursday 05 Jan | Friday 06 Jan | Saturday 07 Jan | Sunday 08 Jan |
|--------------------|------------------|-------------------|---------------------|--------------------|------------------|--------------------|------------------|
| Arrivals | 195 | 250 | 234 | 251 | 198 | 100 | 109 |
| Total Movements | 390 | 499 | 473 | 503 | 397 | 199 | 220 |
| GDP Hours | No GDP | 14 | 6 | 15 | No GDP | No GDP | No GDP |
| GDP Compliance [%] | | | | | | | |
| - Qantas Group | N/A | 82 | 78 | 76 | N/A | N/A | N/A |
| - Jetstar | N/A | 100 | N/A | 100 | N/A | N/A | N/A |
| - Virgin Australia | N/A | 86 | 88 | 95 | N/A | N/A | N/A |
| - REX | N/A | 17 | 100 | 100 | N/A | N/A | N/A |
| - Other | N/A | 71 | 76 | 72 | N/A | N/A | N/A |

Weekly Airport Overview – Week starting 9 Jan 2023

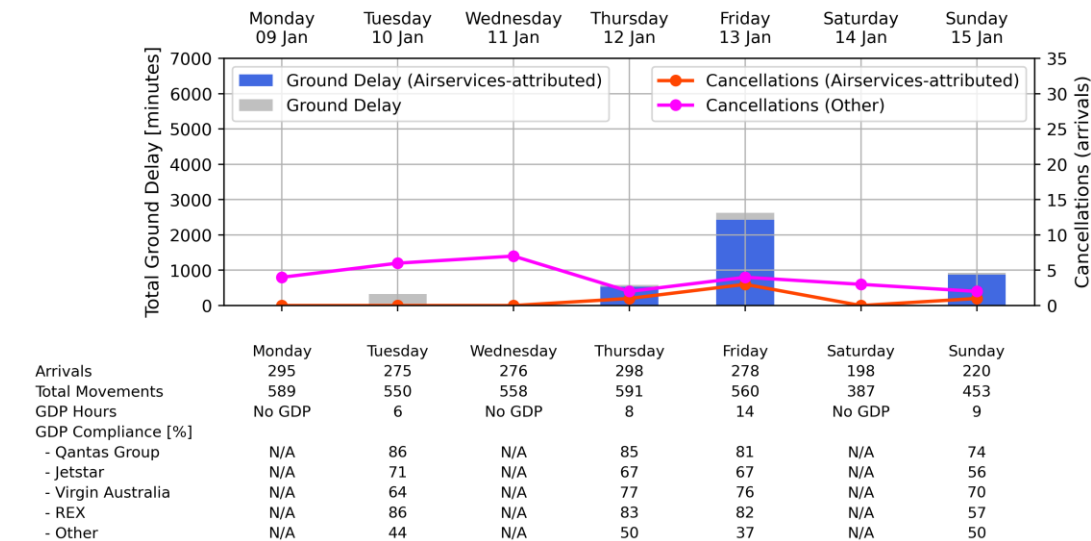
Sydney KSA - Week starting 09 Jan 2023



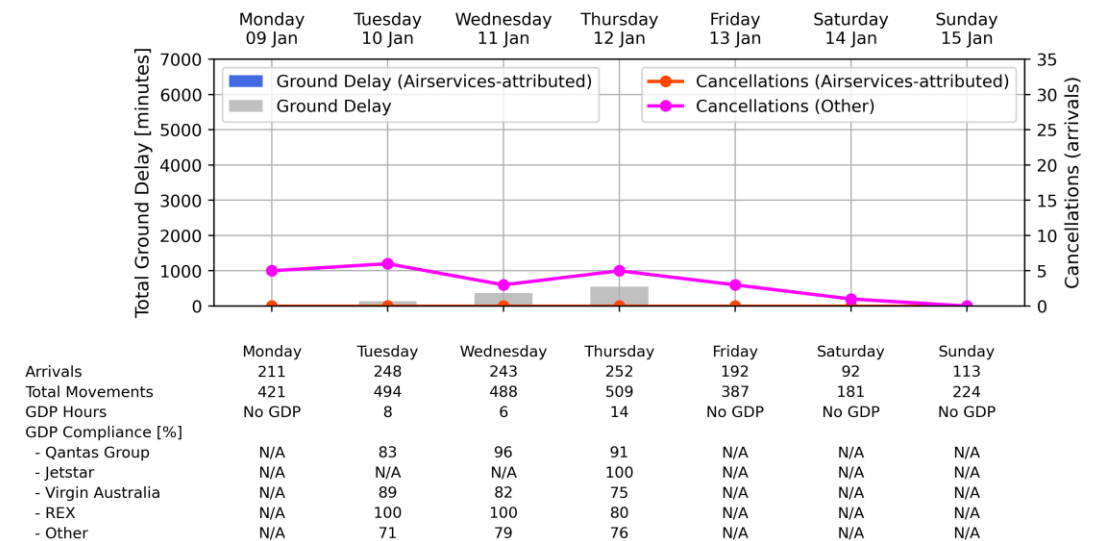
Melbourne Airport - Week starting 09 Jan 2023



Brisbane Airport - Week starting 09 Jan 2023

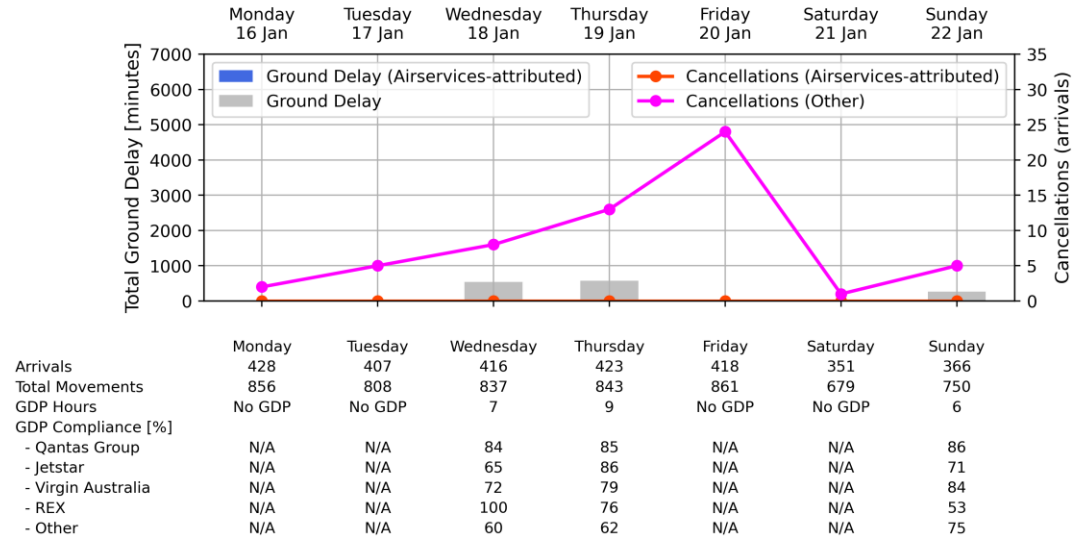


Perth Airport - Week starting 09 Jan 2023

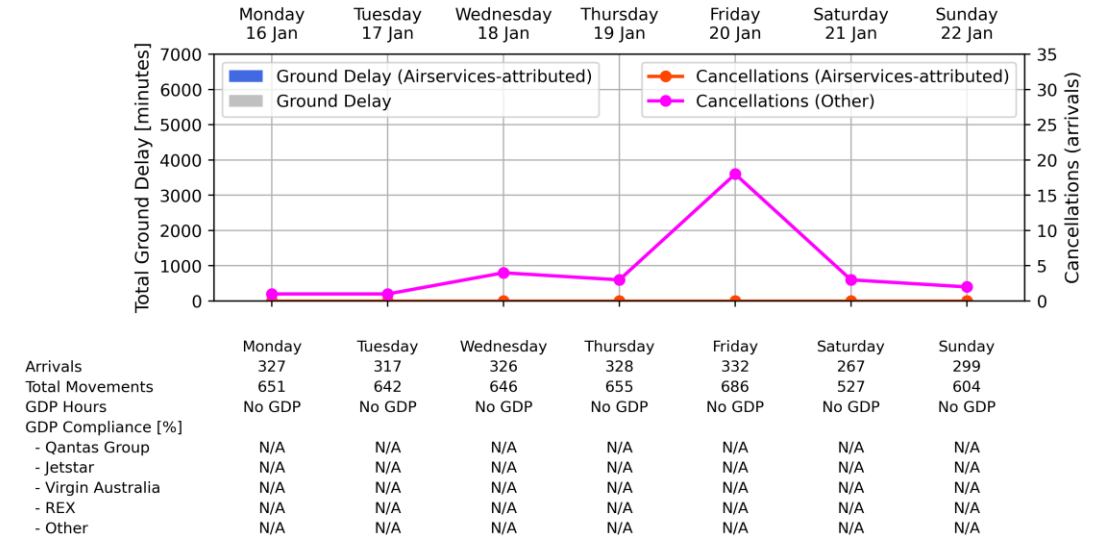


Weekly Airport Overview – Week starting 16 Jan 2023

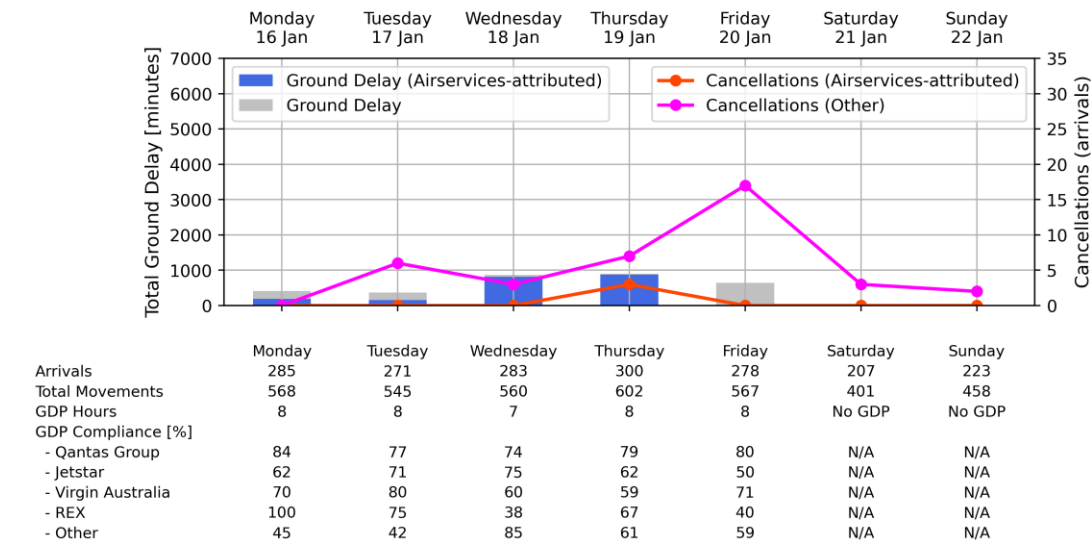
Sydney KSA - Week starting 16 Jan 2023



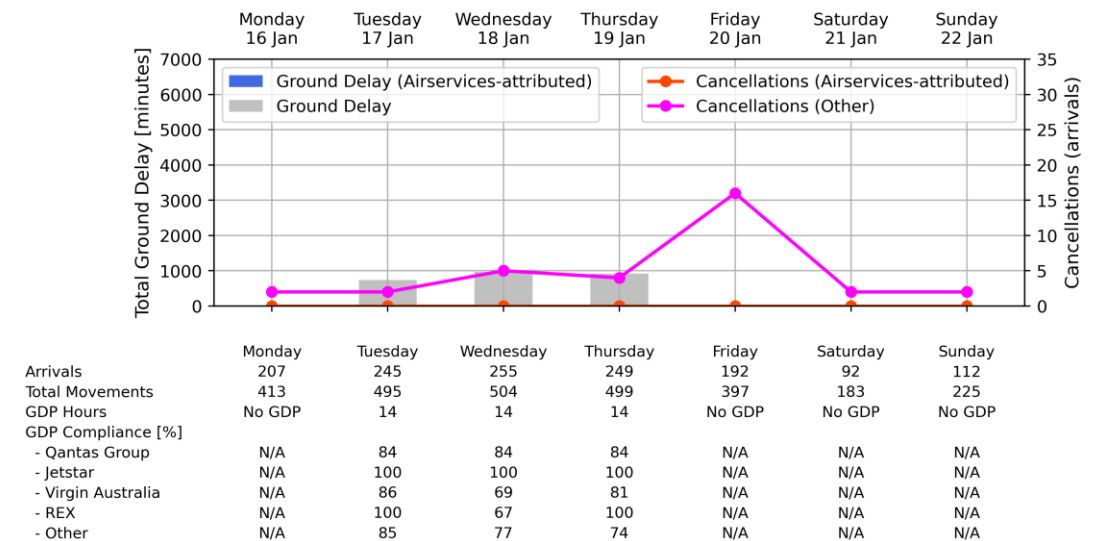
Melbourne Airport - Week starting 16 Jan 2023



Brisbane Airport - Week starting 16 Jan 2023

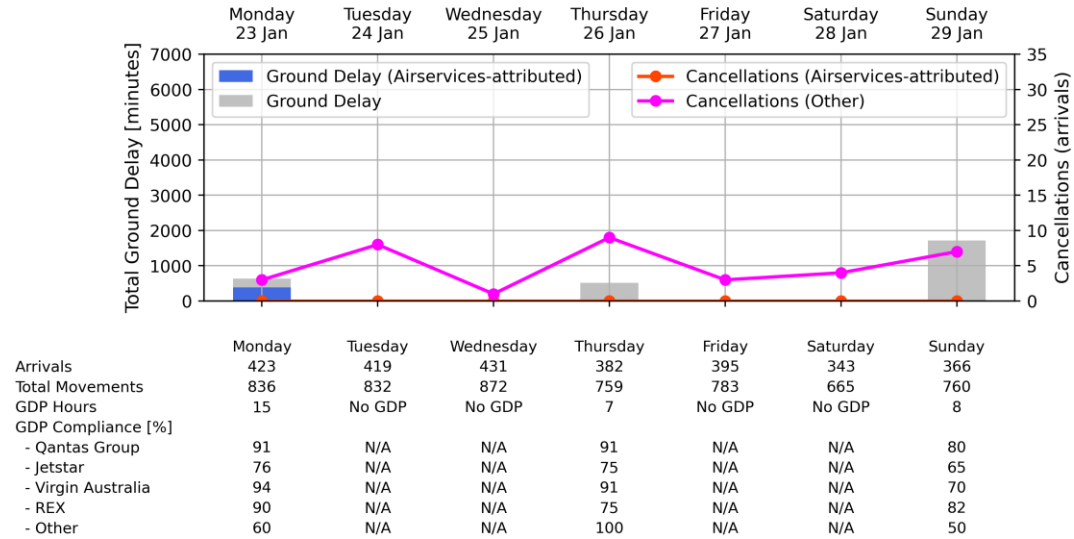


Perth Airport - Week starting 16 Jan 2023

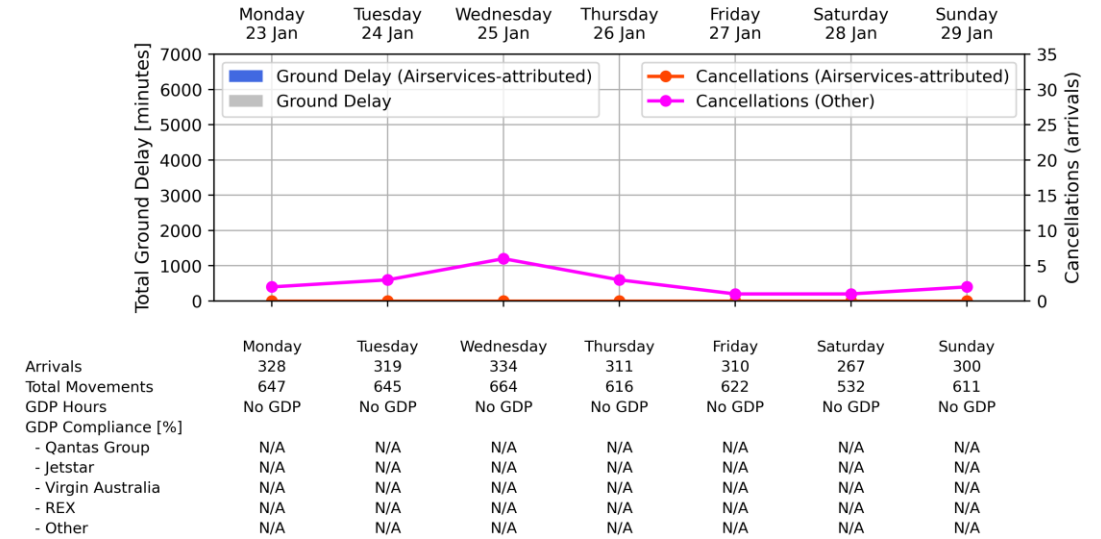


Weekly Airport Overview – Week starting 23 Jan 2023

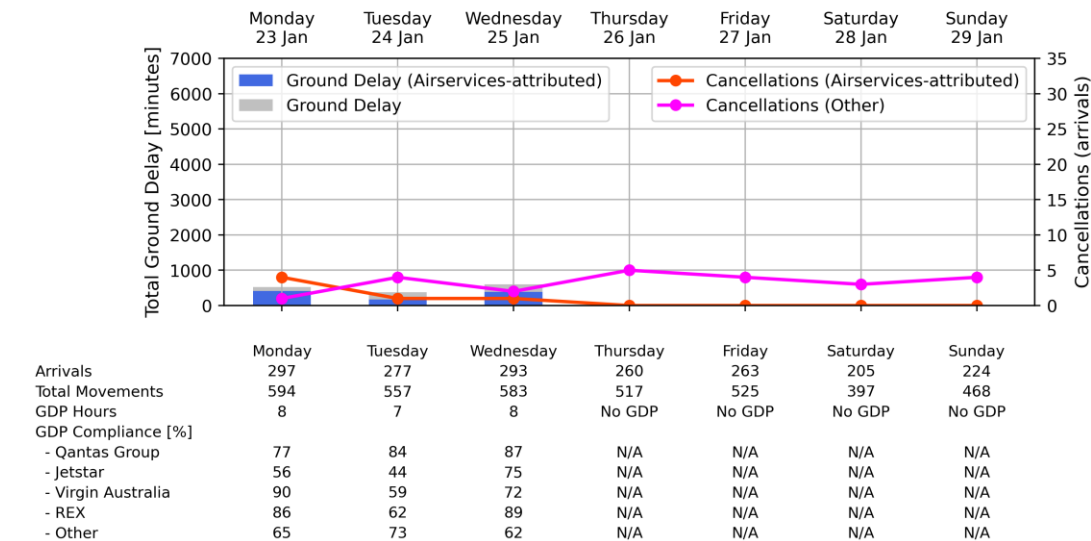
Sydney KSA - Week starting 23 Jan 2023



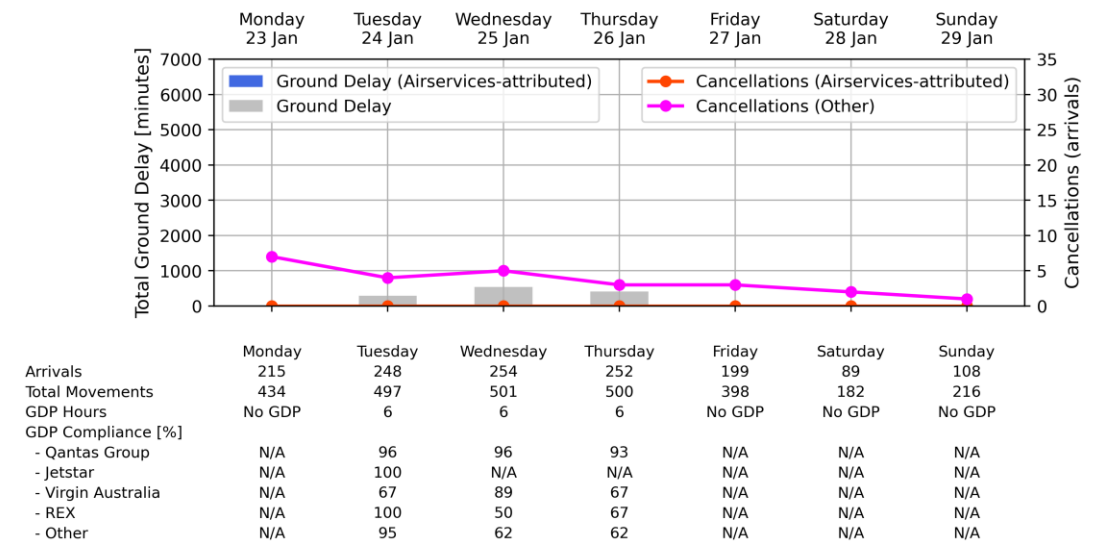
Melbourne Airport - Week starting 23 Jan 2023



Brisbane Airport - Week starting 23 Jan 2023

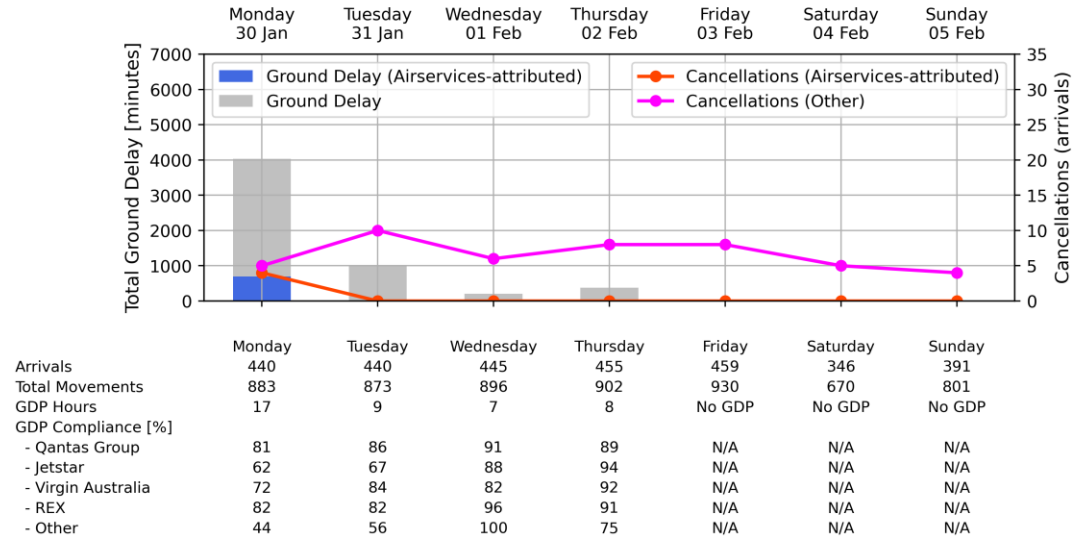


Perth Airport - Week starting 23 Jan 2023

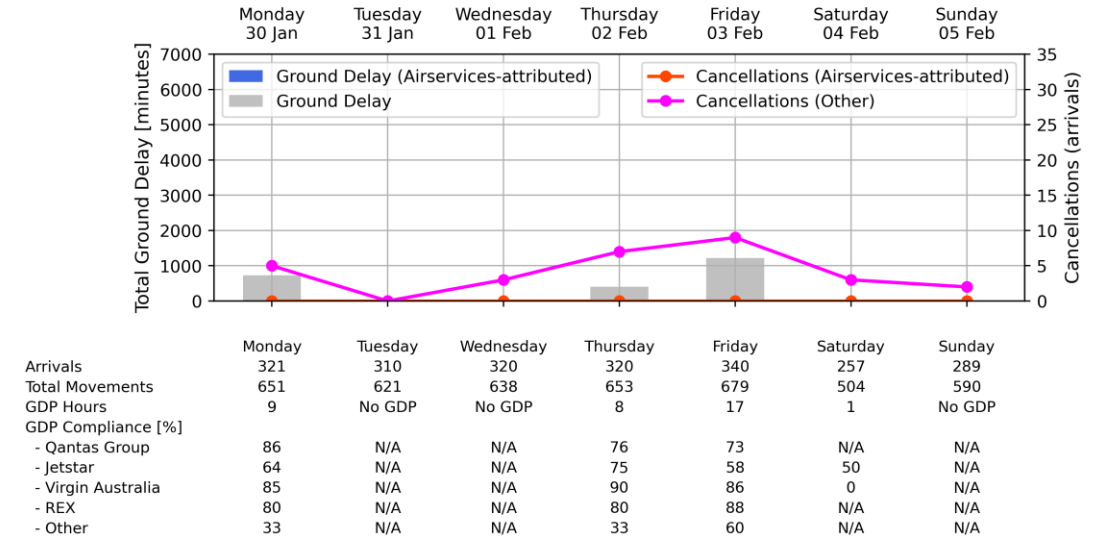


Weekly Airport Overview – Week starting 30 Jan 2023

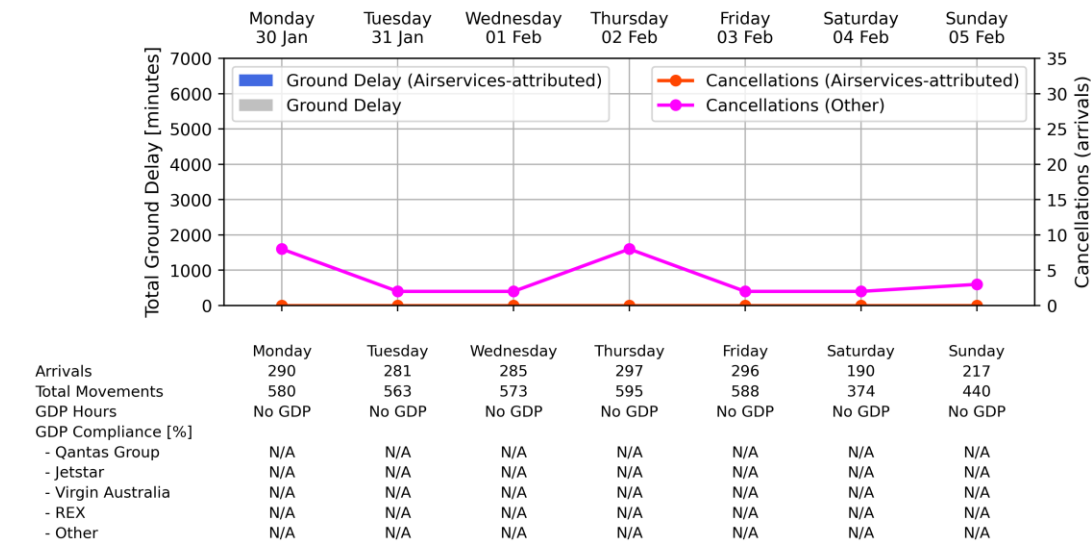
Sydney KSA - Week starting 30 Jan 2023



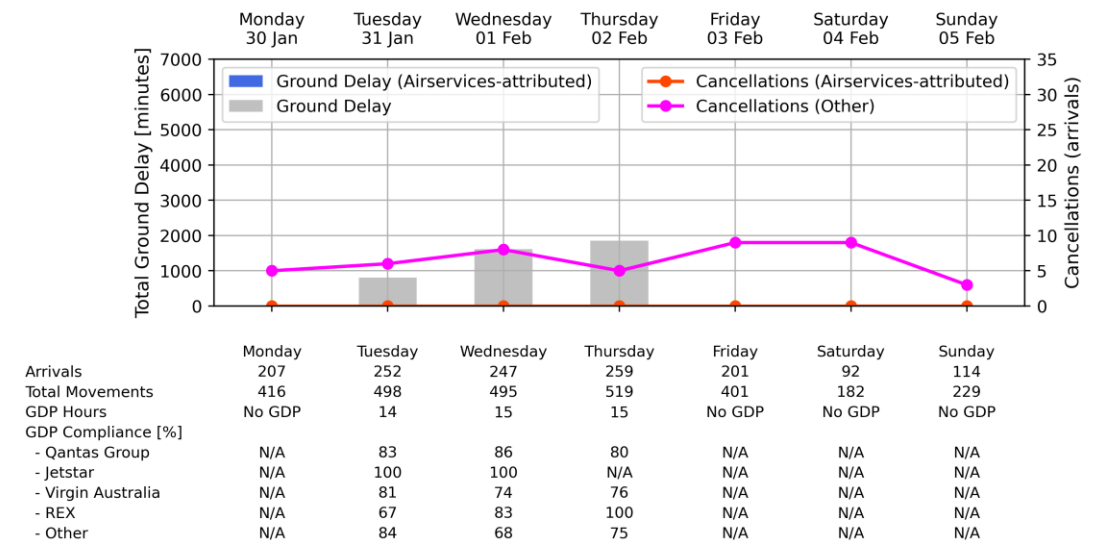
Melbourne Airport - Week starting 30 Jan 2023



Brisbane Airport - Week starting 30 Jan 2023

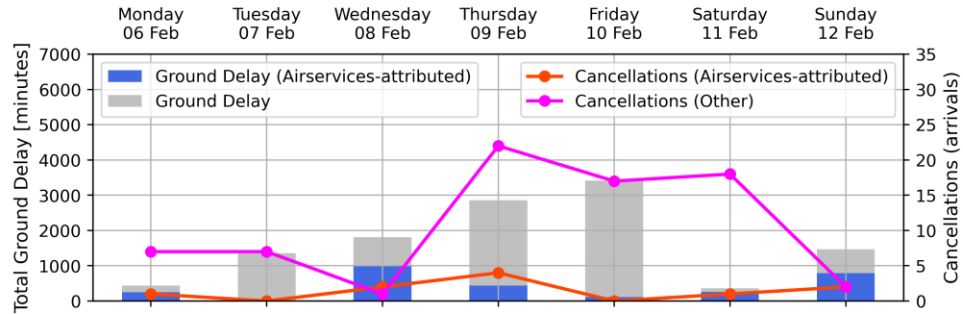


Perth Airport - Week starting 30 Jan 2023



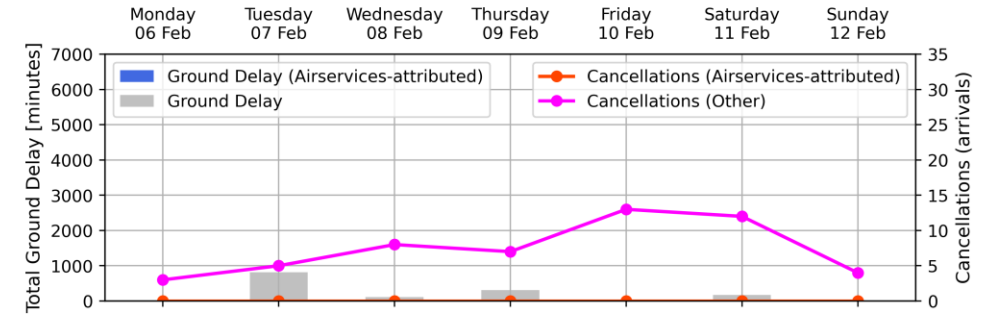
Weekly Airport Overview – Week starting 6 Feb 2023

Sydney KSA - Week starting 06 Feb 2023



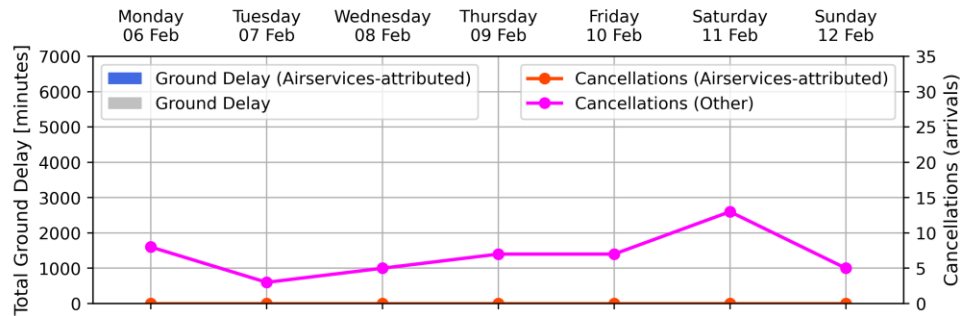
| | Monday 06 Feb | Tuesday 07 Feb | Wednesday 08 Feb | Thursday 09 Feb | Friday 10 Feb | Saturday 11 Feb | Sunday 12 Feb |
|--------------------|------------------|-------------------|---------------------|--------------------|------------------|--------------------|------------------|
| Arrivals | 457 | 442 | 431 | 417 | 460 | 333 | 377 |
| Total Movements | 909 | 883 | 869 | 816 | 938 | 651 | 777 |
| GDP Hours | 8 | 16 | 17 | 17 | 17 | 9 | 8 |
| GDP Compliance [%] | | | | | | | |
| - Qantas Group | 97 | 91 | 91 | 80 | 80 | 88 | 91 |
| - Jetstar | 79 | 79 | 63 | 59 | 58 | 80 | 92 |
| - Virgin Australia | 90 | 90 | 93 | 75 | 77 | 91 | 87 |
| - REX | 97 | 94 | 96 | 72 | 72 | 81 | 74 |
| - Other | 50 | 59 | 91 | 78 | 63 | 50 | 60 |

Melbourne Airport - Week starting 06 Feb 2023



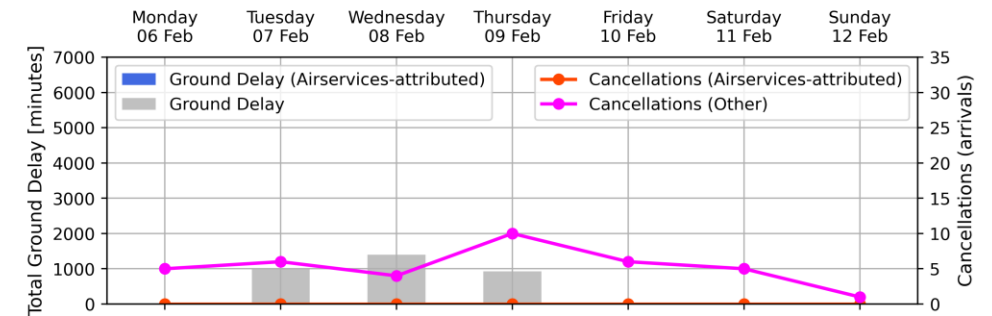
| | Monday 06 Feb | Tuesday 07 Feb | Wednesday 08 Feb | Thursday 09 Feb | Friday 10 Feb | Saturday 11 Feb | Sunday 12 Feb |
|--------------------|------------------|-------------------|---------------------|--------------------|------------------|--------------------|------------------|
| Arrivals | 327 | 310 | 315 | 306 | 319 | 253 | 285 |
| Total Movements | 655 | 612 | 630 | 617 | 641 | 505 | 575 |
| GDP Hours | No GDP | 10 | 7 | 10 | No GDP | 6 | No GDP |
| GDP Compliance [%] | | | | | | | |
| - Qantas Group | N/A | 83 | 89 | 81 | N/A | 100 | N/A |
| - Jetstar | N/A | 67 | 75 | 77 | N/A | 90 | N/A |
| - Virgin Australia | N/A | 74 | 93 | 58 | N/A | 93 | N/A |
| - REX | N/A | 80 | 100 | 46 | N/A | 83 | N/A |
| - Other | N/A | 100 | N/A | 0 | N/A | N/A | N/A |

Brisbane Airport - Week starting 06 Feb 2023



| | Monday 06 Feb | Tuesday 07 Feb | Wednesday 08 Feb | Thursday 09 Feb | Friday 10 Feb | Saturday 11 Feb | Sunday 12 Feb |
|--------------------|------------------|-------------------|---------------------|--------------------|------------------|--------------------|------------------|
| Arrivals | 304 | 288 | 301 | 291 | 304 | 186 | 232 |
| Total Movements | 616 | 574 | 604 | 587 | 602 | 372 | 474 |
| GDP Hours | No GDP | No GDP | No GDP | No GDP | No GDP | No GDP | No GDP |
| GDP Compliance [%] | | | | | | | |
| - Qantas Group | N/A | N/A | N/A | N/A | N/A | N/A | N/A |
| - Jetstar | N/A | N/A | N/A | N/A | N/A | N/A | N/A |
| - Virgin Australia | N/A | N/A | N/A | N/A | N/A | N/A | N/A |
| - REX | N/A | N/A | N/A | N/A | N/A | N/A | N/A |
| - Other | N/A | N/A | N/A | N/A | N/A | N/A | N/A |

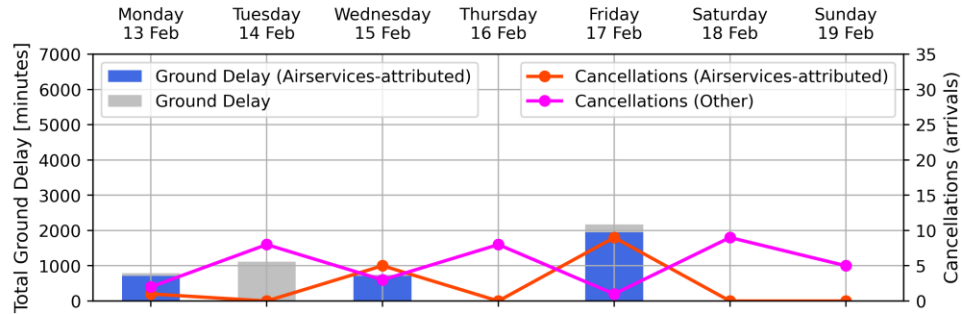
Perth Airport - Week starting 06 Feb 2023



| | Monday 06 Feb | Tuesday 07 Feb | Wednesday 08 Feb | Thursday 09 Feb | Friday 10 Feb | Saturday 11 Feb | Sunday 12 Feb |
|--------------------|------------------|-------------------|---------------------|--------------------|------------------|--------------------|------------------|
| Arrivals | 204 | 262 | 243 | 271 | 204 | 86 | 108 |
| Total Movements | 413 | 521 | 494 | 546 | 391 | 178 | 211 |
| GDP Hours | No GDP | 15 | 15 | 15 | No GDP | No GDP | No GDP |
| GDP Compliance [%] | | | | | | | |
| - Qantas Group | N/A | 83 | 89 | 82 | N/A | N/A | N/A |
| - Jetstar | N/A | 0 | 100 | N/A | N/A | N/A | N/A |
| - Virgin Australia | N/A | 84 | 87 | 72 | N/A | N/A | N/A |
| - REX | N/A | 83 | 83 | 56 | N/A | N/A | N/A |
| - Other | N/A | 70 | 72 | 63 | N/A | N/A | N/A |

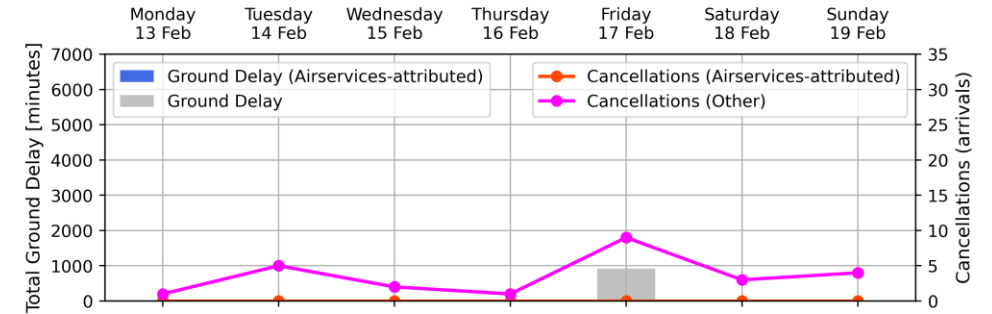
Weekly Airport Overview – Week starting 13 Feb 2023

Sydney KSA - Week starting 13 Feb 2023



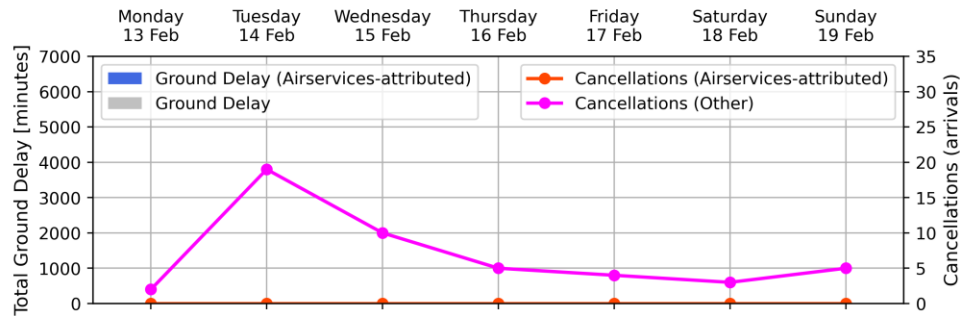
| | Monday 13 Feb | Tuesday 14 Feb | Wednesday 15 Feb | Thursday 16 Feb | Friday 17 Feb | Saturday 18 Feb | Sunday 19 Feb |
|--------------------|------------------|-------------------|---------------------|--------------------|------------------|--------------------|------------------|
| Arrivals | 434 | 434 | 425 | 450 | 458 | 338 | 382 |
| Total Movements | 869 | 855 | 859 | 897 | 926 | 652 | 784 |
| GDP Hours | 9 | 11 | 8 | No GDP | 13 | No GDP | No GDP |
| GDP Compliance [%] | | | | | | | |
| - Qantas Group | 87 | 89 | 93 | N/A | 80 | N/A | N/A |
| - Jetstar | 90 | 67 | 71 | N/A | 69 | N/A | N/A |
| - Virgin Australia | 76 | 90 | 91 | N/A | 82 | N/A | N/A |
| - REX | 97 | 88 | 87 | N/A | 86 | N/A | N/A |
| - Other | 62 | 71 | 67 | N/A | 38 | N/A | N/A |

Melbourne Airport - Week starting 13 Feb 2023



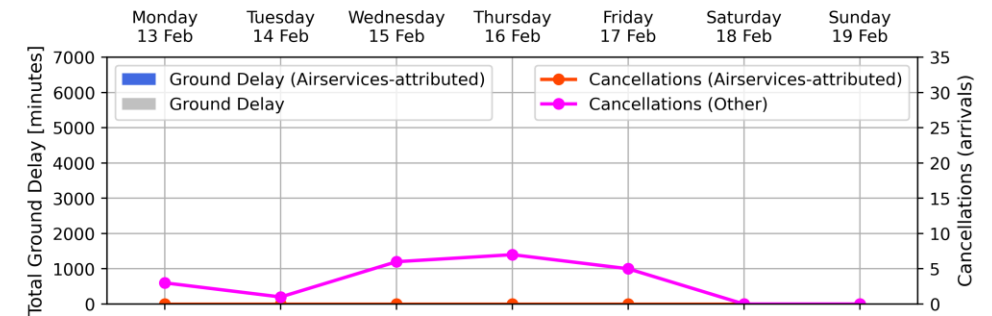
| | Monday 13 Feb | Tuesday 14 Feb | Wednesday 15 Feb | Thursday 16 Feb | Friday 17 Feb | Saturday 18 Feb | Sunday 19 Feb |
|--------------------|------------------|-------------------|---------------------|--------------------|------------------|--------------------|------------------|
| Arrivals | 310 | 293 | 318 | 322 | 328 | 250 | 278 |
| Total Movements | 626 | 581 | 624 | 660 | 657 | 493 | 561 |
| GDP Hours | No GDP | No GDP | No GDP | No GDP | 17 | 1 | No GDP |
| GDP Compliance [%] | | | | | | | |
| - Qantas Group | N/A | N/A | N/A | N/A | 78 | N/A | N/A |
| - Jetstar | N/A | N/A | N/A | N/A | 72 | 33 | N/A |
| - Virgin Australia | N/A | N/A | N/A | N/A | 83 | 0 | N/A |
| - REX | N/A | N/A | N/A | N/A | 75 | N/A | N/A |
| - Other | N/A | N/A | N/A | N/A | 75 | N/A | N/A |

Brisbane Airport - Week starting 13 Feb 2023



| | Monday 13 Feb | Tuesday 14 Feb | Wednesday 15 Feb | Thursday 16 Feb | Friday 17 Feb | Saturday 18 Feb | Sunday 19 Feb |
|--------------------|------------------|-------------------|---------------------|--------------------|------------------|--------------------|------------------|
| Arrivals | 298 | 265 | 296 | 298 | 304 | 195 | 218 |
| Total Movements | 595 | 539 | 589 | 606 | 603 | 374 | 452 |
| GDP Hours | No GDP | No GDP | No GDP | No GDP | No GDP | No GDP | No GDP |
| GDP Compliance [%] | | | | | | | |
| - Qantas Group | N/A | N/A | N/A | N/A | N/A | N/A | N/A |
| - Jetstar | N/A | N/A | N/A | N/A | N/A | N/A | N/A |
| - Virgin Australia | N/A | N/A | N/A | N/A | N/A | N/A | N/A |
| - REX | N/A | N/A | N/A | N/A | N/A | N/A | N/A |
| - Other | N/A | N/A | N/A | N/A | N/A | N/A | N/A |

Perth Airport - Week starting 13 Feb 2023

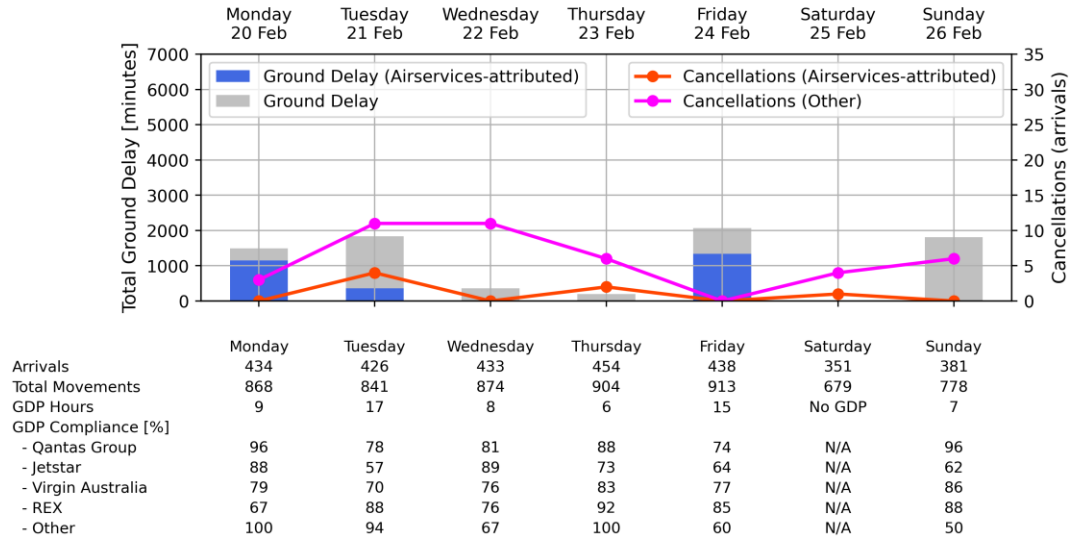


| | Monday 13 Feb | Tuesday 14 Feb | Wednesday 15 Feb | Thursday 16 Feb | Friday 17 Feb | Saturday 18 Feb | Sunday 19 Feb |
|--------------------|------------------|-------------------|---------------------|--------------------|------------------|--------------------|------------------|
| Arrivals | 211 | 250 | 240 | 251 | 202 | 93 | 103 |
| Total Movements | 430 | 496 | 489 | 508 | 393 | 190 | 207 |
| GDP Hours | No GDP | No GDP | No GDP | No GDP | No GDP | No GDP | No GDP |
| GDP Compliance [%] | | | | | | | |
| - Qantas Group | N/A | N/A | N/A | N/A | N/A | N/A | N/A |
| - Jetstar | N/A | N/A | N/A | N/A | N/A | N/A | N/A |
| - Virgin Australia | N/A | N/A | N/A | N/A | N/A | N/A | N/A |
| - REX | N/A | N/A | N/A | N/A | N/A | N/A | N/A |
| - Other | N/A | N/A | N/A | N/A | N/A | N/A | N/A |

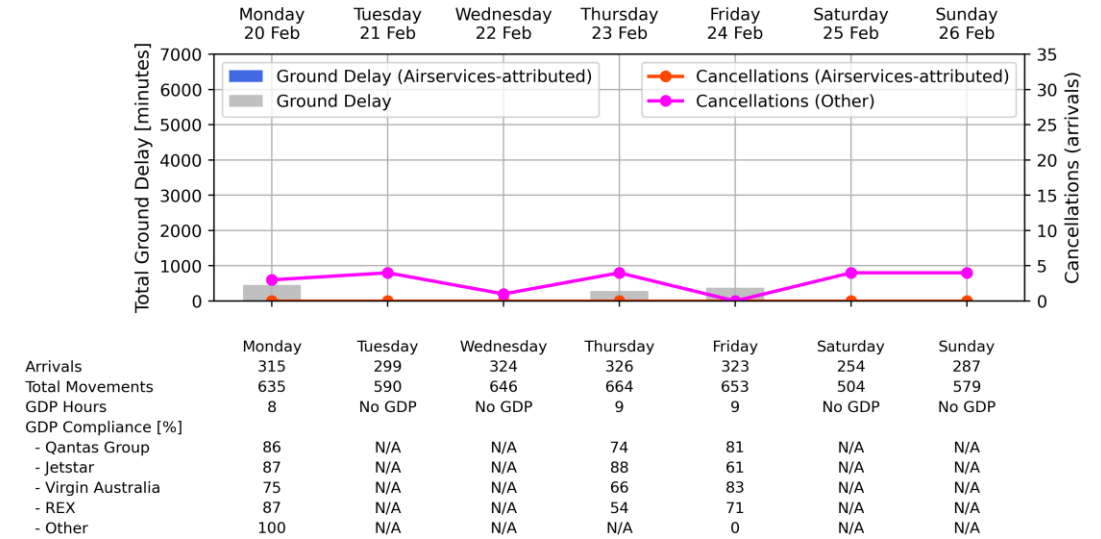
Weekly Airport Overview – Week starting 20 Feb 2023

*Due to a data issue, flight cancellation data was not available for Friday February 24

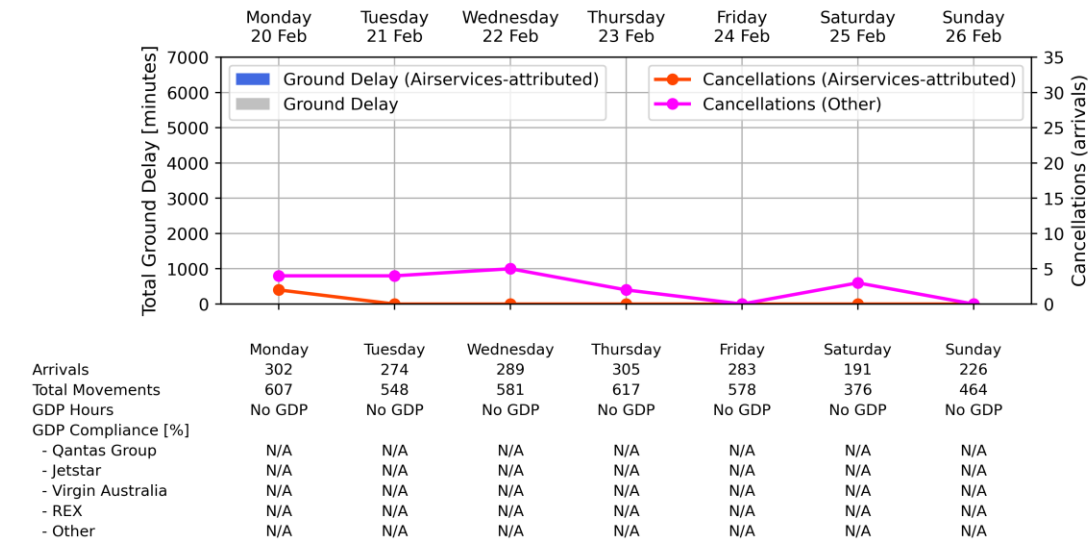
Sydney KSA - Week starting 20 Feb 2023



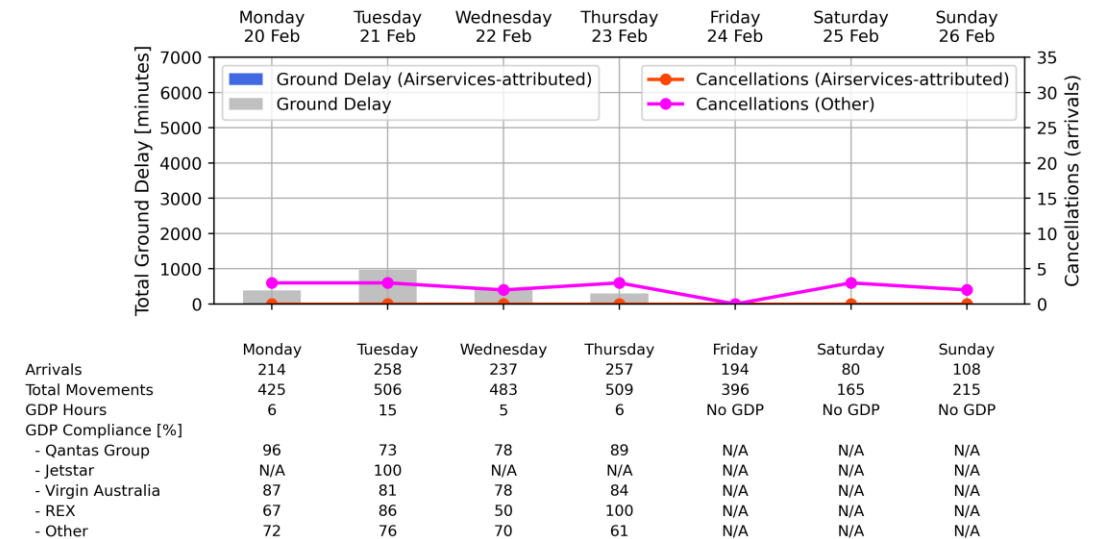
Melbourne Airport - Week starting 20 Feb 2023



Brisbane Airport - Week starting 20 Feb 2023

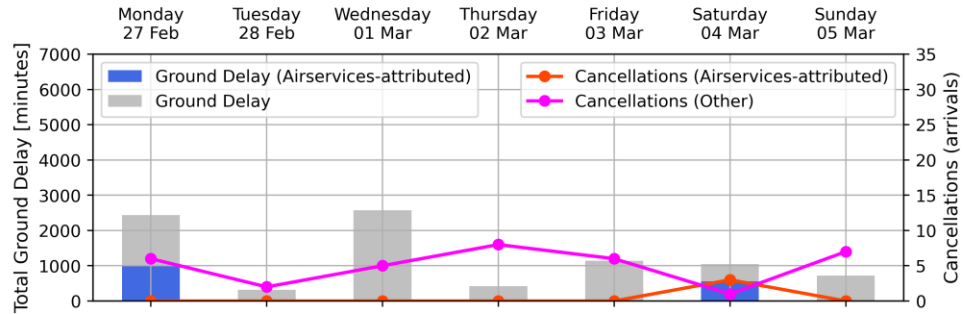


Perth Airport - Week starting 20 Feb 2023



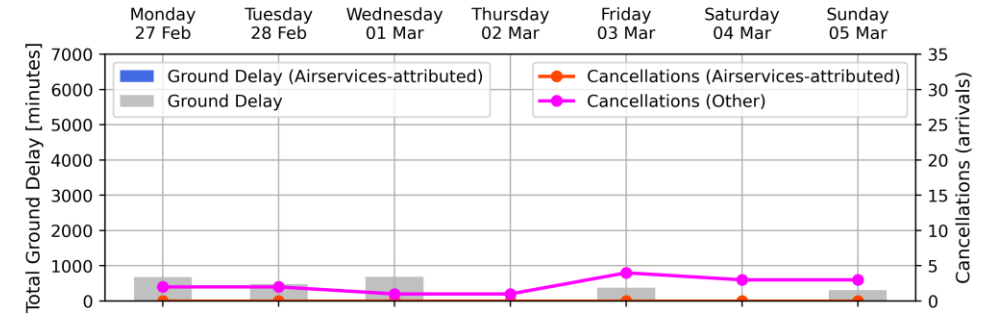
Weekly Airport Overview – Week starting 27 Feb 2023

Sydney KSA - Week starting 27 Feb 2023



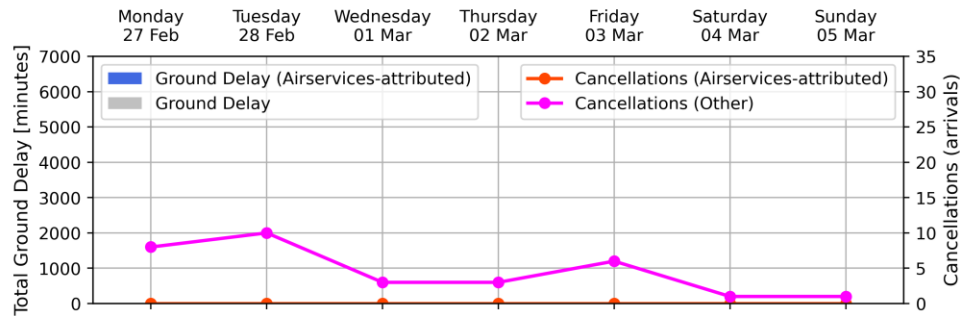
| | Monday | Tuesday | Wednesday | Thursday | Friday | Saturday | Sunday |
|--------------------|--------|---------|-----------|----------|--------|----------|--------|
| Arrivals | 440 | 435 | 440 | 459 | 469 | 355 | 387 |
| Total Movements | 885 | 864 | 891 | 908 | 949 | 676 | 793 |
| GDP Hours | 17 | 7 | 17 | 8 | 17 | 10 | 7 |
| GDP Compliance [%] | | | | | | | |
| - Qantas Group | 86 | 87 | 87 | 88 | 87 | 96 | 82 |
| - Jetstar | 59 | 69 | 72 | 82 | 77 | 74 | 44 |
| - Virgin Australia | 86 | 79 | 82 | 89 | 83 | 85 | 87 |
| - REX | 93 | 86 | 86 | 84 | 85 | 68 | 84 |
| - Other | 75 | 57 | 75 | 83 | 81 | 71 | 60 |

Melbourne Airport - Week starting 27 Feb 2023



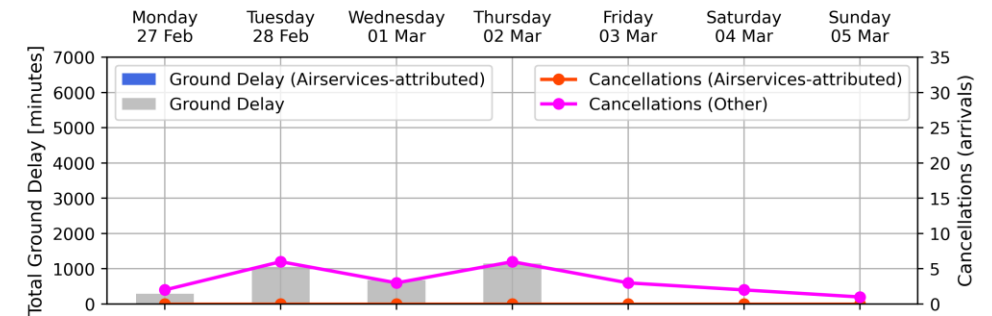
| | Monday | Tuesday | Wednesday | Thursday | Friday | Saturday | Sunday |
|--------------------|--------|---------|-----------|----------|--------|----------|--------|
| Arrivals | 312 | 316 | 317 | 334 | 333 | 260 | 285 |
| Total Movements | 625 | 623 | 635 | 673 | 670 | 511 | 579 |
| GDP Hours | 9 | 10 | 9 | No GDP | 8 | No GDP | 5 |
| GDP Compliance [%] | | | | | | | |
| - Qantas Group | 88 | 87 | 86 | N/A | 80 | N/A | 87 |
| - Jetstar | 71 | 61 | 89 | N/A | 69 | N/A | 31 |
| - Virgin Australia | 91 | 81 | 82 | N/A | 71 | N/A | 72 |
| - REX | 87 | 73 | 73 | N/A | 92 | N/A | 62 |
| - Other | 100 | 0 | 100 | N/A | 50 | N/A | 100 |

Brisbane Airport - Week starting 27 Feb 2023



| | Monday | Tuesday | Wednesday | Thursday | Friday | Saturday | Sunday |
|--------------------|--------|---------|-----------|----------|--------|----------|--------|
| Arrivals | 382 | 372 | 393 | 397 | 393 | 249 | 299 |
| Total Movements | 773 | 742 | 781 | 800 | 767 | 486 | 608 |
| GDP Hours | No GDP | No GDP | No GDP | No GDP | No GDP | No GDP | No GDP |
| GDP compliance [%] | nan | nan | nan | nan | nan | nan | nan |
| - Qantas Group | N/A | N/A | N/A | N/A | N/A | N/A | N/A |
| - Jetstar | N/A | N/A | N/A | N/A | N/A | N/A | N/A |
| - Virgin Australia | N/A | N/A | N/A | N/A | N/A | N/A | N/A |
| - REX | N/A | N/A | N/A | N/A | N/A | N/A | N/A |
| - Other | N/A | N/A | N/A | N/A | N/A | N/A | N/A |

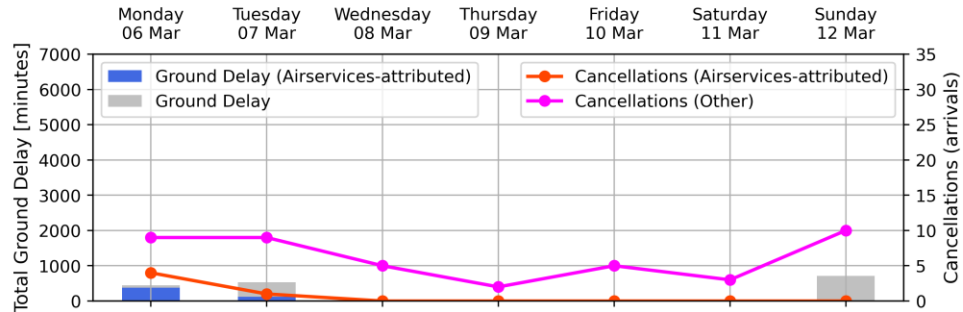
Perth Airport - Week starting 27 Feb 2023



| | Monday | Tuesday | Wednesday | Thursday | Friday | Saturday | Sunday |
|--------------------|--------|---------|-----------|----------|--------|----------|--------|
| Arrivals | 214 | 253 | 247 | 254 | 203 | 88 | 101 |
| Total Movements | 425 | 505 | 497 | 515 | 409 | 173 | 198 |
| GDP Hours | 7 | 15 | 7 | 15 | No GDP | No GDP | No GDP |
| GDP Compliance [%] | | | | | | | |
| - Qantas Group | 96 | 78 | 93 | 87 | N/A | N/A | N/A |
| - Jetstar | N/A | 100 | N/A | N/A | N/A | N/A | N/A |
| - Virgin Australia | 73 | 82 | 90 | 69 | N/A | N/A | N/A |
| - REX | 33 | 71 | 100 | 57 | N/A | N/A | N/A |
| - Other | 77 | 69 | 84 | 75 | N/A | N/A | N/A |

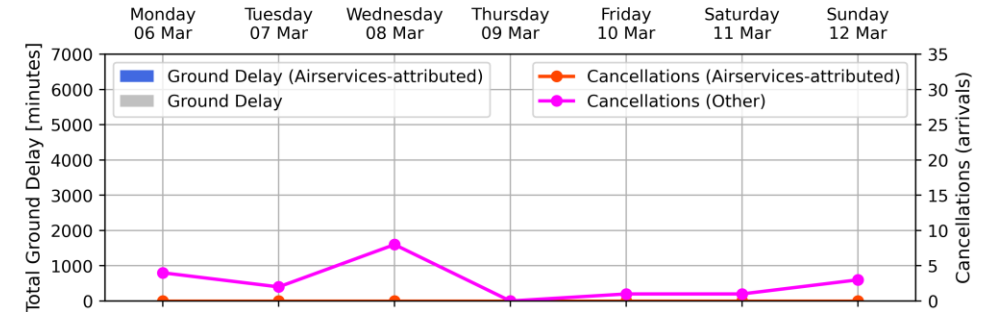
Weekly Airport Overview – Week starting 6 Mar 2023

Sydney KSA - Week starting 06 Mar 2023



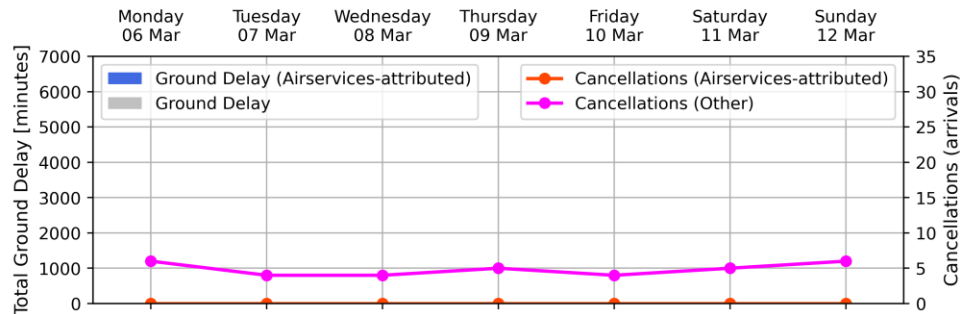
| | | | | | | | |
|--------------------|--------|---------|-----------|----------|--------|----------|--------|
| Arrivals | Monday | Tuesday | Wednesday | Thursday | Friday | Saturday | Sunday |
| Total Movements | 440 | 437 | 443 | 469 | 473 | 348 | 368 |
| GDP Hours | 890 | 872 | 891 | 928 | 950 | 679 | 750 |
| GDP Compliance [%] | 6 | 7 | No GDP | No GDP | No GDP | No GDP | 6 |
| - Qantas Group | 88 | 91 | N/A | N/A | N/A | N/A | 76 |
| - Jetstar | 73 | 83 | N/A | N/A | N/A | N/A | 77 |
| - Virgin Australia | 94 | 88 | N/A | N/A | N/A | N/A | 85 |
| - REX | 82 | 85 | N/A | N/A | N/A | N/A | 68 |
| - Other | 100 | 100 | N/A | N/A | N/A | N/A | 0 |

Melbourne Airport - Week starting 06 Mar 2023



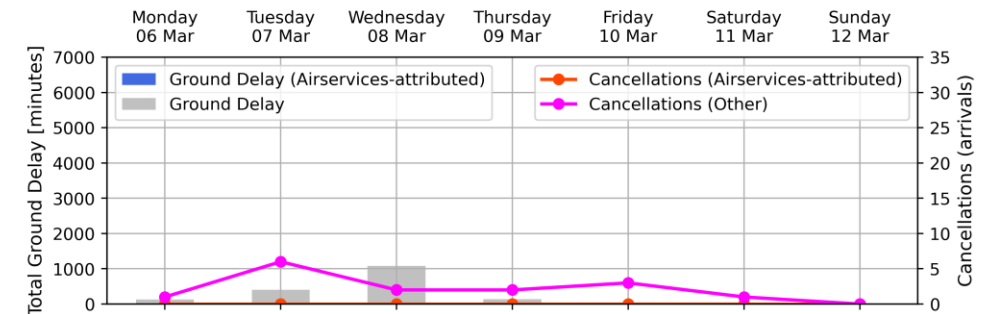
| | | | | | | | |
|--------------------|--------|---------|-----------|----------|--------|----------|--------|
| Arrivals | Monday | Tuesday | Wednesday | Thursday | Friday | Saturday | Sunday |
| Total Movements | 317 | 317 | 324 | 342 | 354 | 263 | 273 |
| GDP Hours | 633 | 627 | 645 | 692 | 701 | 527 | 547 |
| GDP Compliance [%] | No GDP | No GDP | No GDP | No GDP | No GDP | No GDP | No GDP |
| - Qantas Group | N/A | N/A | N/A | N/A | N/A | N/A | N/A |
| - Jetstar | N/A | N/A | N/A | N/A | N/A | N/A | N/A |
| - Virgin Australia | N/A | N/A | N/A | N/A | N/A | N/A | N/A |
| - REX | N/A | N/A | N/A | N/A | N/A | N/A | N/A |
| - Other | N/A | N/A | N/A | N/A | N/A | N/A | N/A |

Brisbane Airport - Week starting 06 Mar 2023



| | | | | | | | |
|--------------------|--------|---------|-----------|----------|--------|----------|--------|
| Arrivals | Monday | Tuesday | Wednesday | Thursday | Friday | Saturday | Sunday |
| Total Movements | 298 | 278 | 286 | 304 | 307 | 201 | 213 |
| GDP Hours | 599 | 559 | 577 | 608 | 605 | 393 | 440 |
| GDP Compliance [%] | No GDP | No GDP | No GDP | No GDP | No GDP | No GDP | No GDP |
| - Qantas Group | N/A | N/A | N/A | N/A | N/A | N/A | N/A |
| - Jetstar | N/A | N/A | N/A | N/A | N/A | N/A | N/A |
| - Virgin Australia | N/A | N/A | N/A | N/A | N/A | N/A | N/A |
| - REX | N/A | N/A | N/A | N/A | N/A | N/A | N/A |
| - Other | N/A | N/A | N/A | N/A | N/A | N/A | N/A |

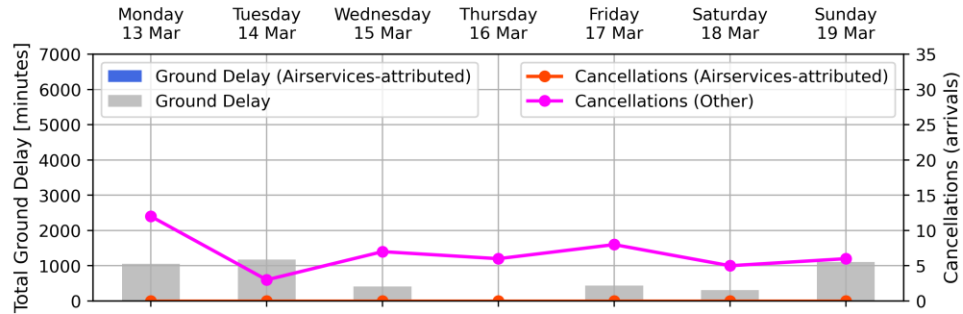
Perth Airport - Week starting 06 Mar 2023



| | | | | | | | |
|--------------------|--------|---------|-----------|----------|--------|----------|--------|
| Arrivals | Monday | Tuesday | Wednesday | Thursday | Friday | Saturday | Sunday |
| Total Movements | 215 | 255 | 244 | 255 | 203 | 90 | 102 |
| GDP Hours | 427 | 500 | 497 | 517 | 403 | 177 | 200 |
| GDP Compliance [%] | 5 | 14 | 15 | 6 | No GDP | No GDP | No GDP |
| - Qantas Group | 72 | 75 | 84 | 100 | N/A | N/A | N/A |
| - Jetstar | N/A | 100 | 100 | N/A | N/A | N/A | N/A |
| - Virgin Australia | 86 | 75 | 69 | 89 | N/A | N/A | N/A |
| - REX | 100 | 71 | 100 | 33 | N/A | N/A | N/A |
| - Other | 70 | 76 | 67 | 81 | N/A | N/A | N/A |

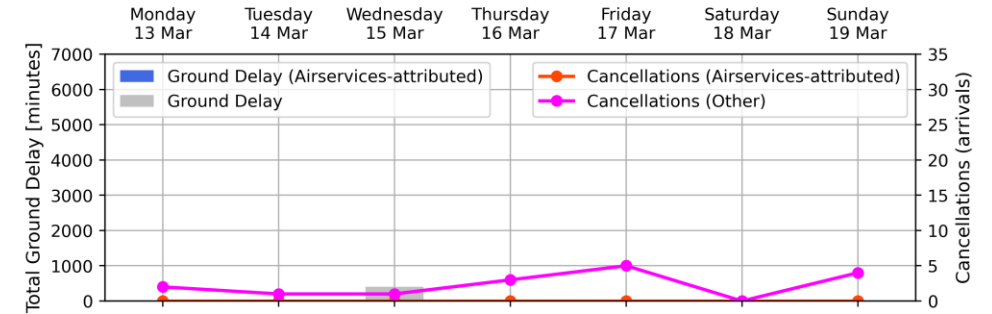
Weekly Airport Overview – Week starting 13 Mar 2023

Sydney KSA - Week starting 13 Mar 2023



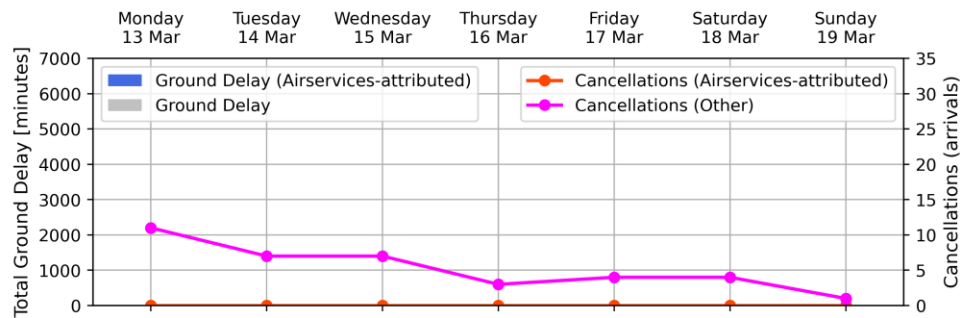
| | Monday 13 Mar | Tuesday 14 Mar | Wednesday 15 Mar | Thursday 16 Mar | Friday 17 Mar | Saturday 18 Mar | Sunday 19 Mar |
|--------------------|------------------|-------------------|---------------------|--------------------|------------------|--------------------|------------------|
| Arrivals | 453 | 434 | 440 | 464 | 462 | 353 | 377 |
| Total Movements | 908 | 862 | 887 | 919 | 932 | 686 | 773 |
| GDP Hours | 16 | 8 | 7 | No GDP | 7 | 6 | 7 |
| GDP Compliance [%] | | | | | | | |
| - Qantas Group | 88 | 92 | 83 | N/A | 88 | 95 | 81 |
| - Jetstar | 82 | 88 | 53 | N/A | 78 | 94 | 100 |
| - Virgin Australia | 75 | 77 | 83 | N/A | 93 | 92 | 83 |
| - REX | 79 | 77 | 83 | N/A | 90 | 95 | 71 |
| - Other | 82 | 60 | 50 | N/A | 80 | 40 | N/A |

Melbourne Airport - Week starting 13 Mar 2023



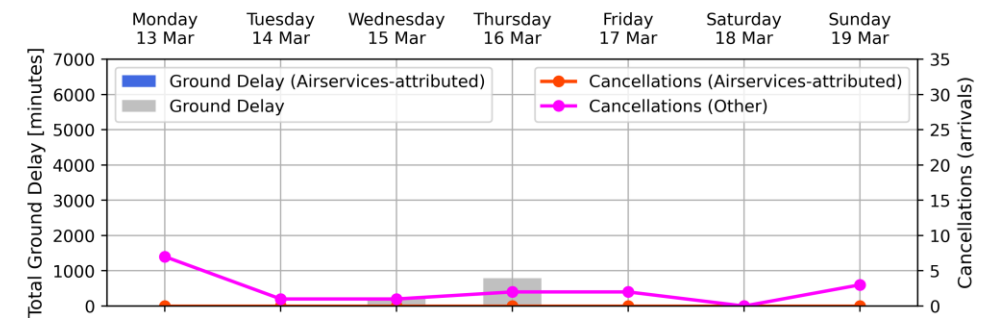
| | Monday 13 Mar | Tuesday 14 Mar | Wednesday 15 Mar | Thursday 16 Mar | Friday 17 Mar | Saturday 18 Mar | Sunday 19 Mar |
|--------------------|------------------|-------------------|---------------------|--------------------|------------------|--------------------|------------------|
| Arrivals | 313 | 317 | 321 | 338 | 347 | 252 | 290 |
| Total Movements | 629 | 629 | 647 | 673 | 691 | 514 | 578 |
| GDP Hours | No GDP | No GDP | 9 | No GDP | No GDP | No GDP | No GDP |
| GDP Compliance [%] | | | | | | | |
| - Qantas Group | N/A | N/A | 81 | N/A | N/A | N/A | N/A |
| - Jetstar | N/A | N/A | 86 | N/A | N/A | N/A | N/A |
| - Virgin Australia | N/A | N/A | 83 | N/A | N/A | N/A | N/A |
| - REX | N/A | N/A | 67 | N/A | N/A | N/A | N/A |
| - Other | N/A | N/A | 0 | N/A | N/A | N/A | N/A |

Brisbane Airport - Week starting 13 Mar 2023



| | Monday 13 Mar | Tuesday 14 Mar | Wednesday 15 Mar | Thursday 16 Mar | Friday 17 Mar | Saturday 18 Mar | Sunday 19 Mar |
|--------------------|------------------|-------------------|---------------------|--------------------|------------------|--------------------|------------------|
| Arrivals | 279 | 283 | 293 | 303 | 300 | 198 | 224 |
| Total Movements | 560 | 564 | 585 | 609 | 599 | 387 | 458 |
| GDP Hours | No GDP | No GDP | No GDP | No GDP | No GDP | No GDP | No GDP |
| GDP Compliance [%] | | | | | | | |
| - Qantas Group | N/A | N/A | N/A | N/A | N/A | N/A | N/A |
| - Jetstar | N/A | N/A | N/A | N/A | N/A | N/A | N/A |
| - Virgin Australia | N/A | N/A | N/A | N/A | N/A | N/A | N/A |
| - REX | N/A | N/A | N/A | N/A | N/A | N/A | N/A |
| - Other | N/A | N/A | N/A | N/A | N/A | N/A | N/A |

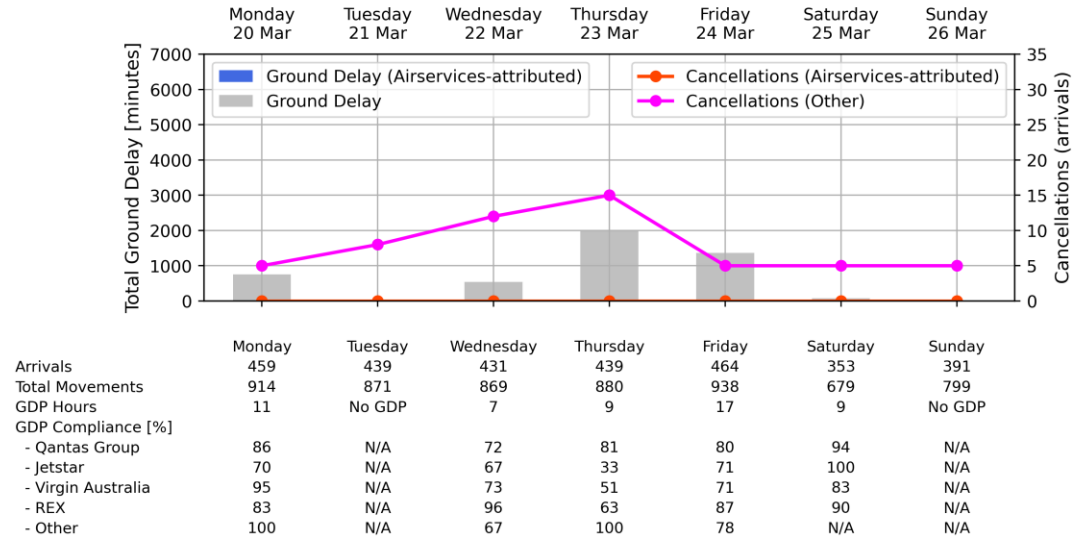
Perth Airport - Week starting 13 Mar 2023



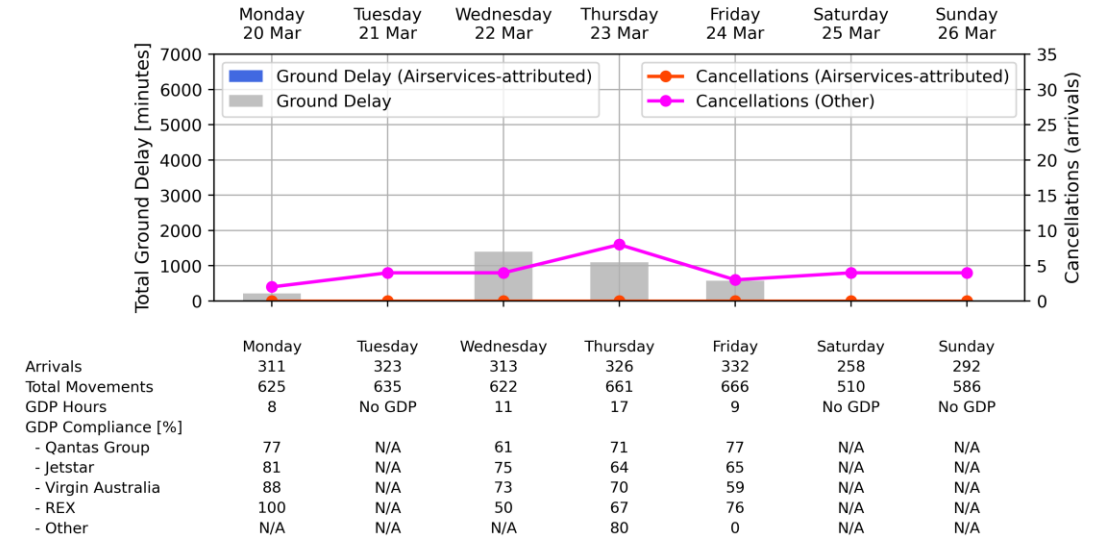
| | Monday 13 Mar | Tuesday 14 Mar | Wednesday 15 Mar | Thursday 16 Mar | Friday 17 Mar | Saturday 18 Mar | Sunday 19 Mar |
|--------------------|------------------|-------------------|---------------------|--------------------|------------------|--------------------|------------------|
| Arrivals | 213 | 250 | 241 | 253 | 201 | 94 | 113 |
| Total Movements | 433 | 491 | 482 | 518 | 395 | 187 | 220 |
| GDP Hours | No GDP | No GDP | 6 | 14 | No GDP | No GDP | No GDP |
| GDP Compliance [%] | | | | | | | |
| - Qantas Group | N/A | N/A | 85 | 80 | N/A | N/A | N/A |
| - Jetstar | N/A | N/A | N/A | N/A | N/A | N/A | N/A |
| - Virgin Australia | N/A | N/A | 89 | 72 | N/A | N/A | N/A |
| - REX | N/A | N/A | 67 | 88 | N/A | N/A | N/A |
| - Other | N/A | N/A | 66 | 62 | N/A | N/A | N/A |

Weekly Airport Overview – Week starting 20 Mar 2023

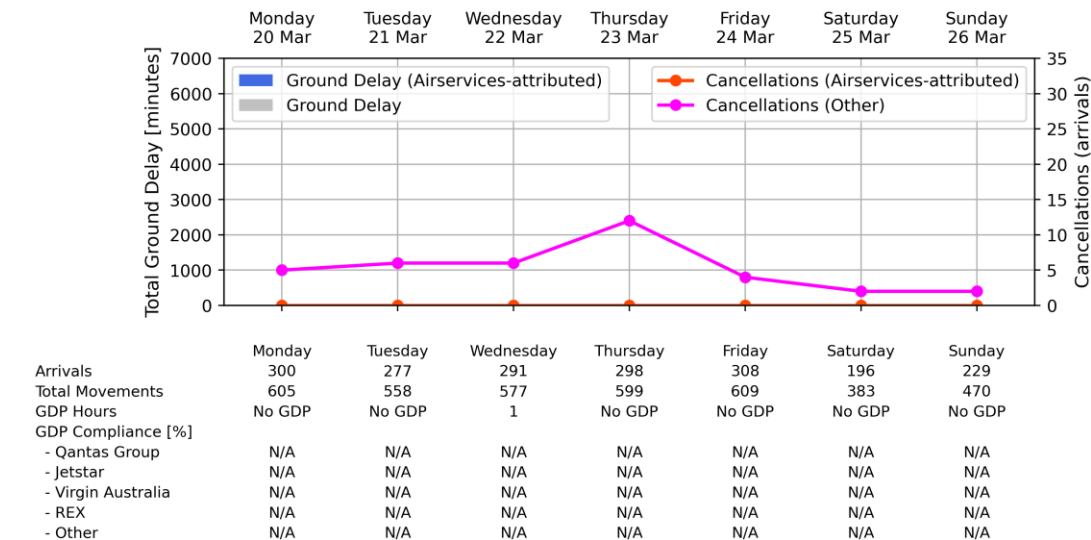
Sydney KSA - Week starting 20 Mar 2023



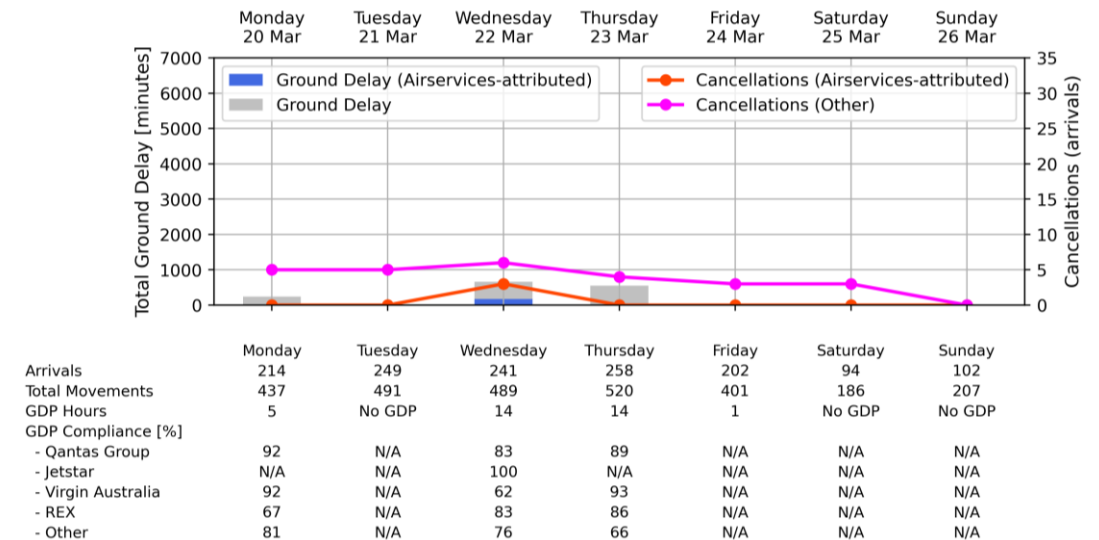
Melbourne Airport - Week starting 20 Mar 2023



Brisbane Airport - Week starting 20 Mar 2023

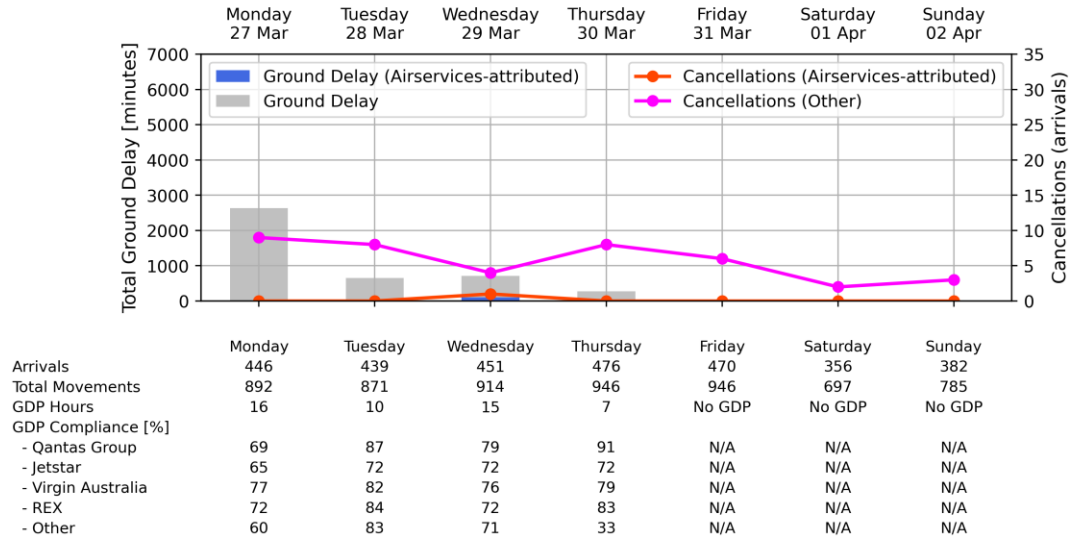


Perth Airport - Week starting 20 Mar 2023

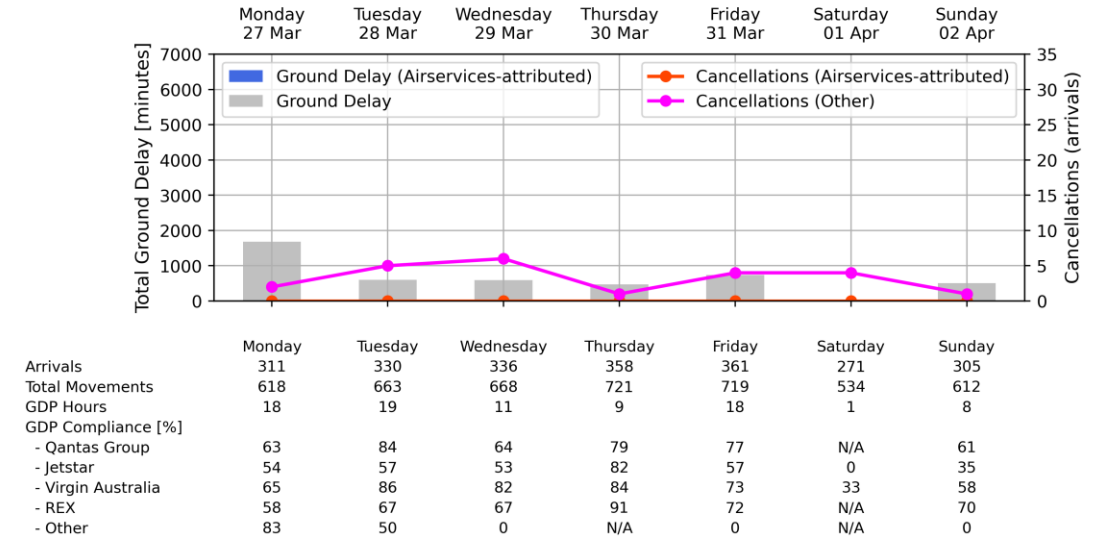


Weekly Airport Overview – Week starting 27 Mar 2023

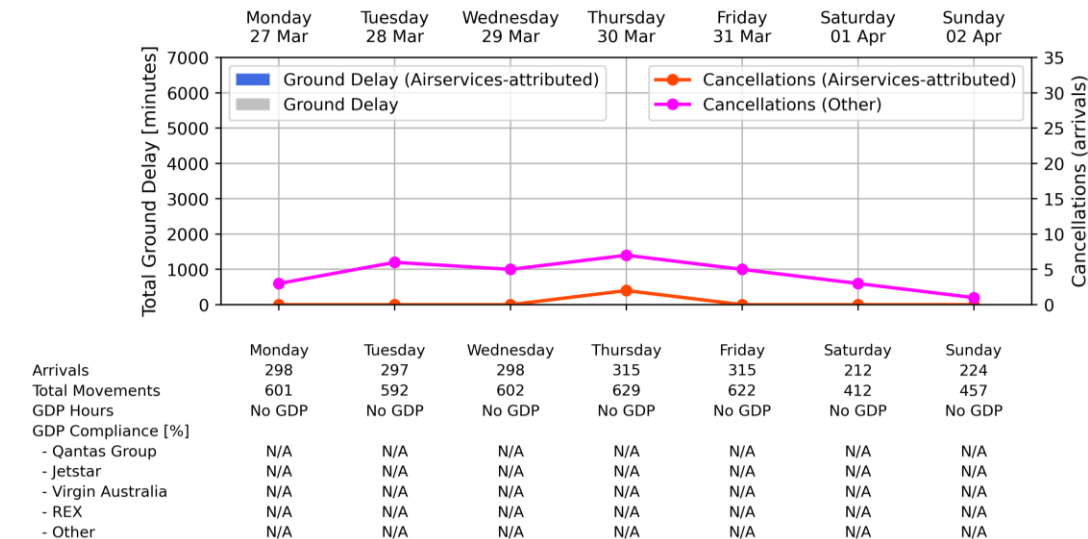
Sydney KSA - Week starting 27 Mar 2023



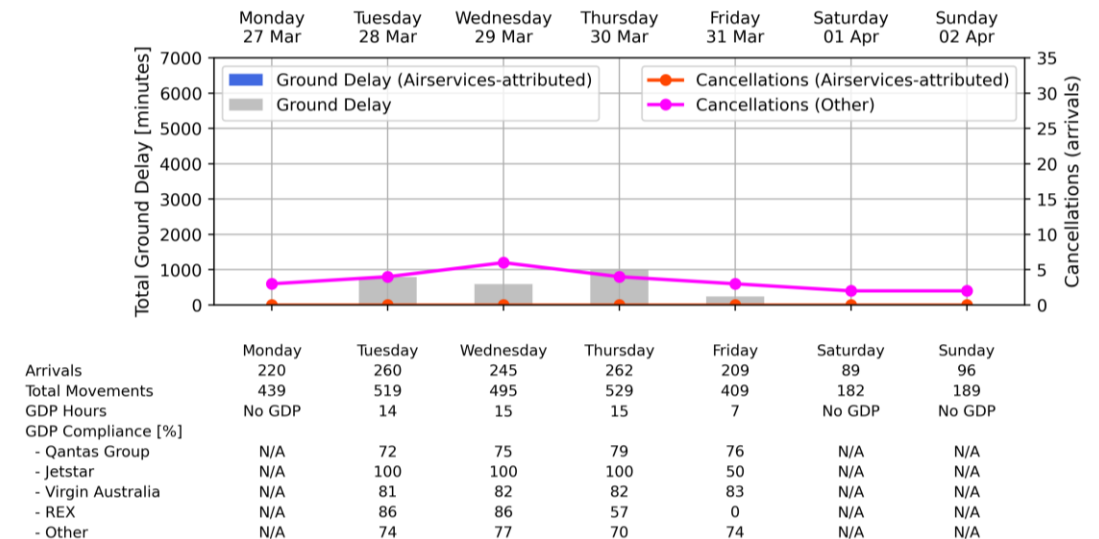
Melbourne Airport - Week starting 27 Mar 2023



Brisbane Airport - Week starting 27 Mar 2023

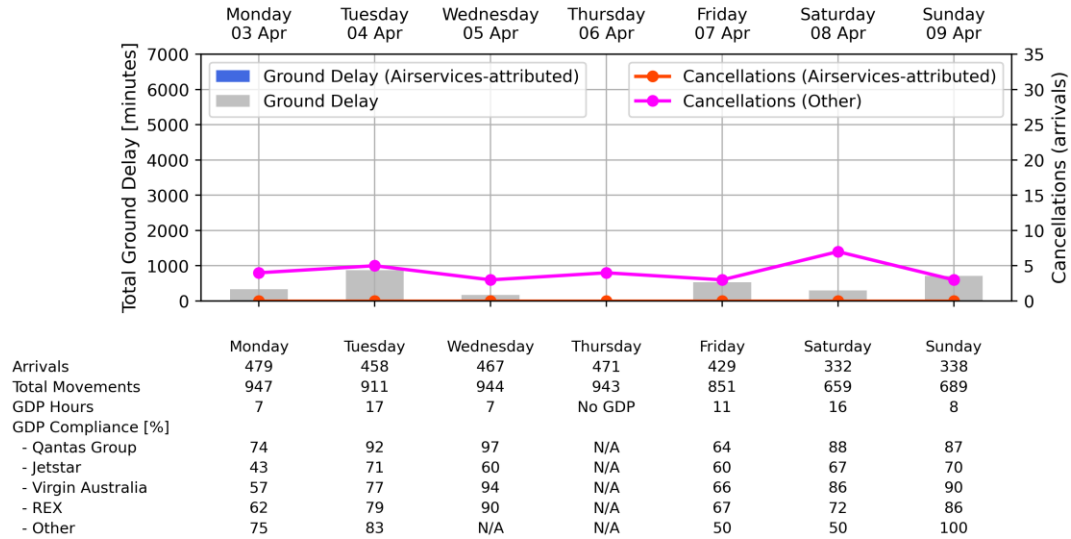


Perth Airport - Week starting 27 Mar 2023

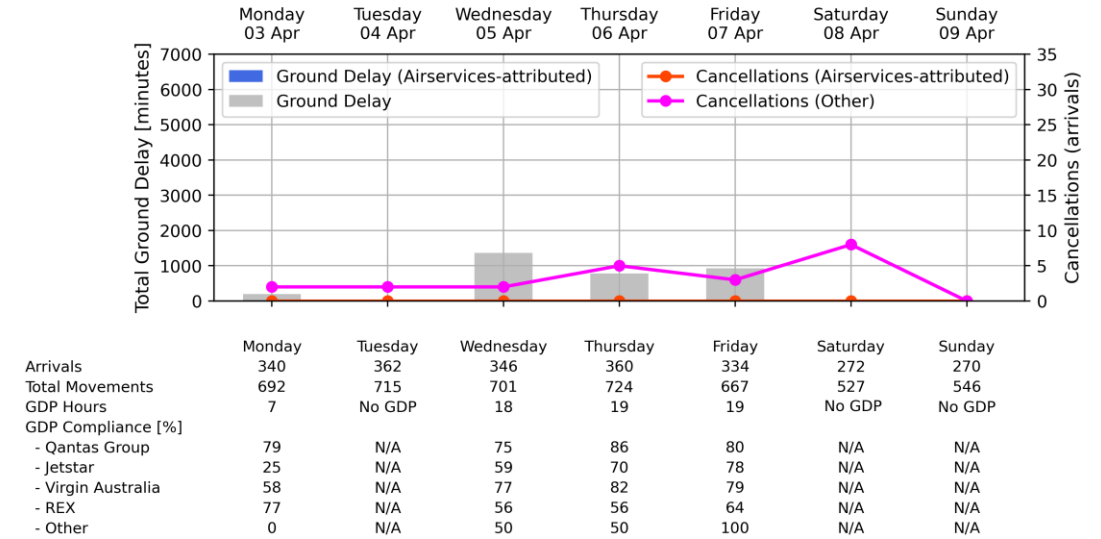


Weekly Airport Overview – Week starting 03 Apr 2023

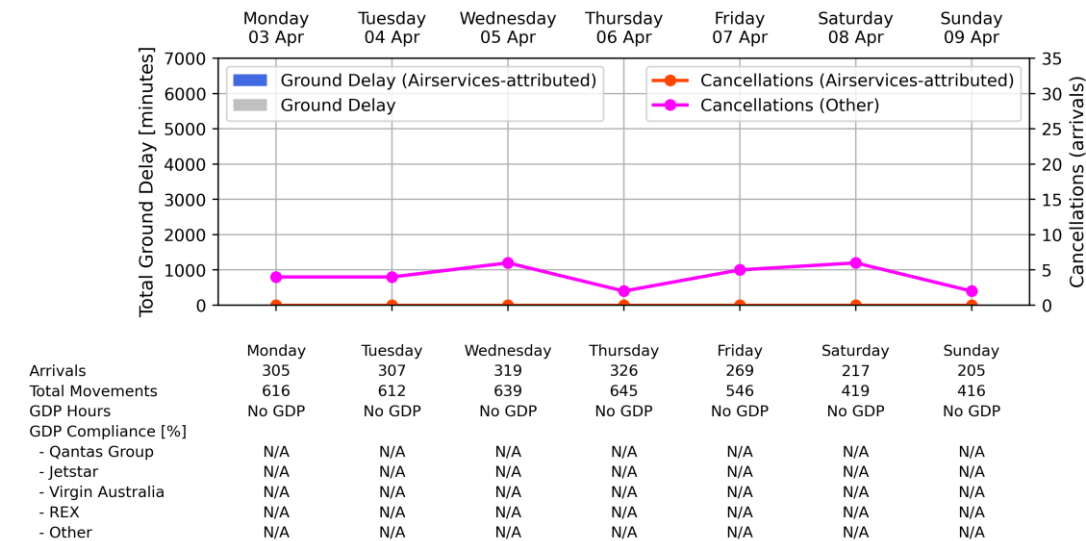
Sydney KSA - Week starting 03 Apr 2023



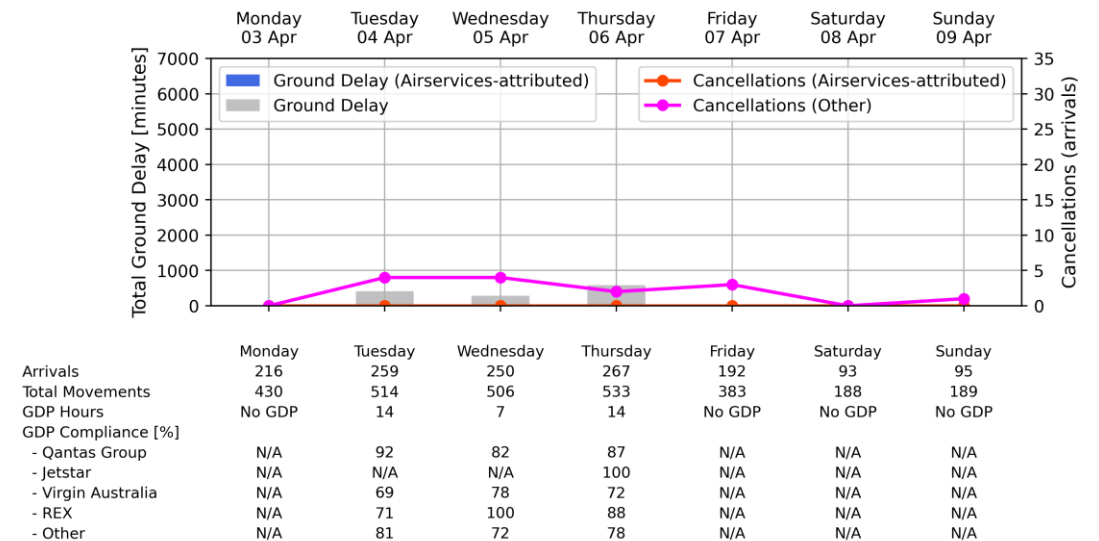
Melbourne Airport - Week starting 03 Apr 2023



Brisbane Airport - Week starting 03 Apr 2023

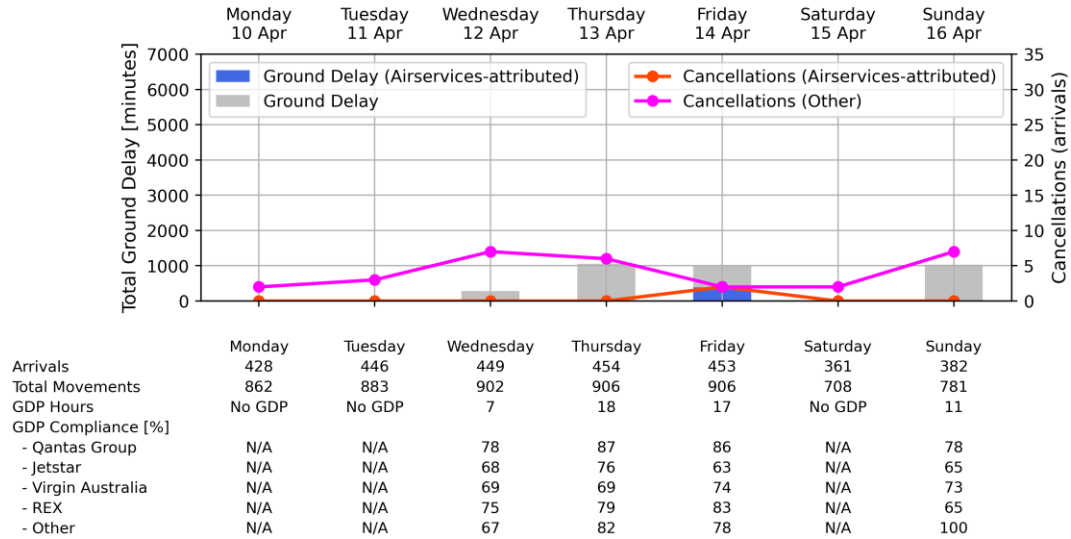


Perth Airport - Week starting 03 Apr 2023

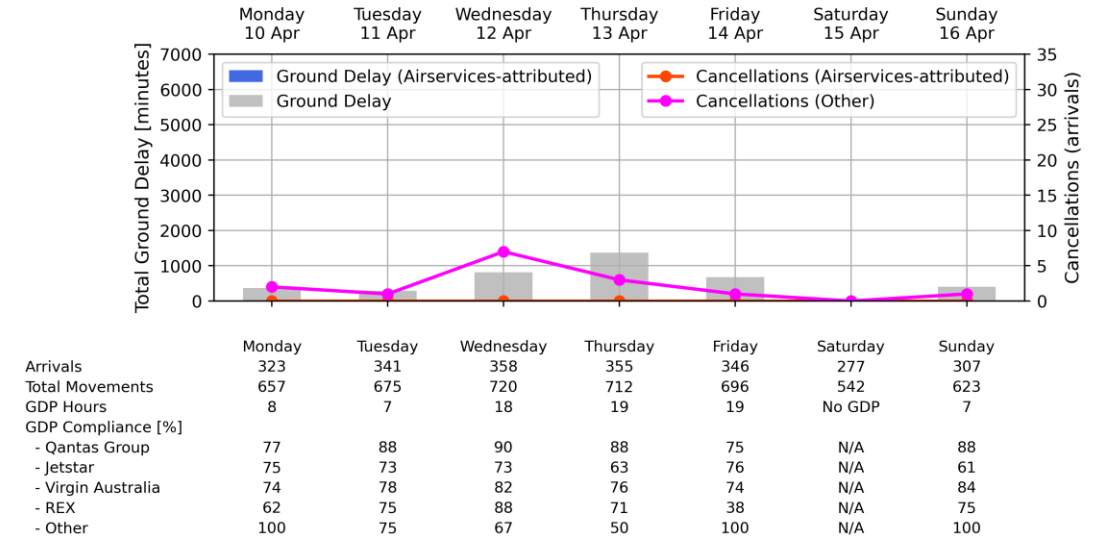


Weekly Airport Overview – Week starting 10 Apr 2023

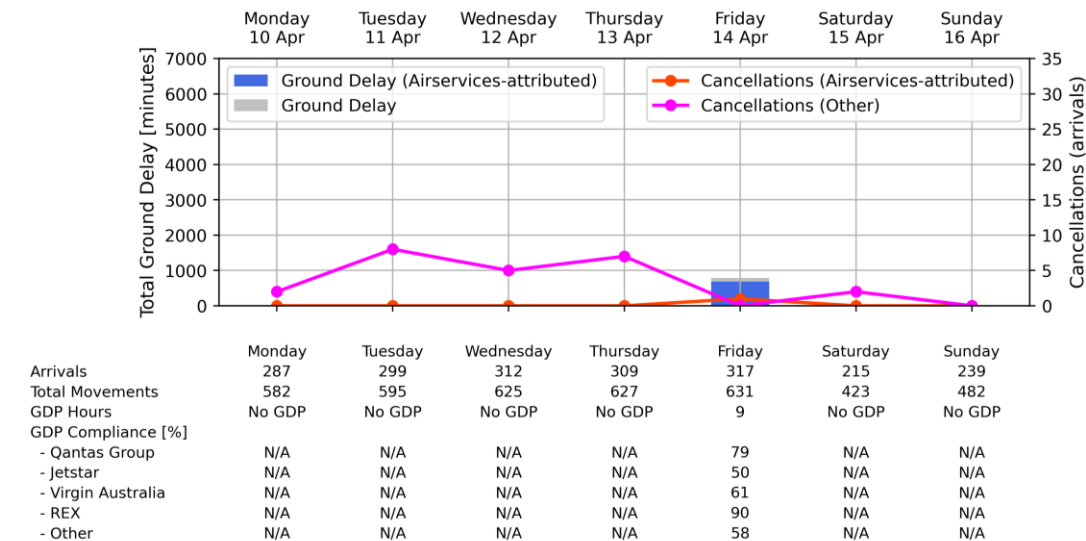
Sydney KSA - Week starting 10 Apr 2023



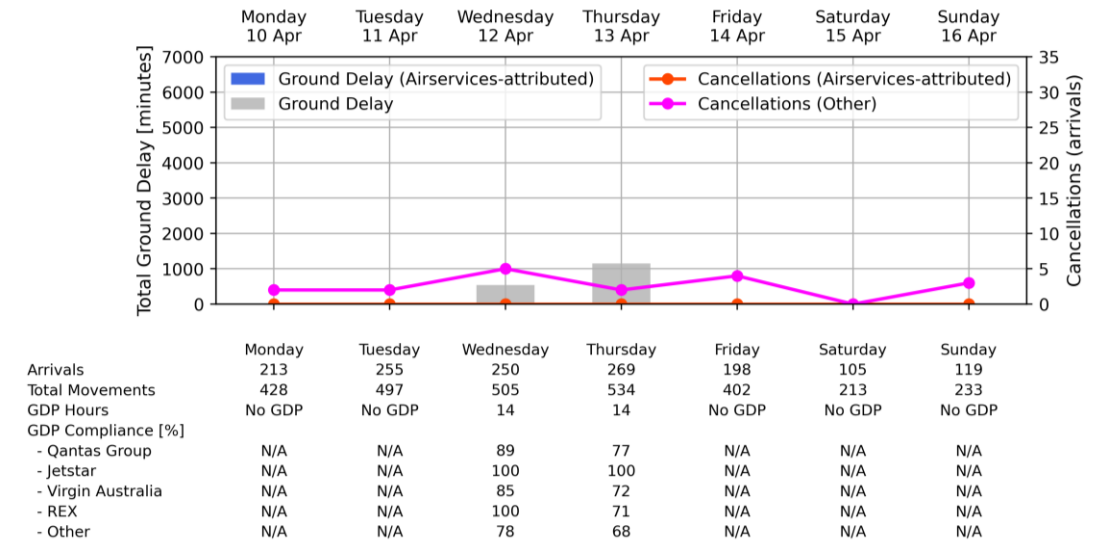
Melbourne Airport - Week starting 10 Apr 2023



Brisbane Airport - Week starting 10 Apr 2023

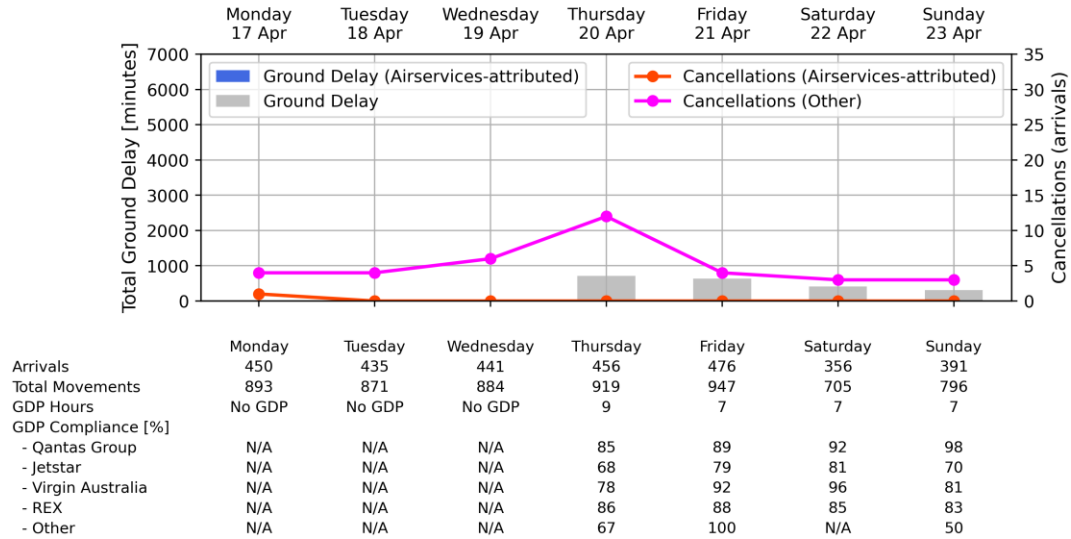


Perth Airport - Week starting 10 Apr 2023

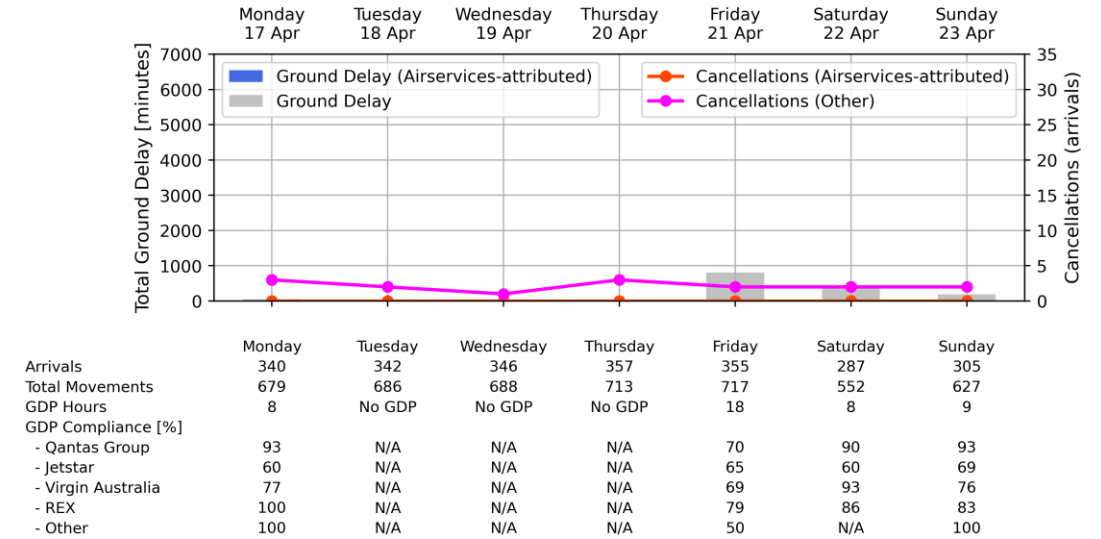


Weekly Airport Overview – Week starting 17 Apr 2023

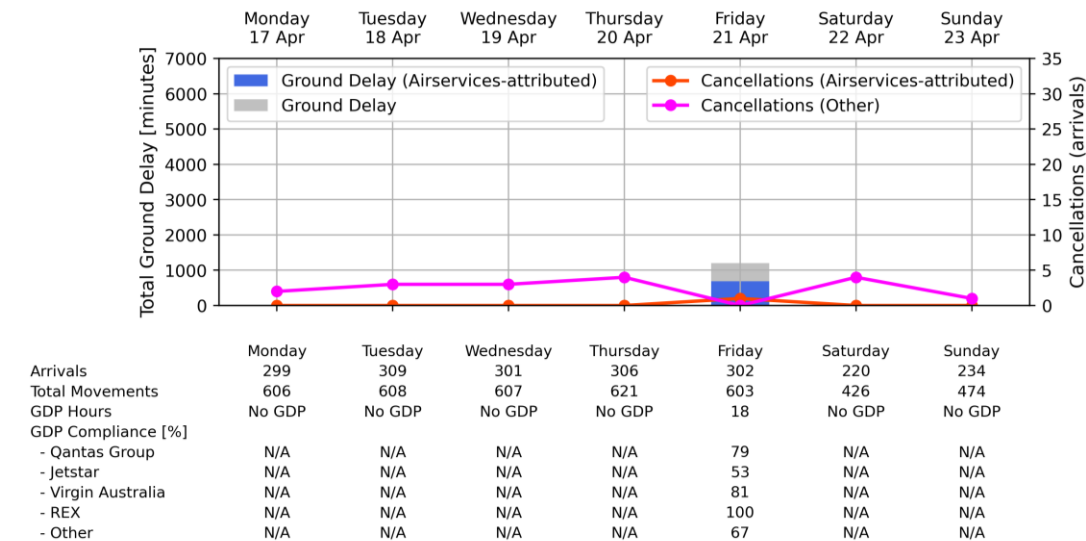
Sydney KSA - Week starting 17 Apr 2023



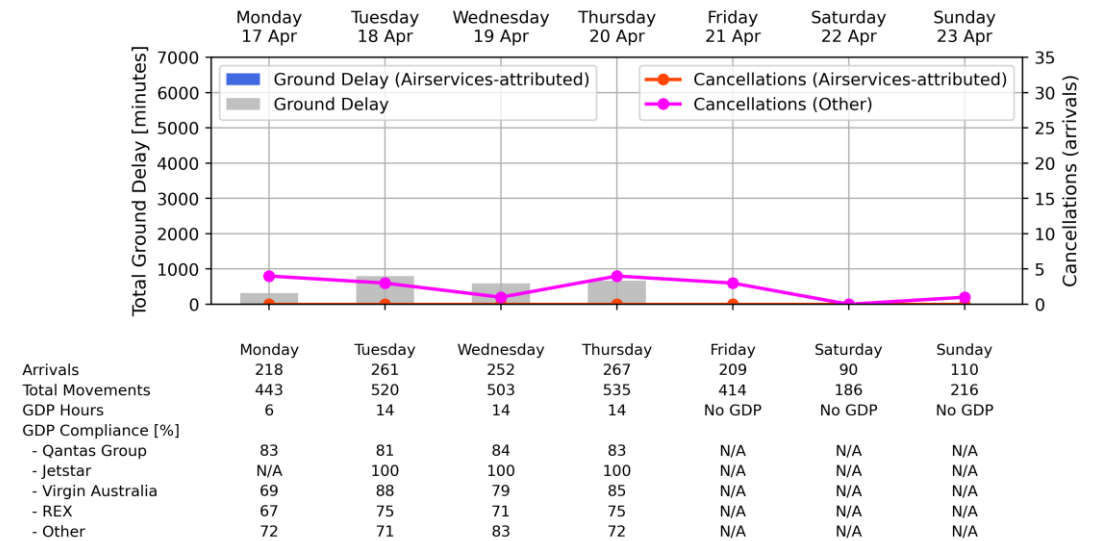
Melbourne Airport - Week starting 17 Apr 2023



Brisbane Airport - Week starting 17 Apr 2023

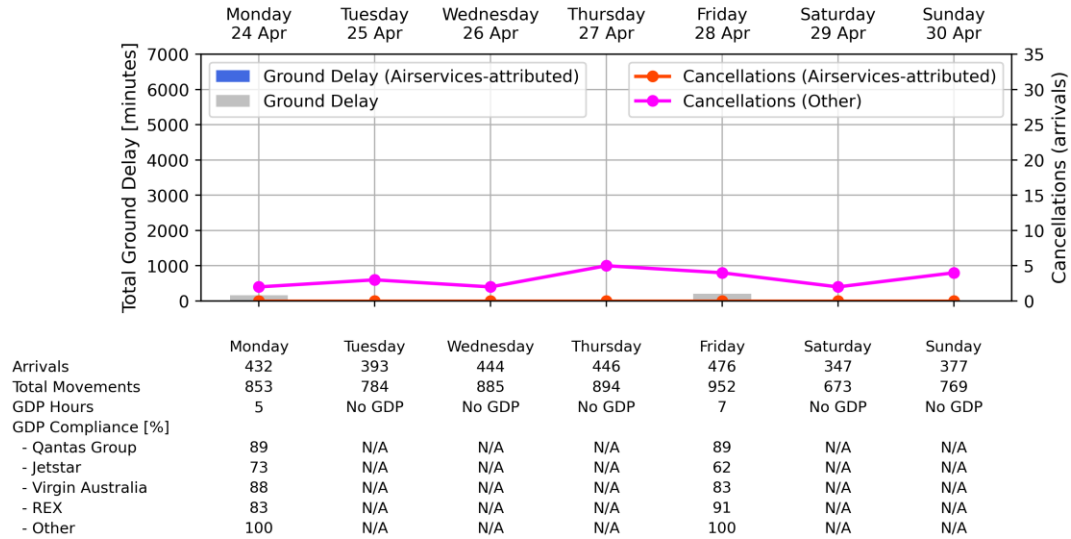


Perth Airport - Week starting 17 Apr 2023

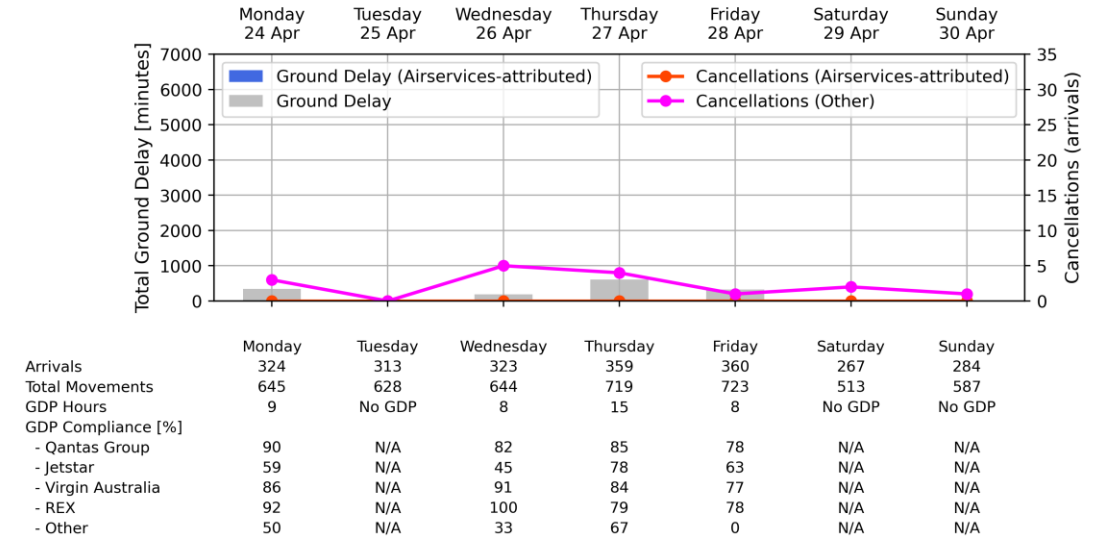


Weekly Airport Overview – Week starting 24 Apr 2023

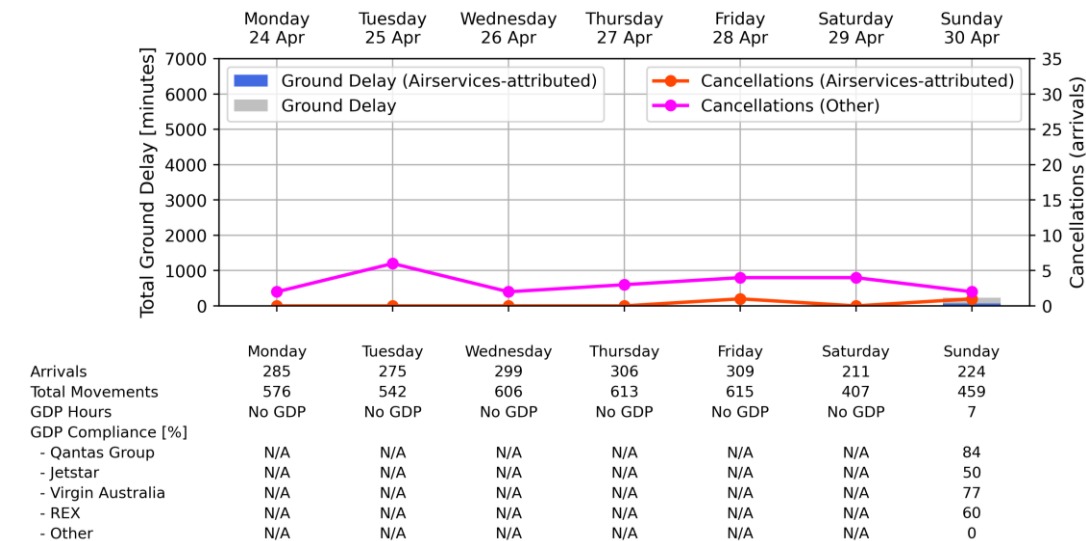
Sydney KSA - Week starting 24 Apr 2023



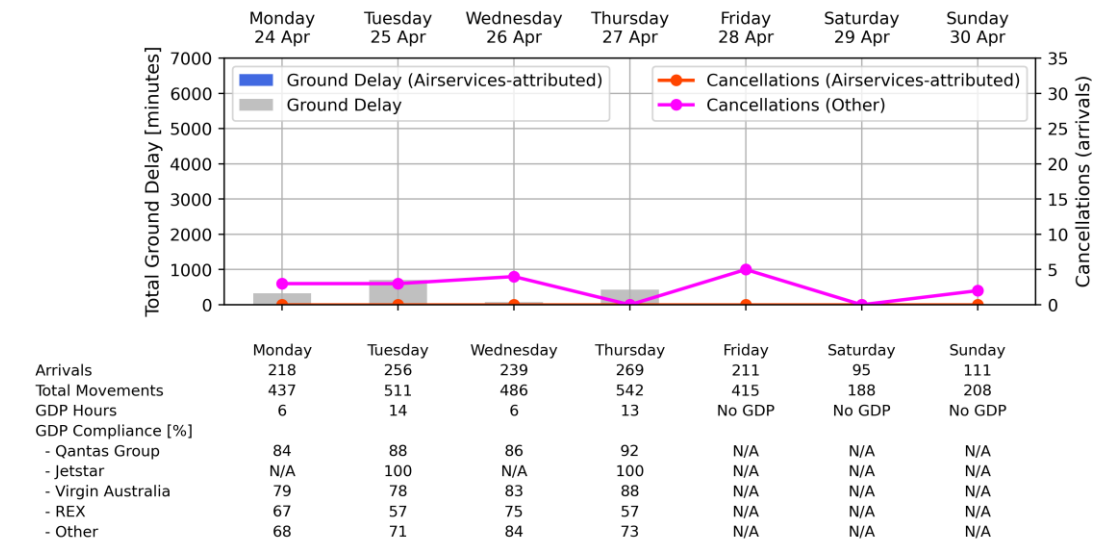
Melbourne Airport - Week starting 24 Apr 2023



Brisbane Airport - Week starting 24 Apr 2023

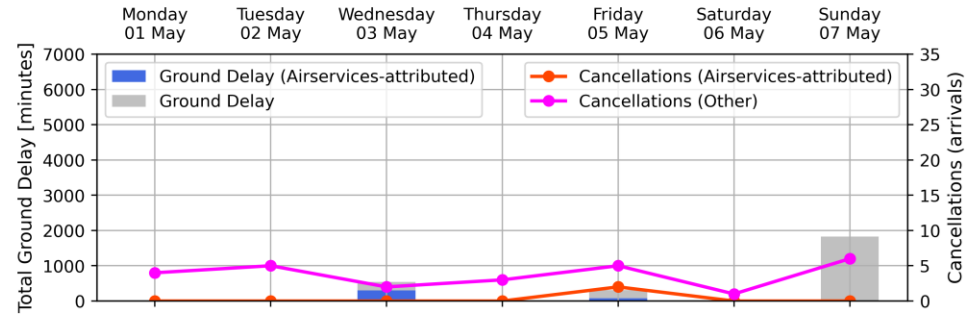


Perth Airport - Week starting 24 Apr 2023



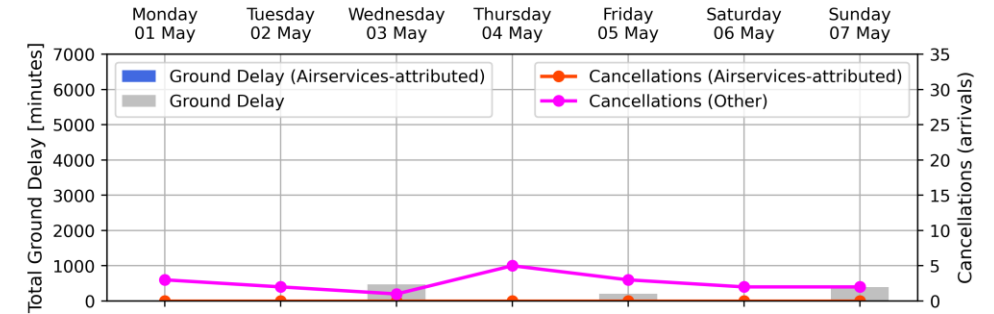
Weekly Airport Overview – Week starting 01 May 2023

Sydney KSA - Week starting 01 May 2023



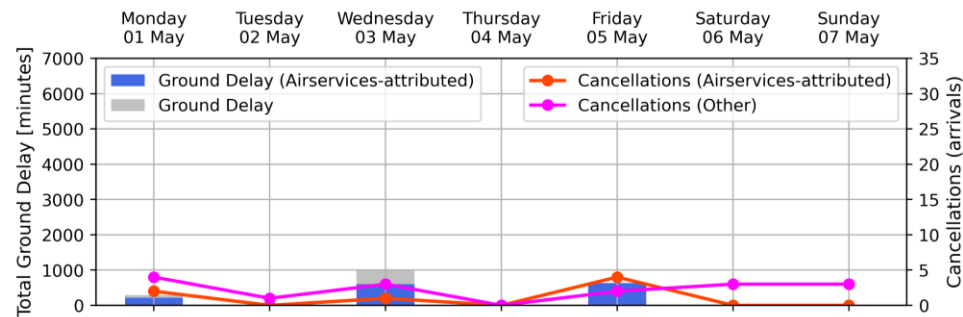
| | | | | | | | |
|--------------------|------------------|---------|-----------|----------|--------|----------|--------|
| Arrivals | Monday | Tuesday | Wednesday | Thursday | Friday | Saturday | Sunday |
| Total Movements | data unavailable | | 441 | 454 | 459 | 342 | 343 |
| GDP Hours | No GDP | No GDP | 7 | No GDP | 7 | No GDP | 11 |
| GDP Compliance [%] | | | | | | | |
| - Qantas Group | N/A | N/A | 87 | N/A | 80 | N/A | 93 |
| - Jetstar | N/A | N/A | 59 | N/A | 81 | N/A | 77 |
| - Virgin Australia | N/A | N/A | 87 | N/A | 78 | N/A | 78 |
| - REX | N/A | N/A | 95 | N/A | 78 | N/A | 77 |
| - Other | N/A | N/A | 57 | N/A | 50 | N/A | 100 |

Melbourne Airport - Week starting 01 May 2023



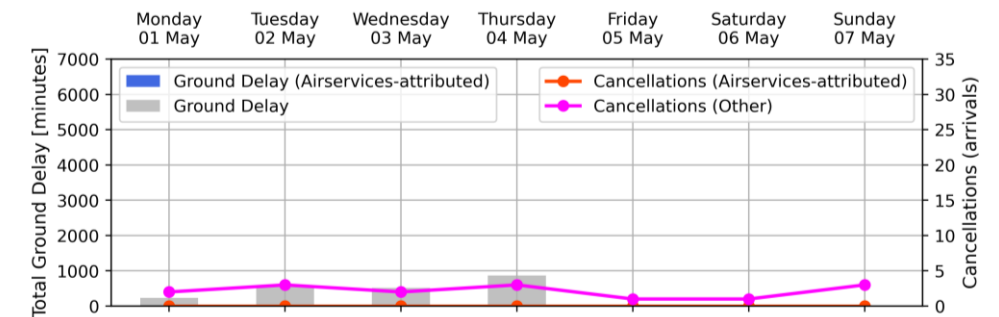
| | | | | | | | |
|--------------------|------------------|---------|-----------|----------|--------|----------|--------|
| Arrivals | Monday | Tuesday | Wednesday | Thursday | Friday | Saturday | Sunday |
| Total Movements | data unavailable | | 331 | 340 | 354 | 258 | 292 |
| GDP Hours | No GDP | No GDP | 10 | No GDP | 8 | No GDP | 8 |
| GDP Compliance [%] | | | | | | | |
| - Qantas Group | N/A | N/A | 90 | N/A | 54 | N/A | 87 |
| - Jetstar | N/A | N/A | 65 | N/A | 67 | N/A | 55 |
| - Virgin Australia | N/A | N/A | 89 | N/A | 79 | N/A | 71 |
| - REX | N/A | N/A | 71 | N/A | 67 | N/A | 80 |
| - Other | N/A | N/A | 0 | N/A | 100 | N/A | 50 |

Brisbane Airport - Week starting 01 May 2023



| | | | | | | | |
|--------------------|------------------|---------|-----------|----------|--------|----------|--------|
| Arrivals | Monday | Tuesday | Wednesday | Thursday | Friday | Saturday | Sunday |
| Total Movements | data unavailable | | 310 | 317 | 312 | 195 | 226 |
| GDP Hours | 8 | No GDP | 18 | No GDP | 9 | No GDP | No GDP |
| GDP Compliance [%] | | | | | | | |
| - Qantas Group | data unavailable | N/A | 80 | N/A | 71 | N/A | N/A |
| - Jetstar | | N/A | 42 | N/A | 67 | N/A | N/A |
| - Virgin Australia | | N/A | 84 | N/A | 76 | N/A | N/A |
| - REX | | N/A | 79 | N/A | 78 | N/A | N/A |
| - Other | | N/A | 53 | N/A | 69 | N/A | N/A |

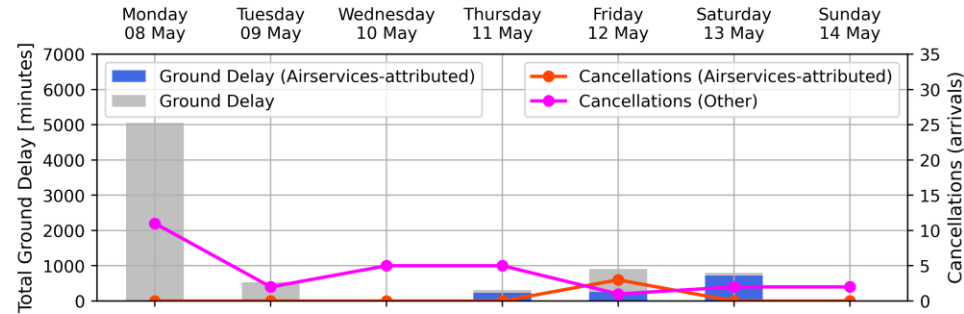
Perth Airport - Week starting 01 May 2023



| | | | | | | | |
|--------------------|------------------|---------|-----------|----------|--------|----------|--------|
| Arrivals | Monday | Tuesday | Wednesday | Thursday | Friday | Saturday | Sunday |
| Total Movements | data unavailable | | 252 | 271 | 206 | 92 | 103 |
| GDP Hours | 6 | 14 | 14 | 14 | No GDP | No GDP | No GDP |
| GDP Compliance [%] | | | | | | | |
| - Qantas Group | | | 83 | 88 | N/A | N/A | N/A |
| - Jetstar | | | 0 | 0 | N/A | N/A | N/A |
| - Virgin Australia | | | 82 | 78 | N/A | N/A | N/A |
| - REX | | | 100 | 43 | N/A | N/A | N/A |
| - Other | | | 69 | 83 | N/A | N/A | N/A |

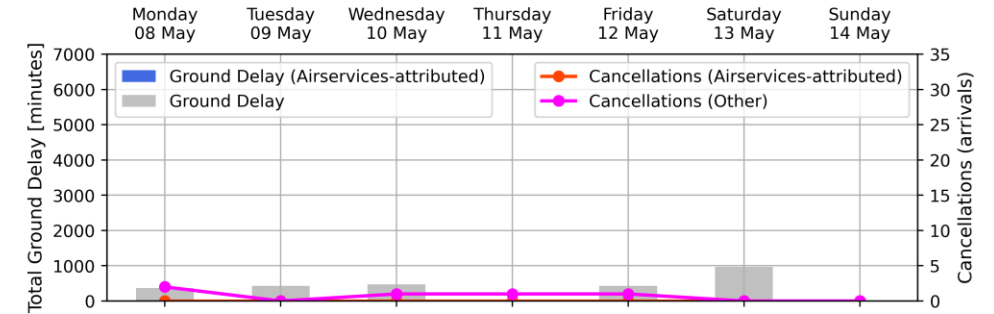
Weekly Airport Overview – Week starting 08 May 2023

Sydney KSA - Week starting 08 May 2023



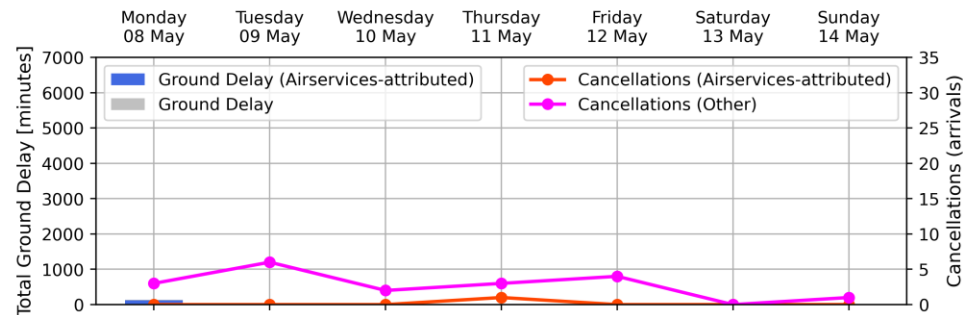
| | Monday 08 May | Tuesday 09 May | Wednesday 10 May | Thursday 11 May | Friday 12 May | Saturday 13 May | Sunday 14 May |
|--------------------|------------------|-------------------|---------------------|--------------------|------------------|--------------------|------------------|
| Arrivals | 413 | 428 | 441 | 456 | 467 | 334 | 363 |
| Total Movements | 818 | 857 | 883 | 916 | 935 | 648 | 741 |
| GDP Hours | 18 | 7 | No GDP | 7 | 17 | 6 | No GDP |
| GDP Compliance [%] | | | | | | | |
| - Qantas Group | 80 | 86 | N/A | 88 | 88 | 94 | N/A |
| - Jetstar | 57 | 88 | N/A | 79 | 79 | 71 | N/A |
| - Virgin Australia | 84 | 71 | N/A | 95 | 90 | 89 | N/A |
| - REX | 73 | 96 | N/A | 96 | 80 | 88 | N/A |
| - Other | 75 | 60 | N/A | 67 | 78 | N/A | N/A |

Melbourne Airport - Week starting 08 May 2023



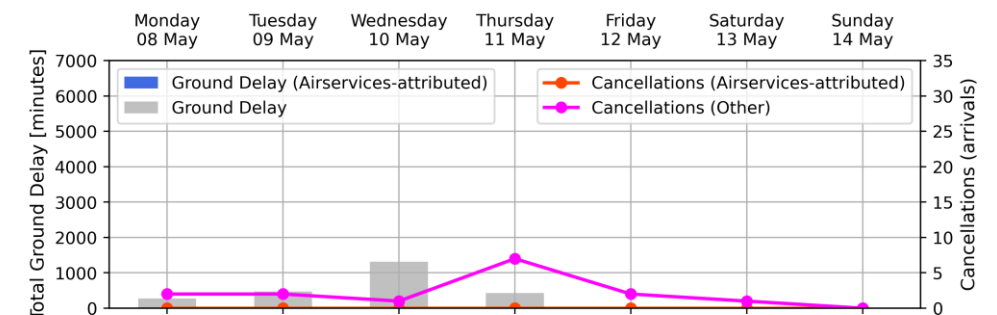
| | Monday 08 May | Tuesday 09 May | Wednesday 10 May | Thursday 11 May | Friday 12 May | Saturday 13 May | Sunday 14 May |
|--------------------|------------------|-------------------|---------------------|--------------------|------------------|--------------------|------------------|
| Arrivals | 315 | 328 | 326 | 340 | 349 | 258 | 284 |
| Total Movements | 631 | 649 | 651 | 686 | 700 | 501 | 584 |
| GDP Hours | 7 | 9 | 10 | No GDP | 8 | 6 | No GDP |
| GDP Compliance [%] | | | | | | | |
| - Qantas Group | 74 | 81 | 85 | N/A | 93 | 92 | N/A |
| - Jetstar | 61 | 75 | 88 | N/A | 56 | 100 | N/A |
| - Virgin Australia | 72 | 82 | 84 | N/A | 57 | 100 | N/A |
| - REX | 60 | 73 | 71 | N/A | 90 | 75 | N/A |
| - Other | 50 | 100 | 0 | N/A | 0 | N/A | N/A |

Brisbane Airport - Week starting 08 May 2023



| | Monday 08 May | Tuesday 09 May | Wednesday 10 May | Thursday 11 May | Friday 12 May | Saturday 13 May | Sunday 14 May |
|--------------------|------------------|-------------------|---------------------|--------------------|------------------|--------------------|------------------|
| Arrivals | 301 | 311 | 301 | 309 | 316 | 204 | 228 |
| Total Movements | 599 | 612 | 609 | 629 | 635 | 396 | 465 |
| GDP Hours | 9 | No GDP | No GDP | No GDP | No GDP | No GDP | No GDP |
| GDP Compliance [%] | | | | | | | |
| - Qantas Group | 89 | N/A | N/A | N/A | N/A | N/A | N/A |
| - Jetstar | 50 | N/A | N/A | N/A | N/A | N/A | N/A |
| - Virgin Australia | 54 | N/A | N/A | N/A | N/A | N/A | N/A |
| - REX | 67 | N/A | N/A | N/A | N/A | N/A | N/A |
| - Other | 38 | N/A | N/A | N/A | N/A | N/A | N/A |

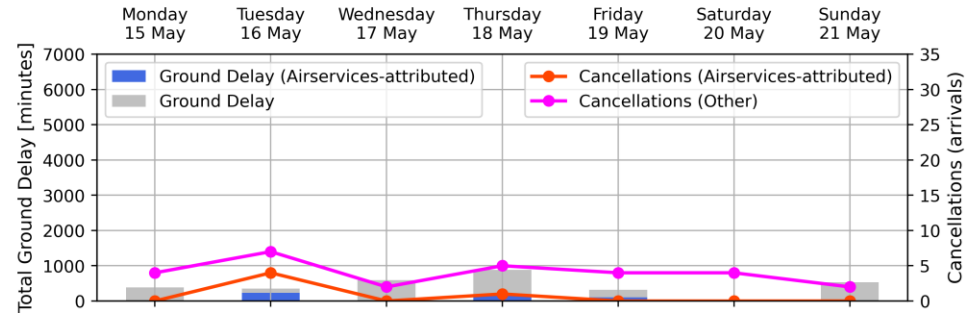
Perth Airport - Week starting 08 May 2023



| | Monday 08 May | Tuesday 09 May | Wednesday 10 May | Thursday 11 May | Friday 12 May | Saturday 13 May | Sunday 14 May |
|--------------------|------------------|-------------------|---------------------|--------------------|------------------|--------------------|------------------|
| Arrivals | 220 | 266 | 239 | 263 | 207 | 91 | 103 |
| Total Movements | 440 | 526 | 489 | 526 | 409 | 187 | 196 |
| GDP Hours | 8 | 14 | 16 | 14 | No GDP | No GDP | No GDP |
| GDP Compliance [%] | | | | | | | |
| - Qantas Group | 88 | 87 | 86 | 84 | N/A | N/A | N/A |
| - Jetstar | N/A | N/A | 100 | 100 | N/A | N/A | N/A |
| - Virgin Australia | 65 | 79 | 74 | 82 | N/A | N/A | N/A |
| - REX | 50 | 71 | 62 | 67 | N/A | N/A | N/A |
| - Other | 59 | 82 | 76 | 80 | N/A | N/A | N/A |

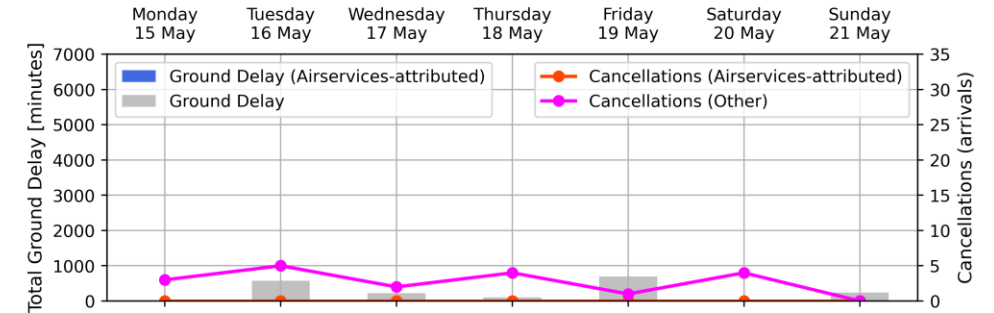
Weekly Airport Overview – Week starting 15 May 2023

Sydney KSA - Week starting 15 May 2023



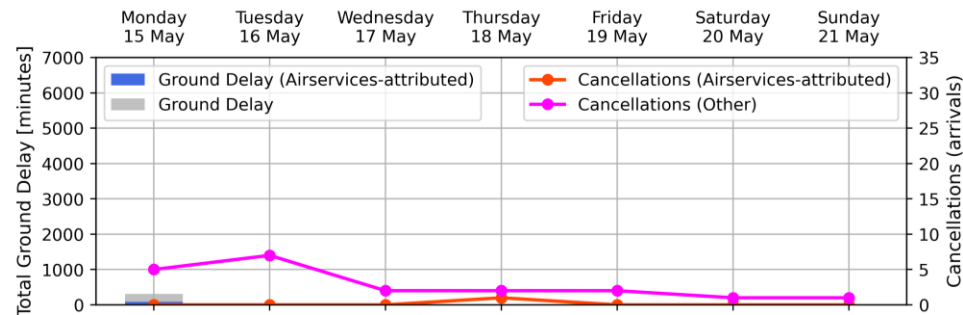
| | Monday 15 May | Tuesday 16 May | Wednesday 17 May | Thursday 18 May | Friday 19 May | Saturday 20 May | Sunday 21 May |
|--------------------|------------------|-------------------|---------------------|--------------------|------------------|--------------------|------------------|
| Arrivals | 450 | 416 | 427 | 448 | 461 | 341 | 364 |
| Total Movements | 891 | 836 | 860 | 896 | 931 | 658 | 741 |
| GDP Hours | 9 | 6 | 6 | 17 | 8 | No GDP | 11 |
| GDP Compliance [%] | | | | | | | |
| - Qantas Group | 78 | 62 | 96 | 90 | 87 | N/A | 83 |
| - Jetstar | 62 | 93 | 93 | 83 | 65 | N/A | 70 |
| - Virgin Australia | 79 | 81 | 97 | 90 | 72 | N/A | 83 |
| - REX | 85 | 89 | 84 | 85 | 86 | N/A | 79 |
| - Other | 100 | 50 | 67 | 91 | 33 | N/A | 0 |

Melbourne Airport - Week starting 15 May 2023



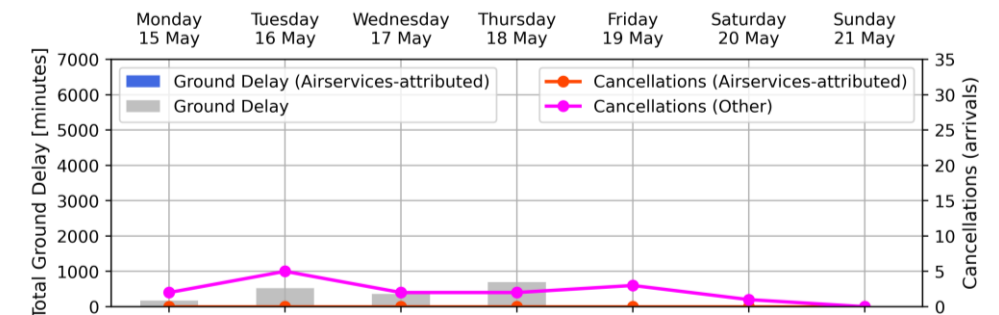
| | Monday 15 May | Tuesday 16 May | Wednesday 17 May | Thursday 18 May | Friday 19 May | Saturday 20 May | Sunday 21 May |
|--------------------|------------------|-------------------|---------------------|--------------------|------------------|--------------------|------------------|
| Arrivals | 328 | 317 | 326 | 336 | 351 | 265 | 295 |
| Total Movements | 656 | 628 | 651 | 675 | 704 | 518 | 604 |
| GDP Hours | No GDP | 10 | 9 | 10 | 18 | No GDP | 7 |
| GDP Compliance [%] | | | | | | | |
| - Qantas Group | N/A | 74 | 90 | 90 | 75 | N/A | 76 |
| - Jetstar | N/A | 75 | 73 | 100 | 70 | N/A | 64 |
| - Virgin Australia | N/A | 86 | 88 | 71 | 78 | N/A | 71 |
| - REX | N/A | 50 | 91 | 100 | 91 | N/A | 67 |
| - Other | N/A | 50 | 100 | N/A | 100 | N/A | 50 |

Brisbane Airport - Week starting 15 May 2023



| | Monday 15 May | Tuesday 16 May | Wednesday 17 May | Thursday 18 May | Friday 19 May | Saturday 20 May | Sunday 21 May |
|--------------------|------------------|-------------------|---------------------|--------------------|------------------|--------------------|------------------|
| Arrivals | 289 | 300 | 303 | 321 | 319 | 203 | 227 |
| Total Movements | 588 | 591 | 611 | 641 | 636 | 395 | 466 |
| GDP Hours | 10 | No GDP | No GDP | No GDP | No GDP | No GDP | No GDP |
| GDP Compliance [%] | | | | | | | |
| - Qantas Group | 62 | N/A | N/A | N/A | N/A | N/A | N/A |
| - Jetstar | 42 | N/A | N/A | N/A | N/A | N/A | N/A |
| - Virgin Australia | 89 | N/A | N/A | N/A | N/A | N/A | N/A |
| - REX | 50 | N/A | N/A | N/A | N/A | N/A | N/A |
| - Other | 82 | N/A | N/A | N/A | N/A | N/A | N/A |

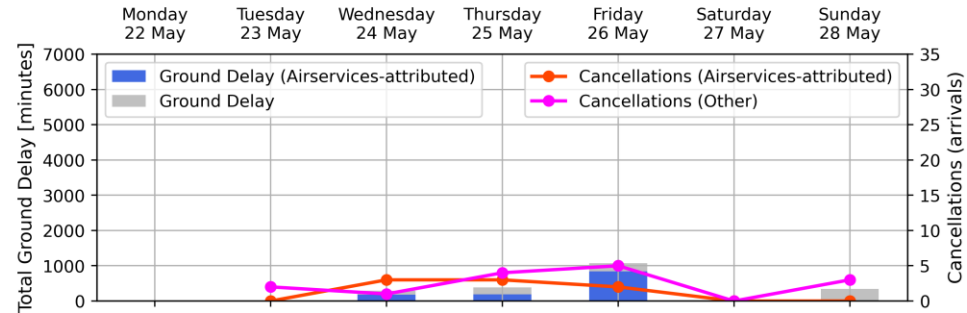
Perth Airport - Week starting 15 May 2023



| | Monday 15 May | Tuesday 16 May | Wednesday 17 May | Thursday 18 May | Friday 19 May | Saturday 20 May | Sunday 21 May |
|--------------------|------------------|-------------------|---------------------|--------------------|------------------|--------------------|------------------|
| Arrivals | 219 | 262 | 240 | 271 | 202 | 90 | 106 |
| Total Movements | 436 | 518 | 490 | 541 | 404 | 181 | 211 |
| GDP Hours | 6 | 14 | 14 | 14 | 1 | No GDP | No GDP |
| GDP Compliance [%] | | | | | | | |
| - Qantas Group | 80 | 80 | 88 | 85 | N/A | N/A | N/A |
| - Jetstar | N/A | 100 | 100 | 100 | N/A | N/A | N/A |
| - Virgin Australia | 69 | 87 | 69 | 79 | N/A | N/A | N/A |
| - REX | 67 | 100 | 86 | 80 | N/A | N/A | N/A |
| - Other | 59 | 82 | 83 | 74 | N/A | N/A | N/A |

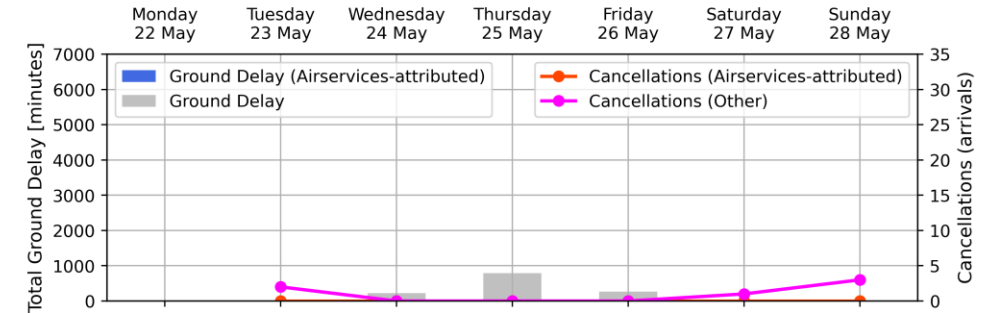
Weekly Airport Overview – Week starting 22 May 2023

Sydney KSA - Week starting 22 May 2023



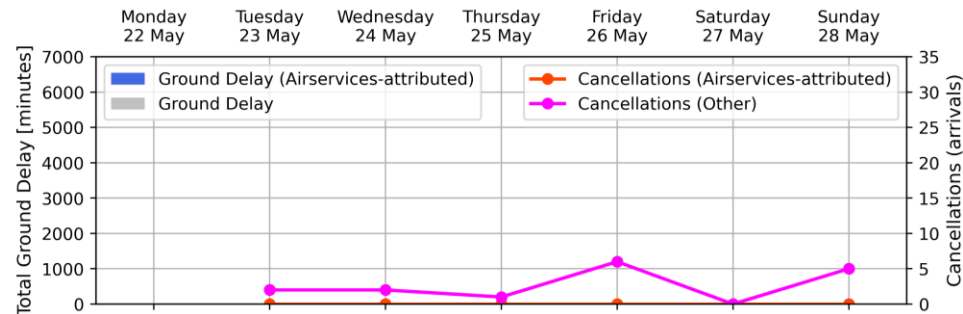
| | Monday | Tuesday | Wednesday | Thursday | Friday | Saturday | Sunday |
|--------------------|--------|---------|-----------|----------|--------|----------|--------|
| Arrivals | | 432 | 440 | 458 | 449 | 345 | 379 |
| Total Movements | | 861 | 886 | 915 | 912 | 666 | 769 |
| GDP Hours | | No GDP | 9 | 6 | 18 | No GDP | 6 |
| GDP Compliance [%] | | | | | | | |
| - Qantas Group | | N/A | 79 | 81 | 75 | N/A | 74 |
| - Jetstar | | N/A | 86 | 71 | 73 | N/A | 71 |
| - Virgin Australia | | N/A | 86 | 87 | 83 | N/A | 79 |
| - REX | | N/A | 84 | 71 | 82 | N/A | 87 |
| - Other | | N/A | 75 | 67 | 70 | N/A | 100 |

Melbourne Airport - Week starting 22 May 2023



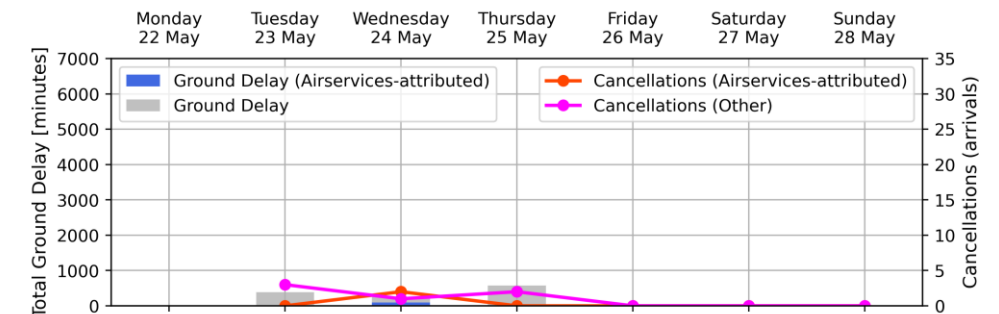
| | Monday | Tuesday | Wednesday | Thursday | Friday | Saturday | Sunday |
|--------------------|--------|---------|-----------|----------|--------|----------|--------|
| Arrivals | | 328 | 330 | 330 | 356 | 258 | 292 |
| Total Movements | | 654 | 654 | 674 | 709 | 503 | 602 |
| GDP Hours | | No GDP | 7 | 18 | 9 | No GDP | No GDP |
| GDP Compliance [%] | | | | | | | |
| - Qantas Group | | N/A | 89 | 76 | 80 | N/A | N/A |
| - Jetstar | | N/A | 75 | 70 | 54 | N/A | N/A |
| - Virgin Australia | | N/A | 78 | 78 | 71 | N/A | N/A |
| - REX | | N/A | 100 | 75 | 80 | N/A | N/A |
| - Other | | N/A | 100 | 50 | 67 | N/A | N/A |

Brisbane Airport - Week starting 22 May 2023



| | Monday | Tuesday | Wednesday | Thursday | Friday | Saturday | Sunday |
|--------------------|--------|---------|-----------|----------|--------|----------|--------|
| Arrivals | | 305 | 307 | 312 | 304 | 200 | 226 |
| Total Movements | | 604 | 614 | 626 | 606 | 389 | 466 |
| GDP Hours | | No GDP | No GDP | No GDP | No GDP | No GDP | No GDP |
| GDP Compliance [%] | | | | | | | |
| - Qantas Group | | N/A | N/A | N/A | N/A | N/A | N/A |
| - Jetstar | | N/A | N/A | N/A | N/A | N/A | N/A |
| - Virgin Australia | | N/A | N/A | N/A | N/A | N/A | N/A |
| - REX | | N/A | N/A | N/A | N/A | N/A | N/A |
| - Other | | N/A | N/A | N/A | N/A | N/A | N/A |

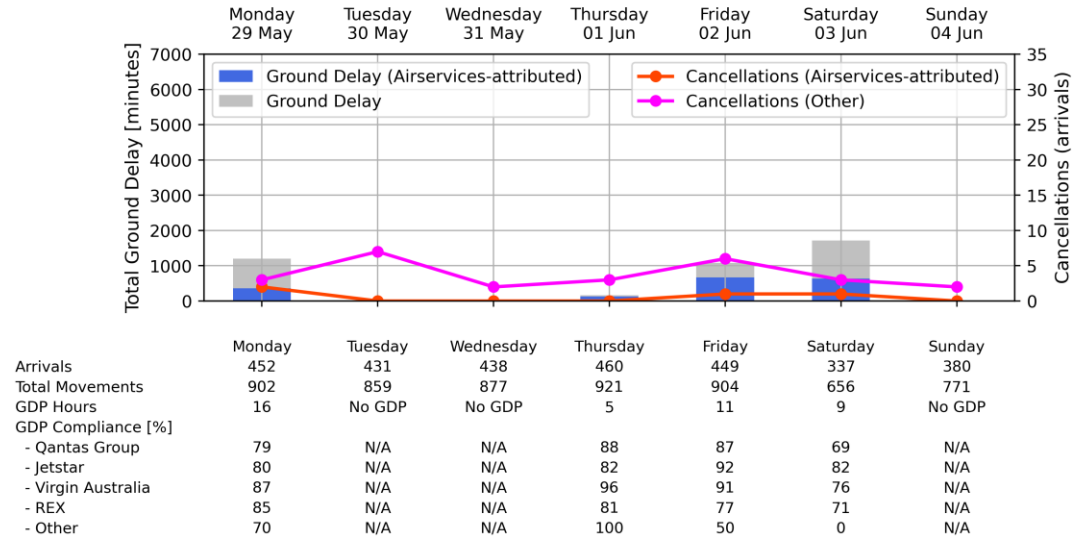
Perth Airport - Week starting 22 May 2023



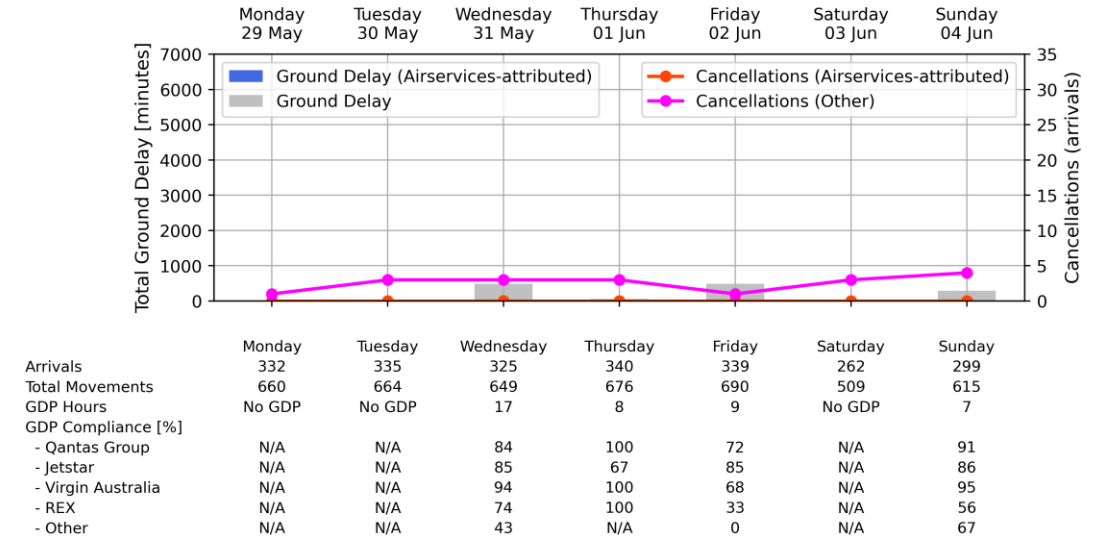
| | Monday | Tuesday | Wednesday | Thursday | Friday | Saturday | Sunday |
|--------------------|--------|---------|-----------|----------|--------|----------|--------|
| Arrivals | | 255 | 250 | 265 | 209 | 97 | 100 |
| Total Movements | | 506 | 493 | 531 | 416 | 196 | 194 |
| GDP Hours | | 14 | 6 | 14 | No GDP | No GDP | No GDP |
| GDP Compliance [%] | | | | | | | |
| - Qantas Group | | 93 | 89 | 88 | N/A | N/A | N/A |
| - Jetstar | | 0 | N/A | 100 | N/A | N/A | N/A |
| - Virgin Australia | | 92 | 84 | 79 | N/A | N/A | N/A |
| - REX | | 67 | 67 | 57 | N/A | N/A | N/A |
| - Other | | 71 | 61 | 71 | N/A | N/A | N/A |

Weekly Airport Overview – Week starting 29 May 2023

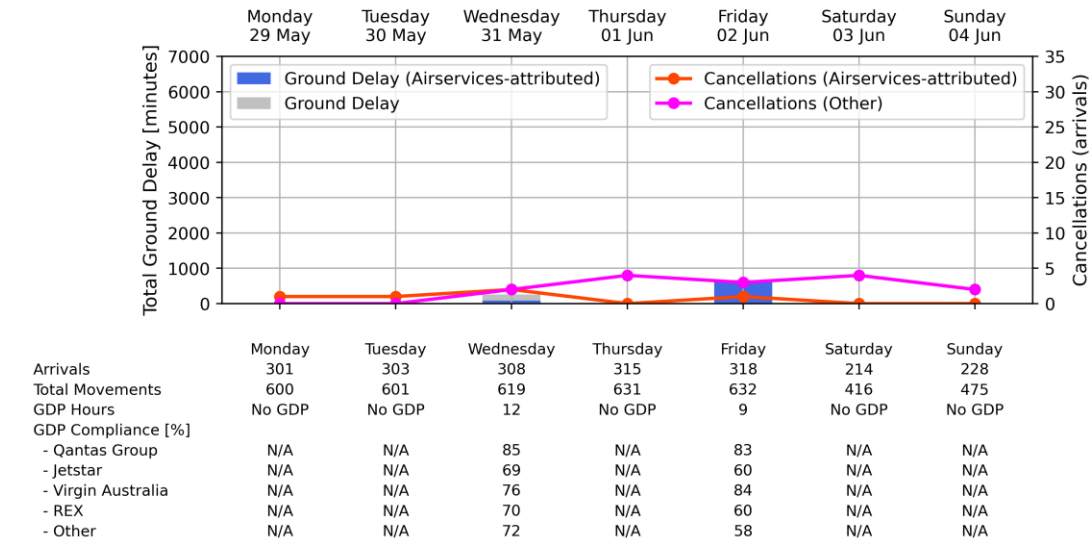
Sydney KSA - Week starting 29 May 2023



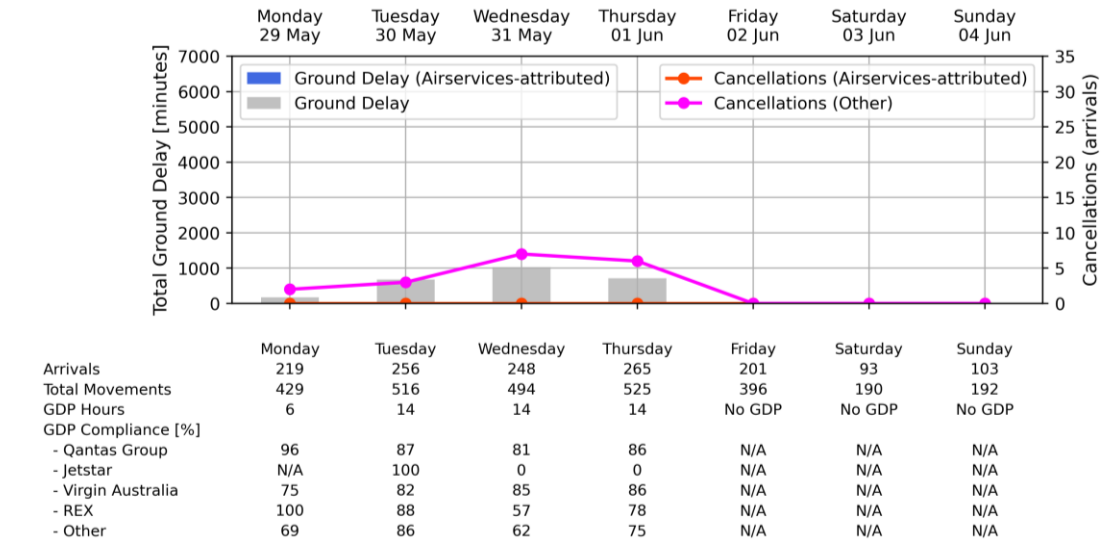
Melbourne Airport - Week starting 29 May 2023



Brisbane Airport - Week starting 29 May 2023

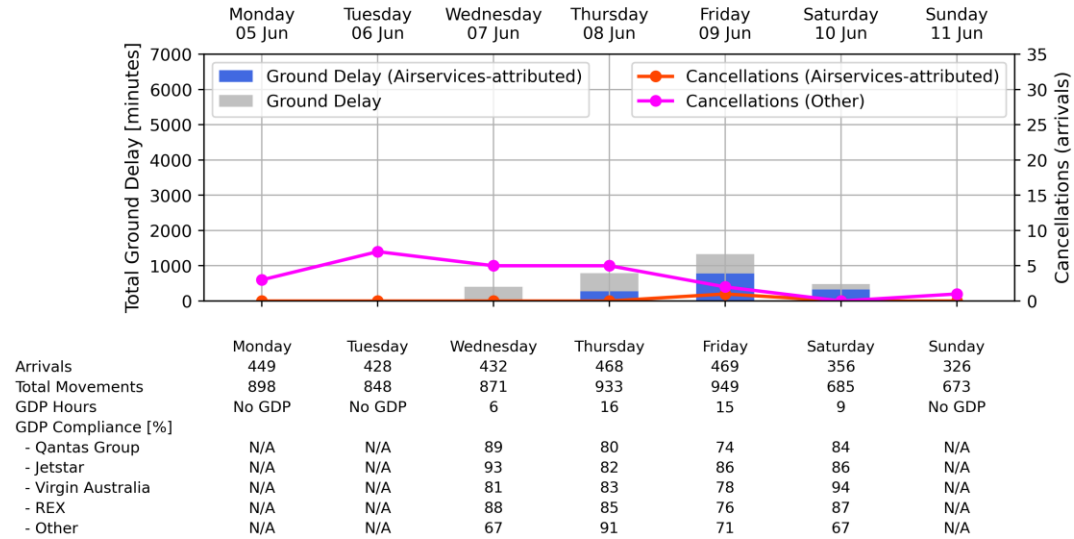


Perth Airport - Week starting 29 May 2023

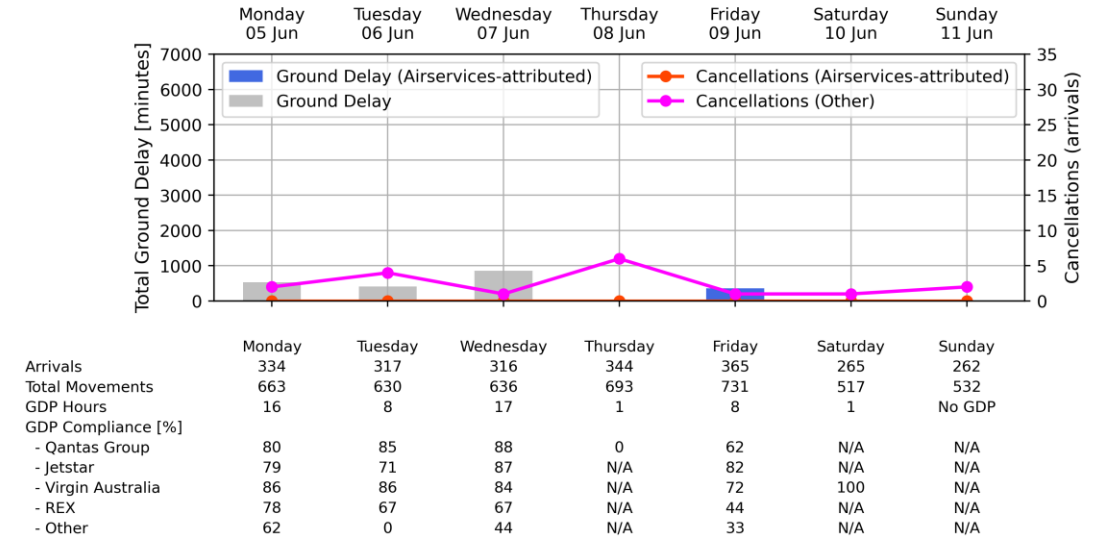


Weekly Airport Overview – Week starting 05 June 2023

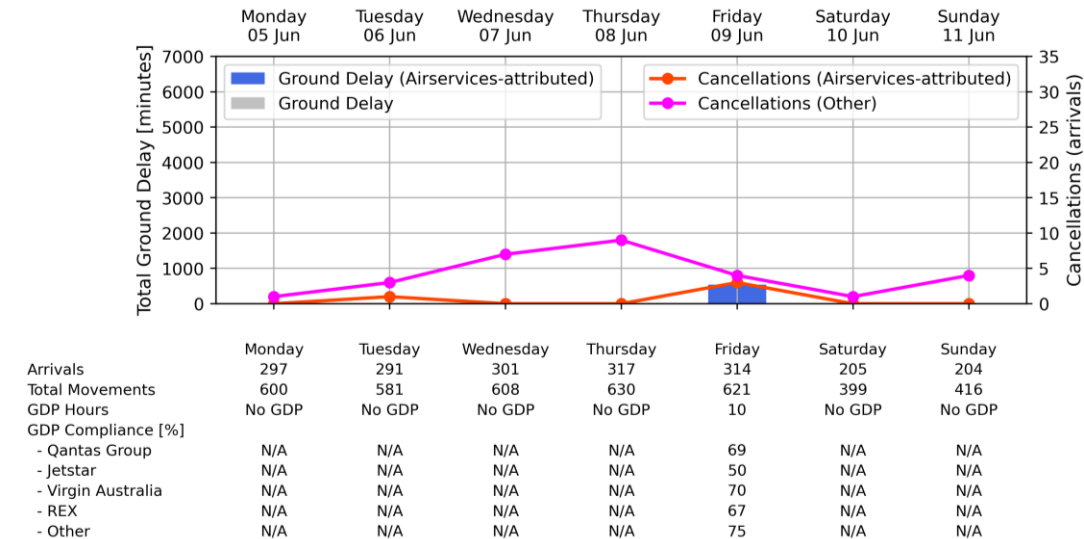
Sydney KSA - Week starting 05 Jun 2023



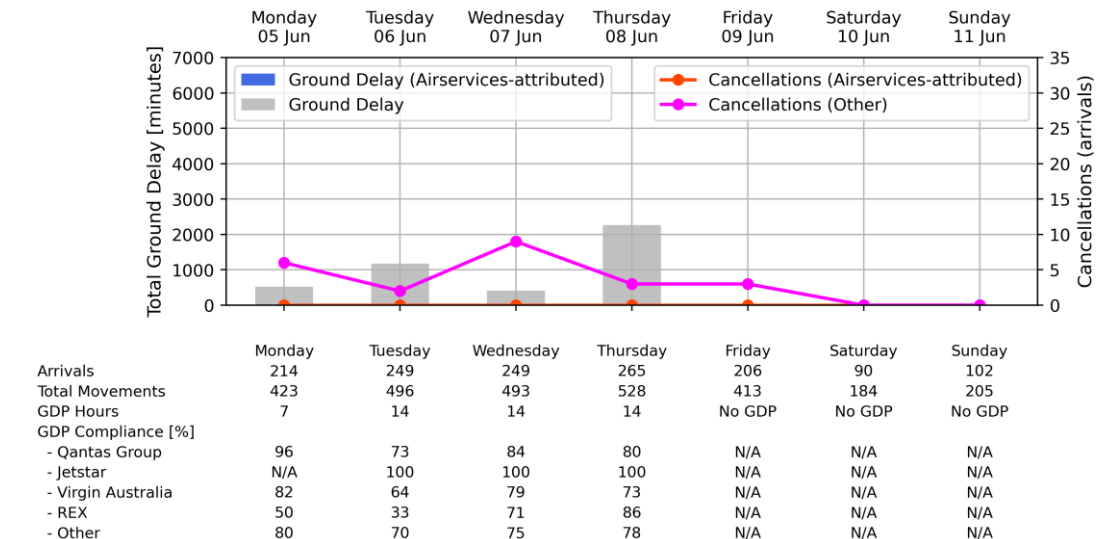
Melbourne Airport - Week starting 05 Jun 2023



Brisbane Airport - Week starting 05 Jun 2023

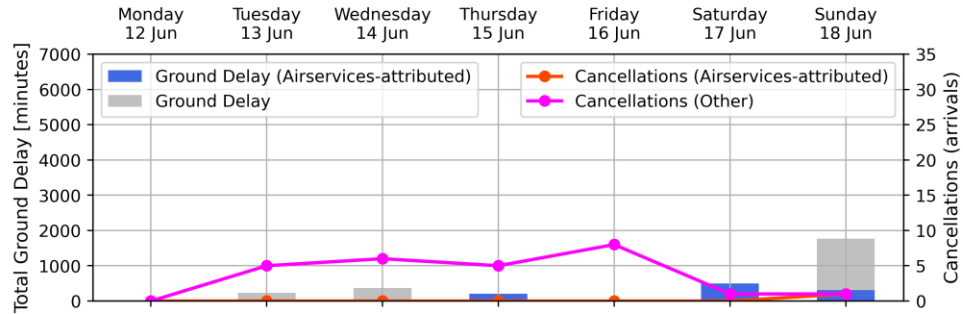


Perth Airport - Week starting 05 Jun 2023



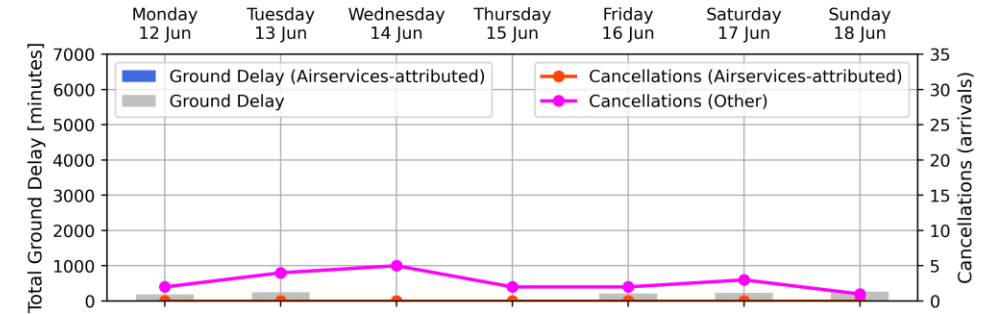
Weekly Airport Overview – Week starting 12 June 2023

Sydney KSA - Week starting 12 Jun 2023



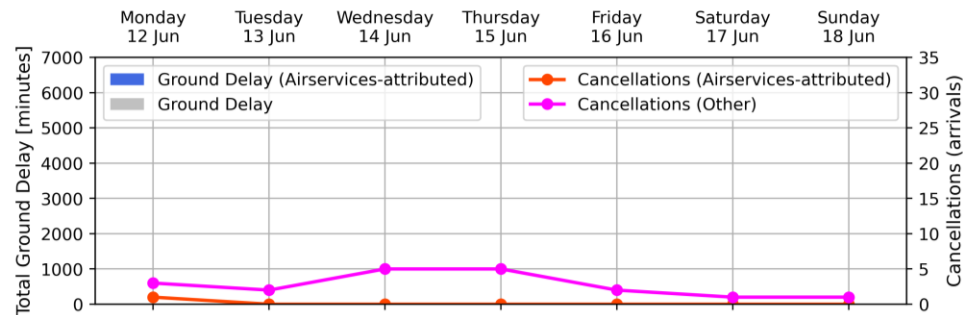
| | Monday 12 Jun | Tuesday 13 Jun | Wednesday 14 Jun | Thursday 15 Jun | Friday 16 Jun | Saturday 17 Jun | Sunday 18 Jun |
|--------------------|------------------|-------------------|---------------------|--------------------|------------------|--------------------|------------------|
| Arrivals | 421 | 433 | 438 | 457 | 462 | 348 | 372 |
| Total Movements | 842 | 857 | 887 | 905 | 931 | 678 | 754 |
| GDP Hours | No GDP | 7 | 10 | 5 | No GDP | 5 | 8 |
| GDP Compliance [%] | | | | | | | |
| - Qantas Group | N/A | 76 | 80 | 79 | N/A | 87 | 89 |
| - Jetstar | N/A | 100 | 90 | 67 | N/A | 85 | 77 |
| - Virgin Australia | N/A | 67 | 82 | 72 | N/A | 85 | 75 |
| - REX | N/A | 91 | 85 | 69 | N/A | 88 | 85 |
| - Other | N/A | 80 | 100 | 75 | N/A | 100 | 50 |

Melbourne Airport - Week starting 12 Jun 2023



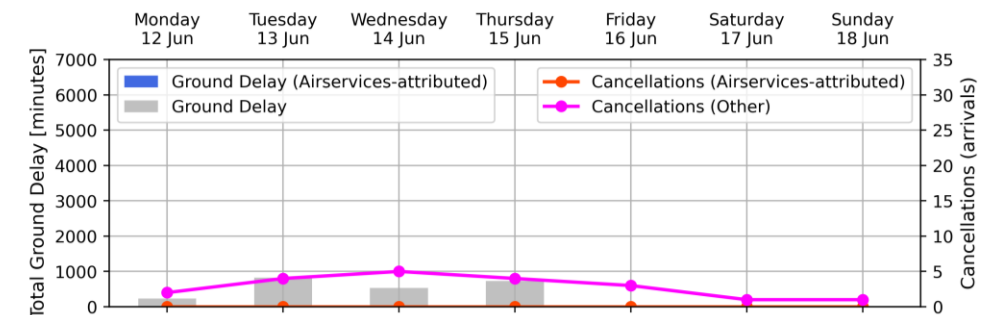
| | Monday 12 Jun | Tuesday 13 Jun | Wednesday 14 Jun | Thursday 15 Jun | Friday 16 Jun | Saturday 17 Jun | Sunday 18 Jun |
|--------------------|------------------|-------------------|---------------------|--------------------|------------------|--------------------|------------------|
| Arrivals | 322 | 329 | 326 | 341 | 348 | 256 | 291 |
| Total Movements | 643 | 646 | 657 | 686 | 704 | 499 | 598 |
| GDP Hours | 6 | 8 | No GDP | No GDP | 9 | 9 | 8 |
| GDP Compliance [%] | | | | | | | |
| - Qantas Group | 80 | 83 | N/A | N/A | 76 | 89 | 82 |
| - Jetstar | 80 | 88 | N/A | N/A | 89 | 61 | 74 |
| - Virgin Australia | 94 | 94 | N/A | N/A | 95 | 86 | 82 |
| - REX | 100 | 60 | N/A | N/A | 86 | 50 | 100 |
| - Other | 33 | 100 | N/A | N/A | 100 | 100 | 50 |

Brisbane Airport - Week starting 12 Jun 2023



| | Monday 12 Jun | Tuesday 13 Jun | Wednesday 14 Jun | Thursday 15 Jun | Friday 16 Jun | Saturday 17 Jun | Sunday 18 Jun |
|--------------------|------------------|-------------------|---------------------|--------------------|------------------|--------------------|------------------|
| Arrivals | 293 | 291 | 299 | 315 | 318 | 196 | 238 |
| Total Movements | 593 | 580 | 601 | 633 | 628 | 394 | 481 |
| GDP Hours | No GDP | No GDP | No GDP | No GDP | No GDP | No GDP | No GDP |
| GDP Compliance [%] | | | | | | | |
| - Qantas Group | N/A | N/A | N/A | N/A | N/A | N/A | N/A |
| - Jetstar | N/A | N/A | N/A | N/A | N/A | N/A | N/A |
| - Virgin Australia | N/A | N/A | N/A | N/A | N/A | N/A | N/A |
| - REX | N/A | N/A | N/A | N/A | N/A | N/A | N/A |
| - Other | N/A | N/A | N/A | N/A | N/A | N/A | N/A |

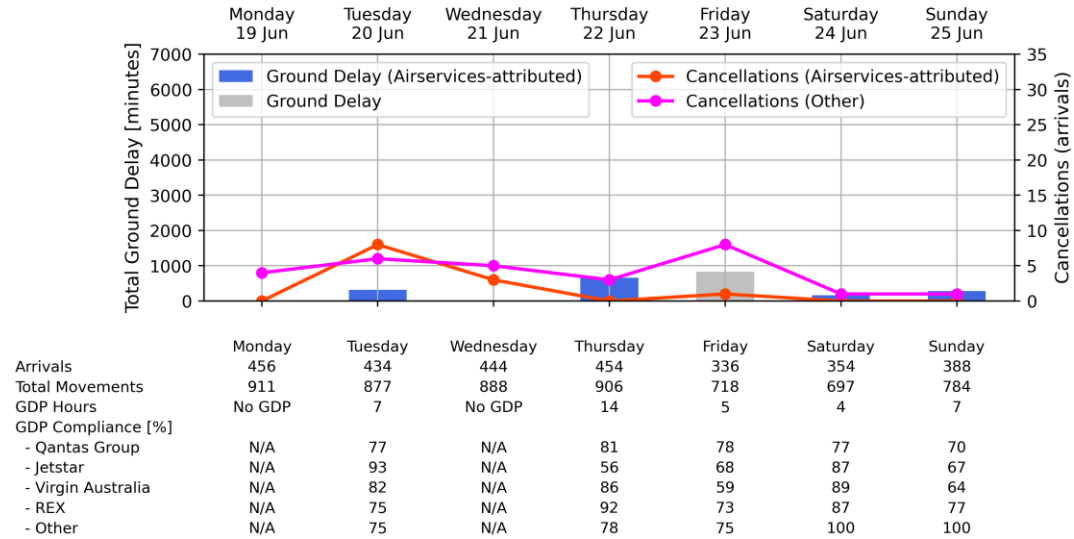
Perth Airport - Week starting 12 Jun 2023



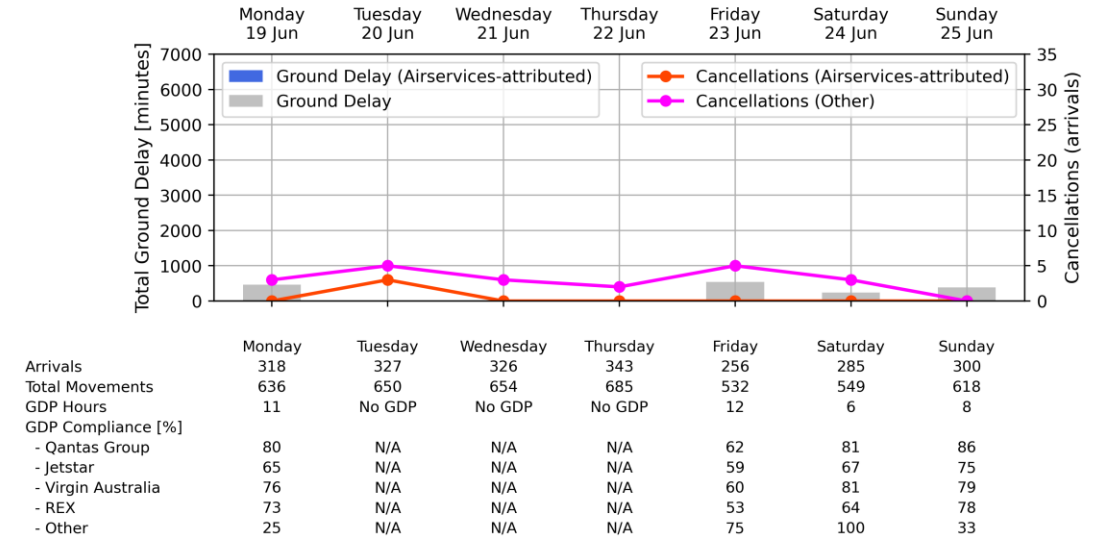
| | Monday 12 Jun | Tuesday 13 Jun | Wednesday 14 Jun | Thursday 15 Jun | Friday 16 Jun | Saturday 17 Jun | Sunday 18 Jun |
|--------------------|------------------|-------------------|---------------------|--------------------|------------------|--------------------|------------------|
| Arrivals | 219 | 262 | 238 | 269 | 212 | 93 | 105 |
| Total Movements | 430 | 520 | 484 | 527 | 418 | 190 | 202 |
| GDP Hours | 6 | 14 | 14 | 14 | No GDP | No GDP | No GDP |
| GDP Compliance [%] | | | | | | | |
| - Qantas Group | 84 | 82 | 83 | 95 | N/A | N/A | N/A |
| - Jetstar | N/A | 100 | 100 | 100 | N/A | N/A | N/A |
| - Virgin Australia | 75 | 79 | 74 | 67 | N/A | N/A | N/A |
| - REX | 67 | 86 | 86 | 71 | N/A | N/A | N/A |
| - Other | 89 | 67 | 86 | 84 | N/A | N/A | N/A |

Weekly Airport Overview – Week starting 19 June 2023

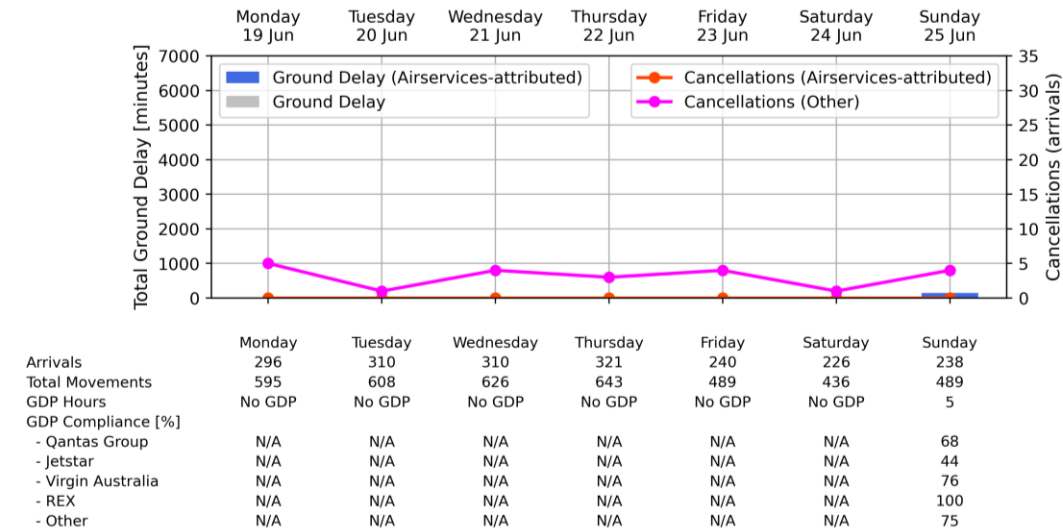
Sydney KSA - Week starting 19 Jun 2023



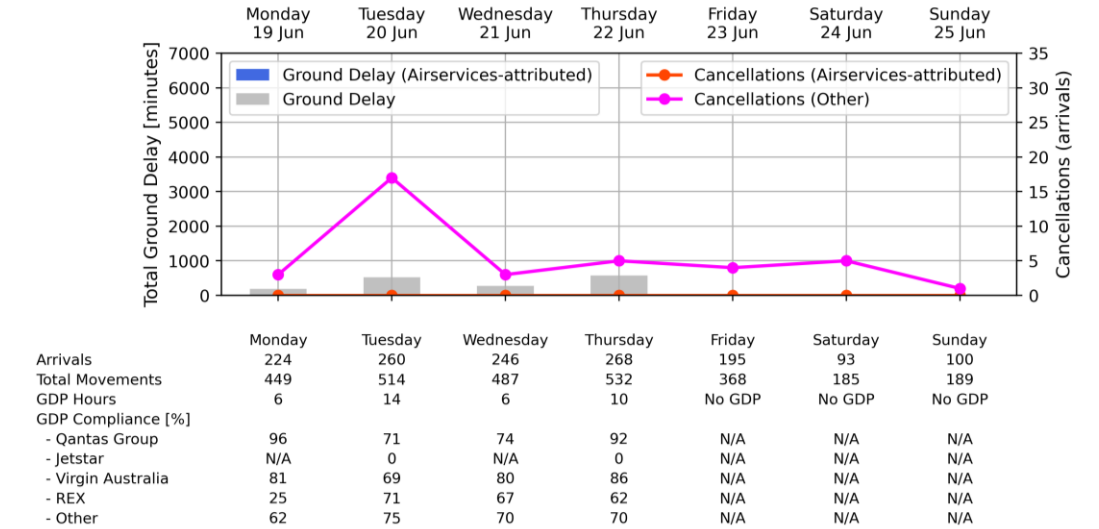
Melbourne Airport - Week starting 19 Jun 2023



Brisbane Airport - Week starting 19 Jun 2023

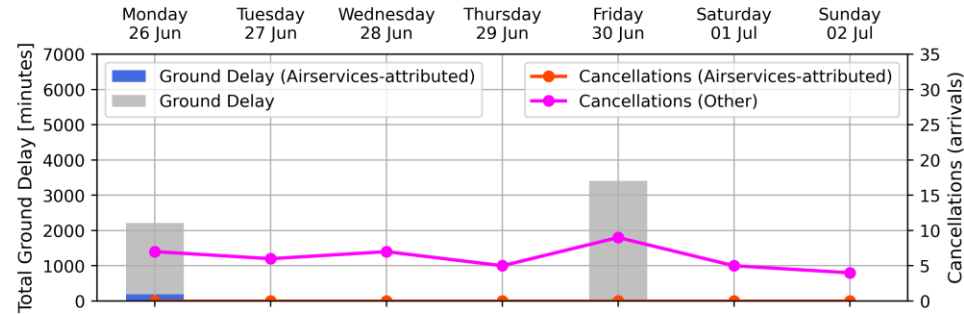


Perth Airport - Week starting 19 Jun 2023



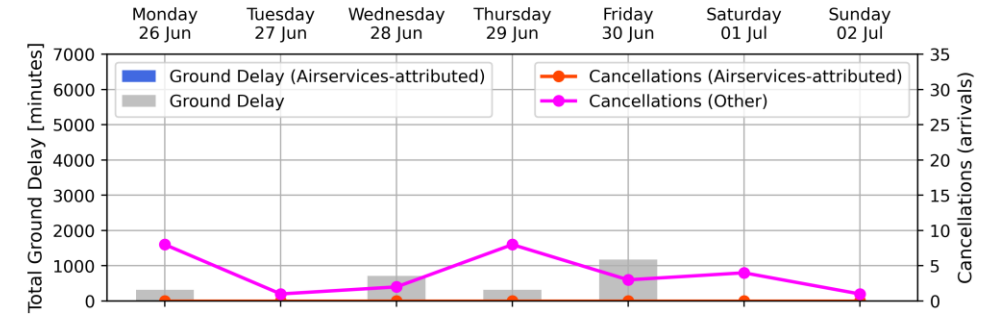
Weekly Airport Overview – Week starting 26 June 2023

Sydney KSA - Week starting 26 Jun 2023



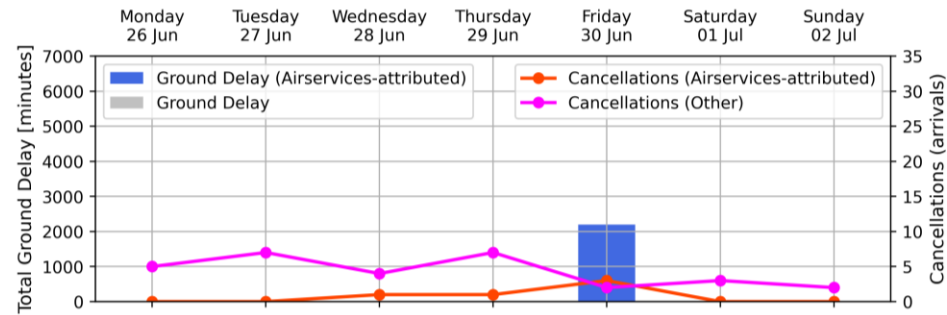
| | | | | | | | |
|--------------------|--------|---------|-----------|----------|--------|----------|--------|
| Arrivals | Monday | Tuesday | Wednesday | Thursday | Friday | Saturday | Sunday |
| Total Movements | 447 | 442 | 436 | 445 | 408 | 361 | 378 |
| GDP Hours | 16 | No GDP | No GDP | No GDP | 15 | No GDP | No GDP |
| GDP Compliance [%] | | | | | | | |
| - Qantas Group | 77 | N/A | N/A | N/A | 66 | N/A | N/A |
| - Jetstar | 66 | N/A | N/A | N/A | 63 | N/A | N/A |
| - Virgin Australia | 69 | N/A | N/A | N/A | 54 | N/A | N/A |
| - REX | 73 | N/A | N/A | N/A | 66 | N/A | N/A |
| - Other | 93 | N/A | N/A | N/A | 0 | N/A | N/A |

Melbourne Airport - Week starting 26 Jun 2023



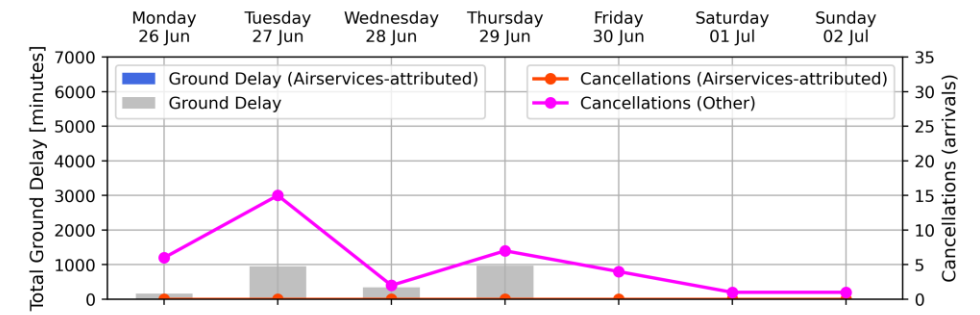
| | | | | | | | |
|--------------------|--------|---------|-----------|----------|--------|----------|--------|
| Arrivals | Monday | Tuesday | Wednesday | Thursday | Friday | Saturday | Sunday |
| Total Movements | 337 | 336 | 335 | 335 | 339 | 267 | 297 |
| GDP Hours | 6 | No GDP | 15 | 6 | 15 | No GDP | No GDP |
| GDP Compliance [%] | | | | | | | |
| - Qantas Group | 84 | N/A | 86 | 65 | 57 | N/A | N/A |
| - Jetstar | 87 | N/A | 66 | 59 | 59 | N/A | N/A |
| - Virgin Australia | 86 | N/A | 72 | 72 | 59 | N/A | N/A |
| - REX | 73 | N/A | 71 | 70 | 61 | N/A | N/A |
| - Other | 0 | N/A | 38 | 0 | 25 | N/A | N/A |

Brisbane Airport - Week starting 26 Jun 2023



| | | | | | | | |
|--------------------|--------|---------|-----------|----------|--------|----------|--------|
| Arrivals | Monday | Tuesday | Wednesday | Thursday | Friday | Saturday | Sunday |
| Total Movements | 292 | 313 | 310 | 303 | 298 | 217 | 242 |
| GDP Hours | No GDP | No GDP | No GDP | No GDP | 10 | No GDP | No GDP |
| GDP Compliance [%] | | | | | | | |
| - Qantas Group | N/A | N/A | N/A | N/A | 68 | N/A | N/A |
| - Jetstar | N/A | N/A | N/A | N/A | 55 | N/A | N/A |
| - Virgin Australia | N/A | N/A | N/A | N/A | 61 | N/A | N/A |
| - REX | N/A | N/A | N/A | N/A | 57 | N/A | N/A |
| - Other | N/A | N/A | N/A | N/A | 50 | N/A | N/A |

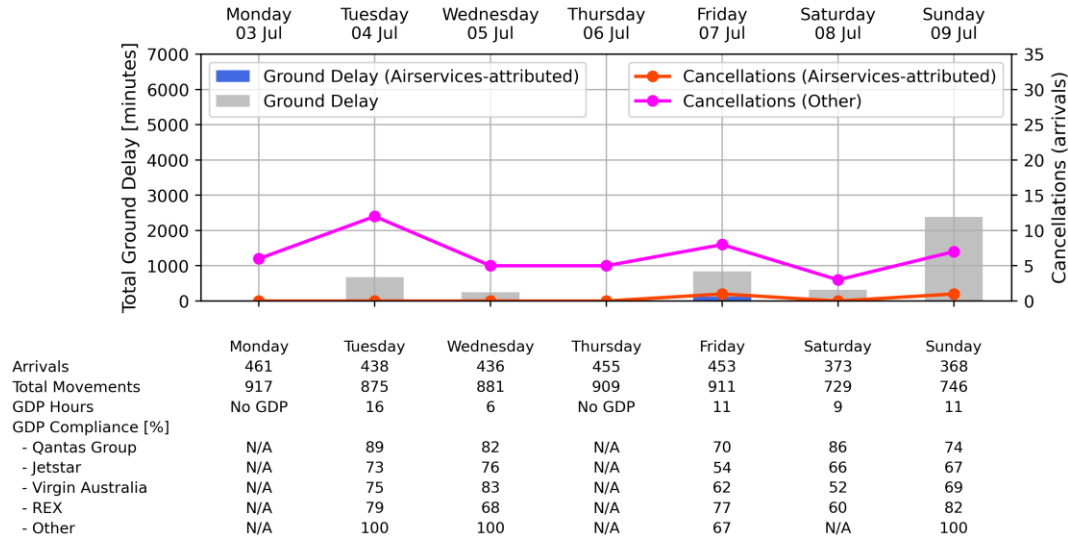
Perth Airport - Week starting 26 Jun 2023



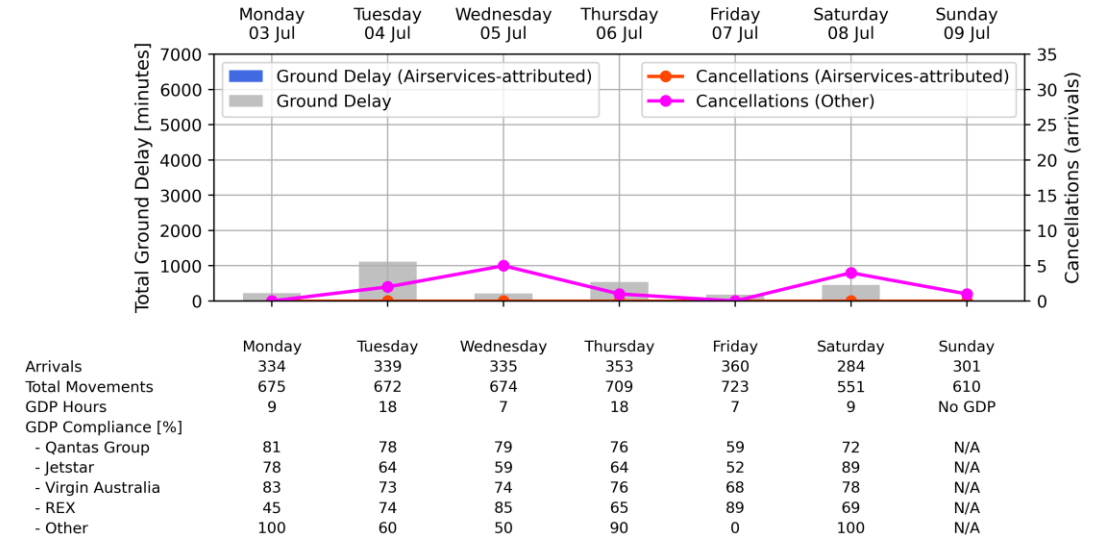
| | | | | | | | |
|--------------------|--------|---------|-----------|----------|--------|----------|--------|
| Arrivals | Monday | Tuesday | Wednesday | Thursday | Friday | Saturday | Sunday |
| Total Movements | 221 | 269 | 253 | 279 | 194 | 109 | 111 |
| GDP Hours | 3 | 9 | 4 | 9 | No GDP | No GDP | No GDP |
| GDP Compliance [%] | | | | | | | |
| - Qantas Group | 88 | 67 | 86 | 73 | N/A | N/A | N/A |
| - Jetstar | N/A | 0 | N/A | N/A | N/A | N/A | N/A |
| - Virgin Australia | 75 | 75 | 70 | 76 | N/A | N/A | N/A |
| - REX | 67 | 67 | 75 | 86 | N/A | N/A | N/A |
| - Other | 63 | 75 | 59 | 77 | N/A | N/A | N/A |

Weekly Airport Overview – Week starting 03 July 2023

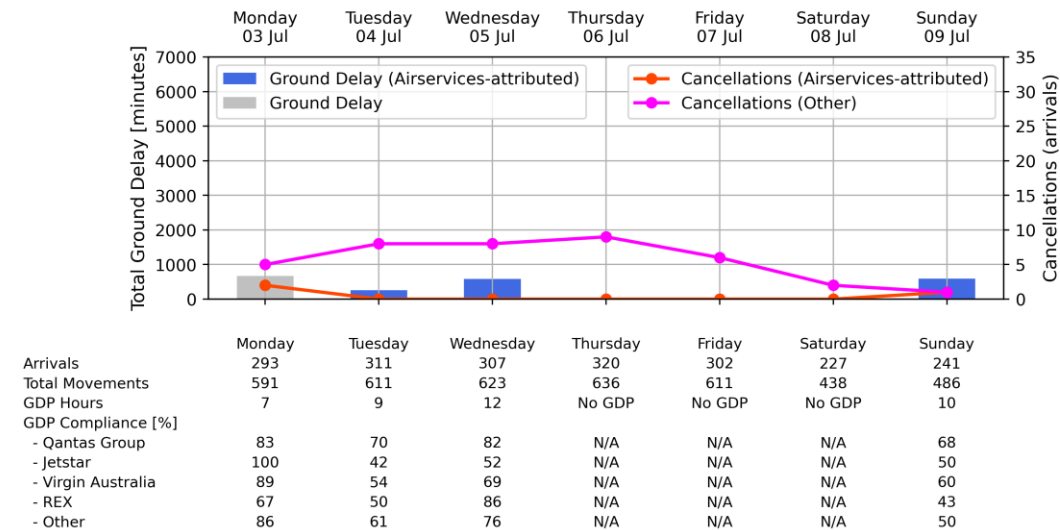
Sydney KSA - Week starting 03 Jul 2023



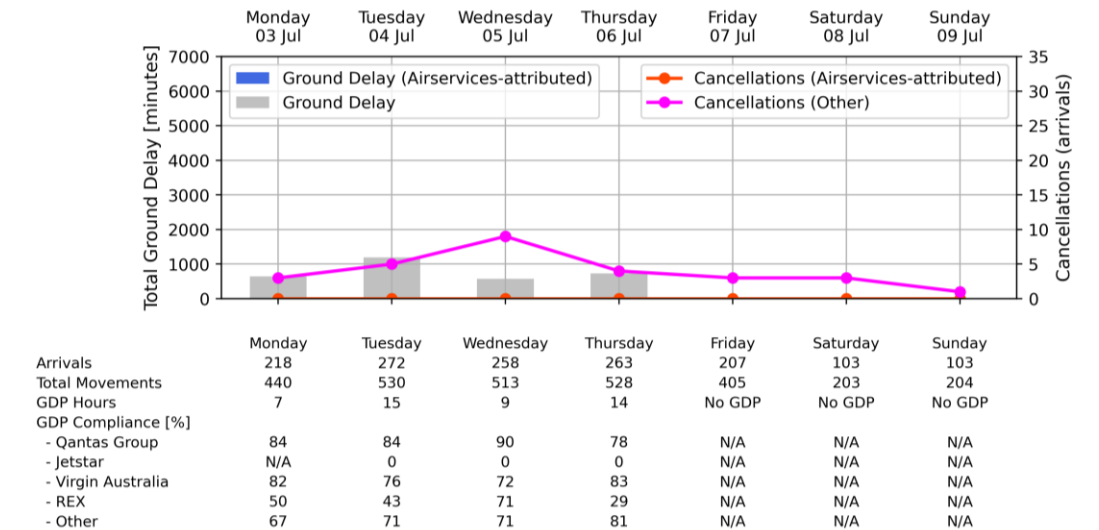
Melbourne Airport - Week starting 03 Jul 2023



Brisbane Airport - Week starting 03 Jul 2023

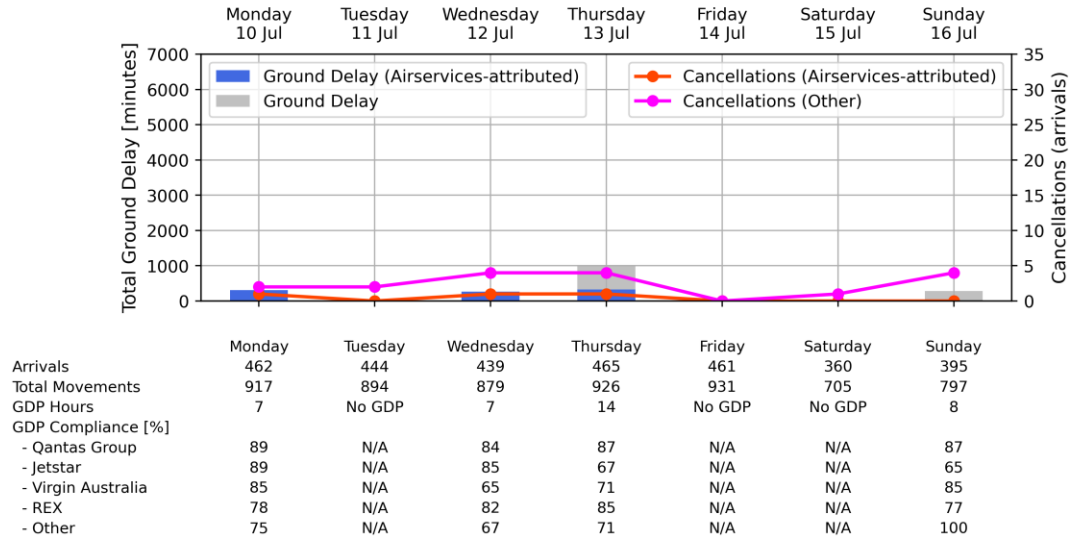


Perth Airport - Week starting 03 Jul 2023

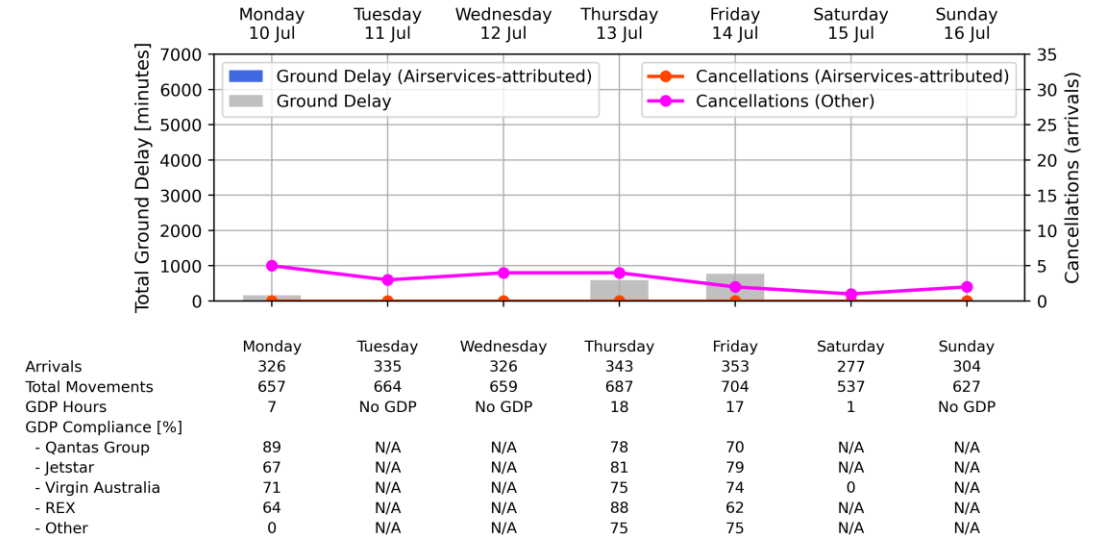


Weekly Airport Overview – Week starting 10 Jul 2023

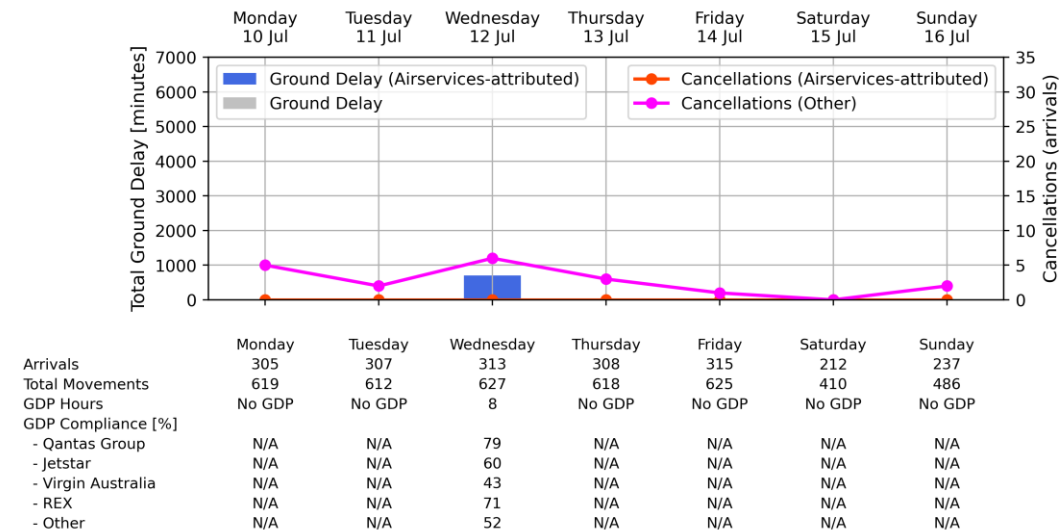
Sydney KSA - Week starting 10 Jul 2023



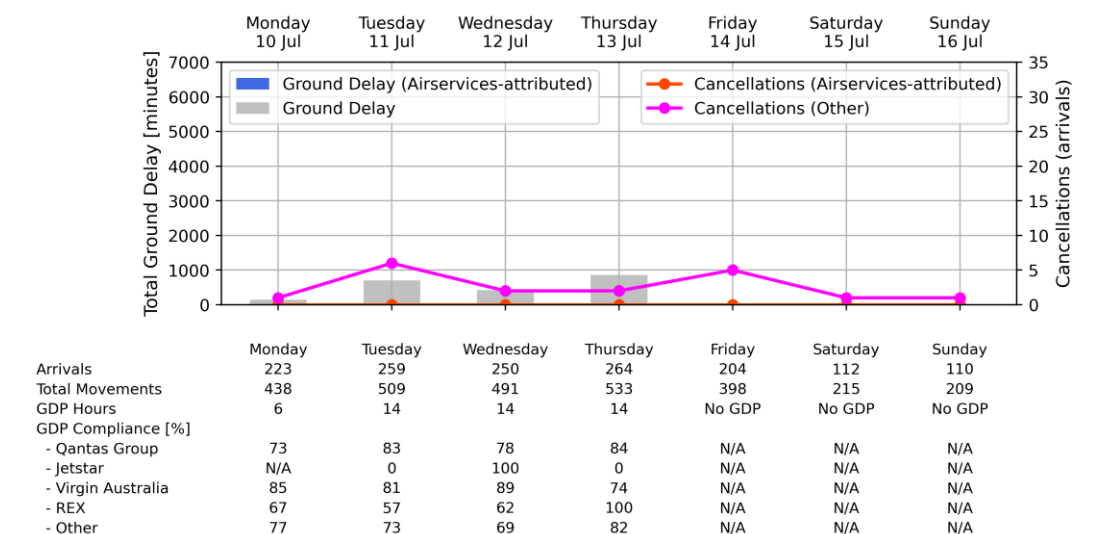
Melbourne Airport - Week starting 10 Jul 2023



Brisbane Airport - Week starting 10 Jul 2023

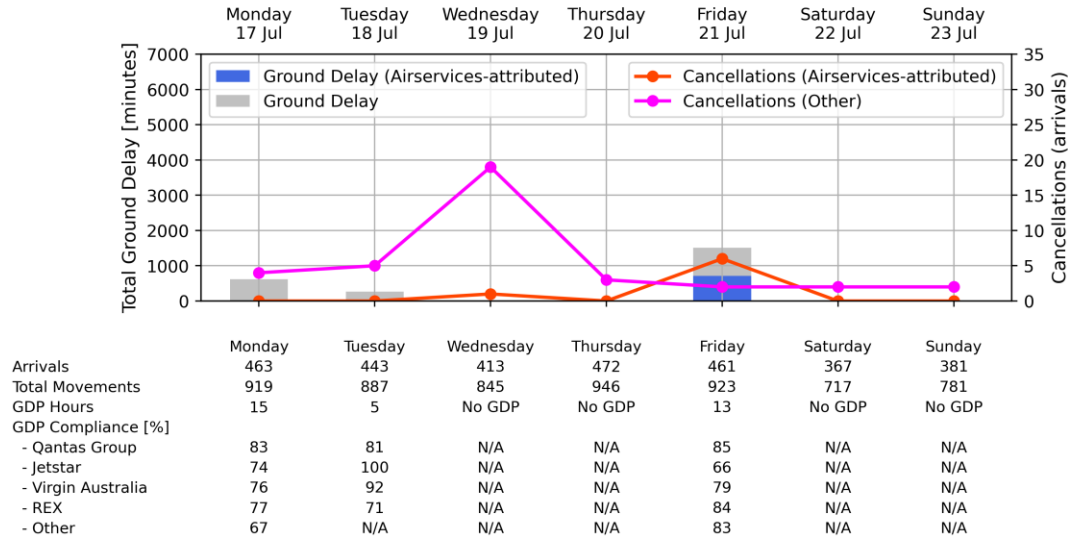


Perth Airport - Week starting 10 Jul 2023

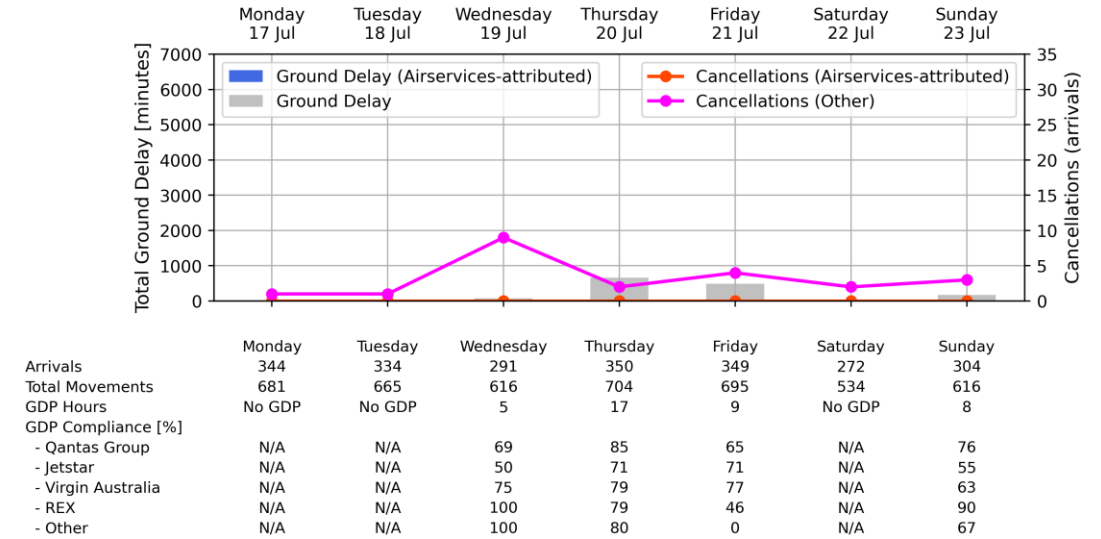


Weekly Airport Overview – Week starting 17 July 2023

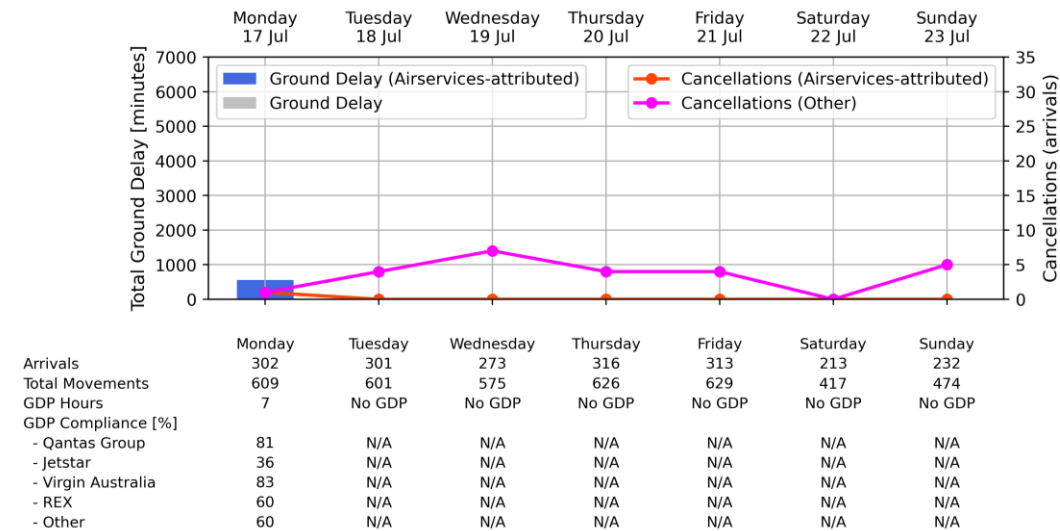
Sydney KSA - Week starting 17 Jul 2023



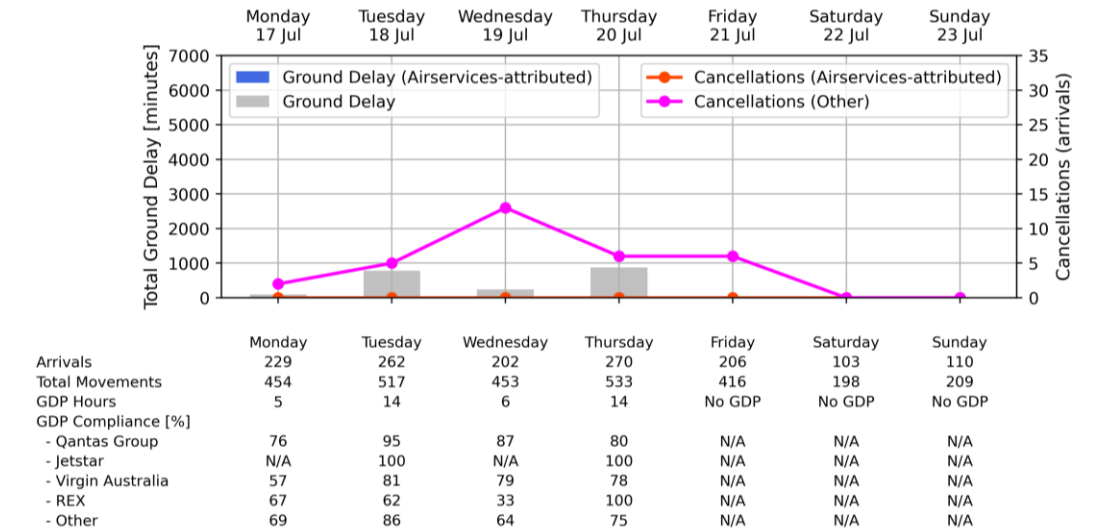
Melbourne Airport - Week starting 17 Jul 2023



Brisbane Airport - Week starting 17 Jul 2023

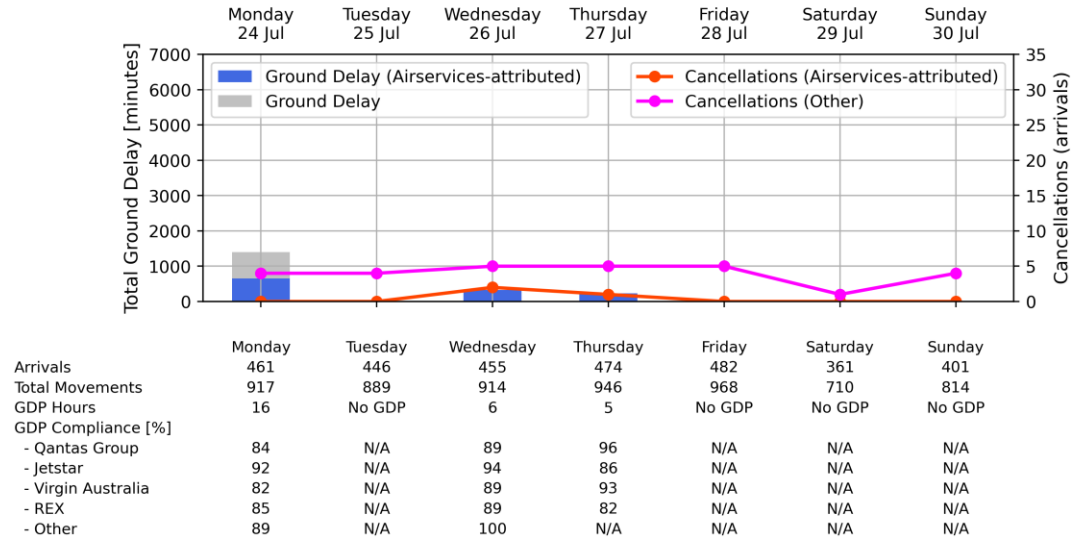


Perth Airport - Week starting 17 Jul 2023

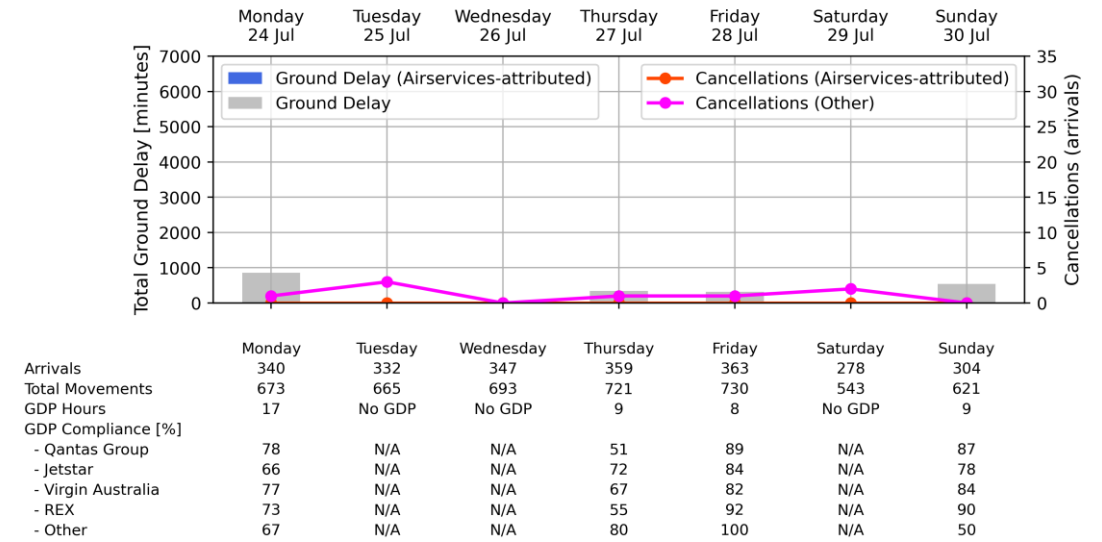


Weekly Airport Overview – Week starting 24 Jul 2023

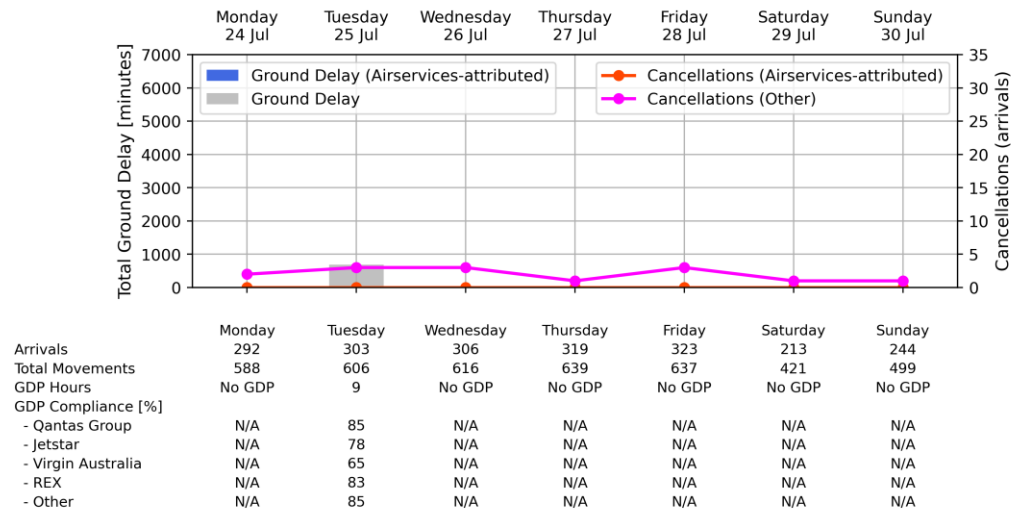
Sydney KSA - Week starting 24 Jul 2023



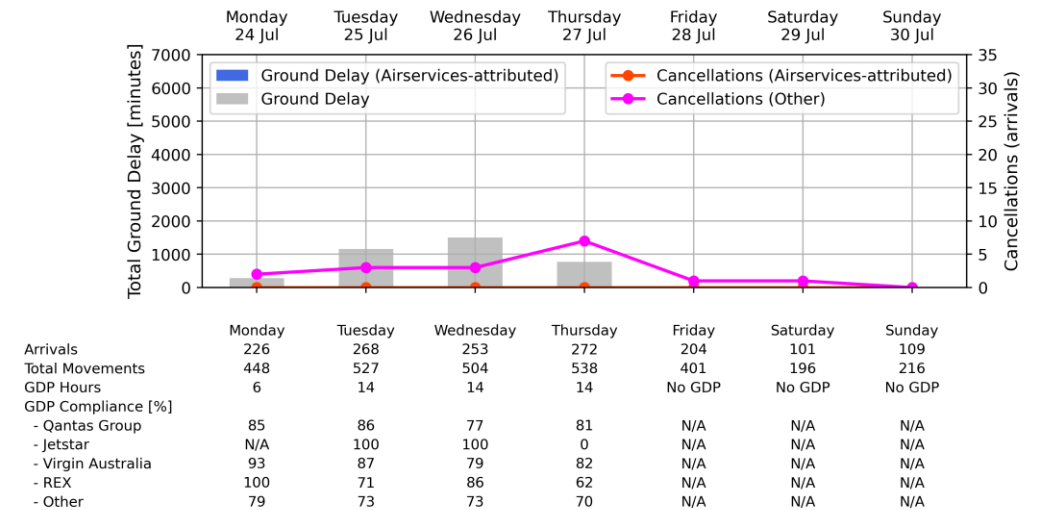
Melbourne Airport - Week starting 24 Jul 2023



Brisbane Airport - Week starting 24 Jul 2023

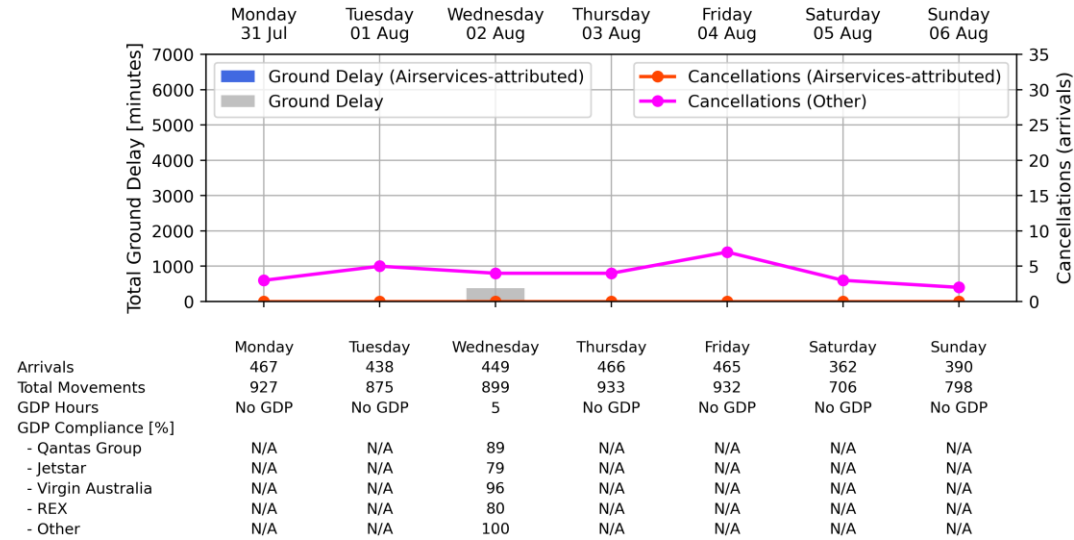


Perth Airport - Week starting 24 Jul 2023

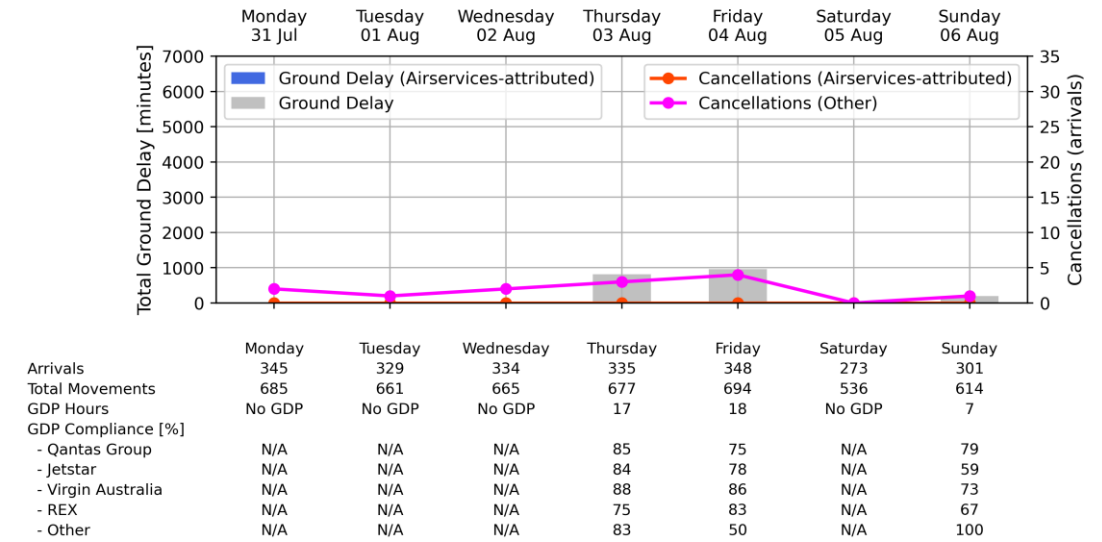


Weekly Airport Overview – Week starting 31 Jul 2023

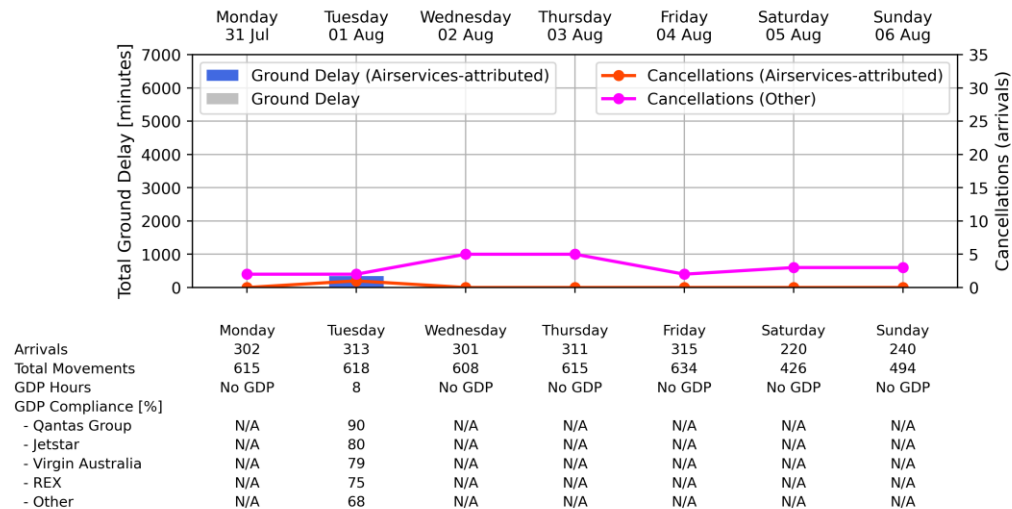
Sydney KSA - Week starting 31 Jul 2023



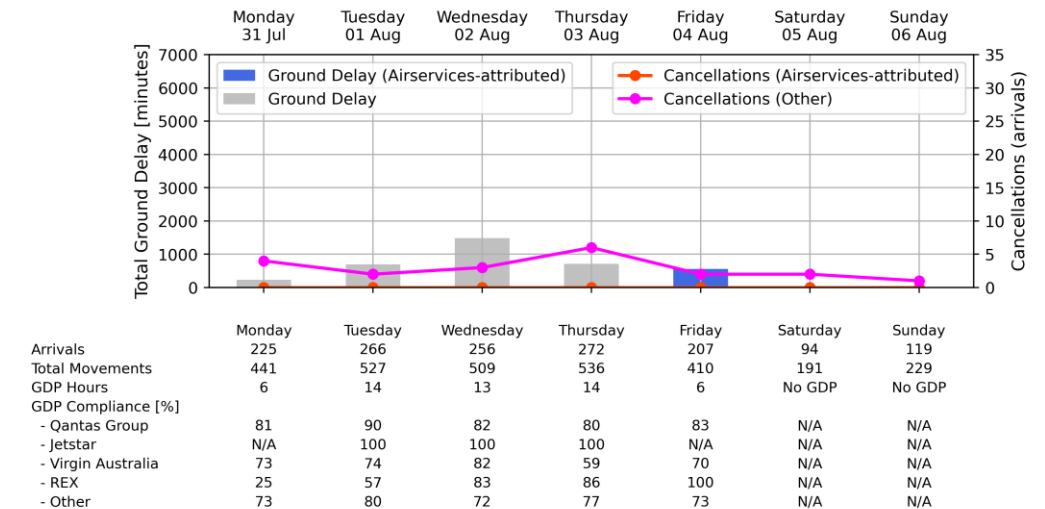
Melbourne Airport - Week starting 31 Jul 2023



Brisbane Airport - Week starting 31 Jul 2023

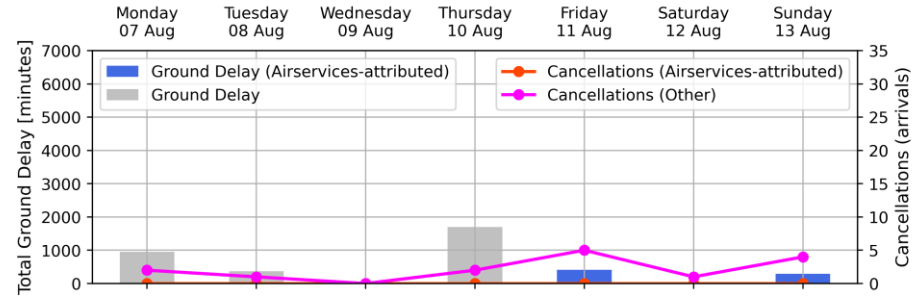


Perth Airport - Week starting 31 Jul 2023



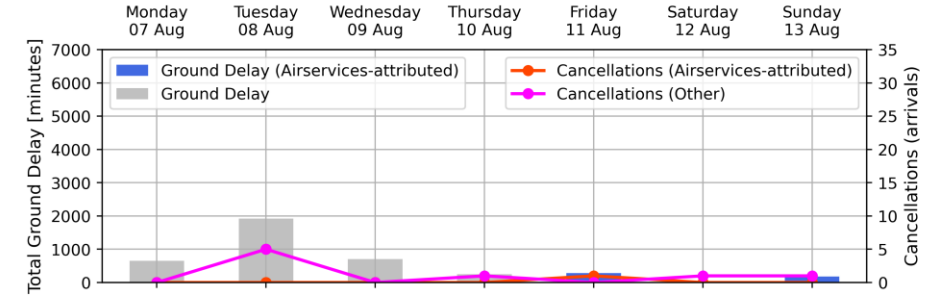
Weekly Airport Overview – Week starting 07 Aug 2023

Sydney KSA - Week starting 07 Aug 2023



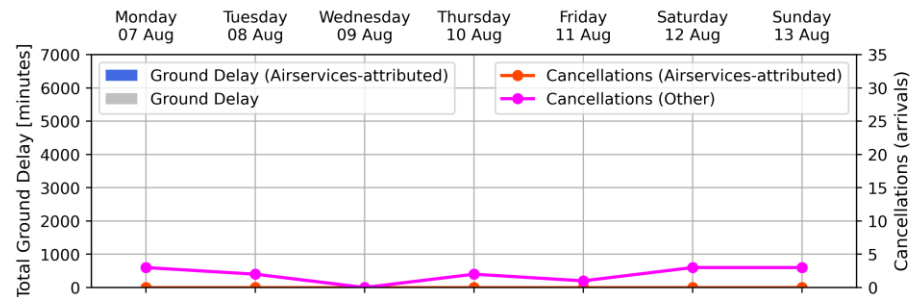
| | Monday 07 Aug | Tuesday 08 Aug | Wednesday 09 Aug | Thursday 10 Aug | Friday 11 Aug | Saturday 12 Aug | Sunday 13 Aug |
|--------------------|------------------|-------------------|---------------------|--------------------|------------------|--------------------|------------------|
| Arrivals | 457 | 437 | 448 | 468 | 469 | 365 | 383 |
| Total Movements | 906 | 875 | 906 | 929 | 940 | 710 | 784 |
| GDP Hours | 14 | 6 | No GDP | 12 | 7 | No GDP | 8 |
| GDP Compliance [%] | | | | | | | |
| - Qantas Group | 92 | 73 | N/A | 86 | 79 | N/A | 85 |
| - Jetstar | 70 | 62 | N/A | 69 | 85 | N/A | 80 |
| - Virgin Australia | 85 | 81 | N/A | 82 | 83 | N/A | 78 |
| - REX | 74 | 78 | N/A | 72 | 86 | N/A | 95 |
| - Other | 60 | 100 | N/A | 100 | 50 | N/A | 25 |

Melbourne Airport - Week starting 07 Aug 2023



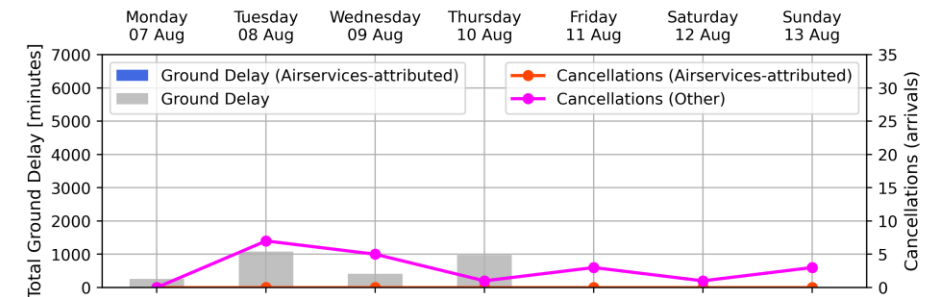
| | Monday 07 Aug | Tuesday 08 Aug | Wednesday 09 Aug | Thursday 10 Aug | Friday 11 Aug | Saturday 12 Aug | Sunday 13 Aug |
|--------------------|------------------|-------------------|---------------------|--------------------|------------------|--------------------|------------------|
| Arrivals | 330 | 319 | 343 | 352 | 351 | 276 | 300 |
| Total Movements | 661 | 640 | 675 | 703 | 708 | 539 | 615 |
| GDP Hours | 17 | 14 | 17 | 9 | 8 | No GDP | 6 |
| GDP Compliance [%] | | | | | | | |
| - Qantas Group | 82 | 67 | 92 | 83 | 77 | N/A | 72 |
| - Jetstar | 63 | 63 | 79 | 83 | 81 | N/A | 71 |
| - Virgin Australia | 83 | 52 | 88 | 91 | 79 | N/A | 75 |
| - REX | 71 | 69 | 87 | 82 | 50 | N/A | 88 |
| - Other | 67 | 50 | 83 | 50 | 67 | N/A | 100 |

Brisbane Airport - Week starting 07 Aug 2023



| | Monday 07 Aug | Tuesday 08 Aug | Wednesday 09 Aug | Thursday 10 Aug | Friday 11 Aug | Saturday 12 Aug | Sunday 13 Aug |
|--------------------|------------------|-------------------|---------------------|--------------------|------------------|--------------------|------------------|
| Arrivals | 309 | 304 | 308 | 309 | 318 | 213 | 240 |
| Total Movements | 617 | 602 | 626 | 618 | 633 | 415 | 491 |
| GDP Hours | No GDP | No GDP | No GDP | No GDP | No GDP | No GDP | No GDP |
| GDP Compliance [%] | | | | | | | |
| - Qantas Group | N/A | N/A | N/A | N/A | N/A | N/A | N/A |
| - Jetstar | N/A | N/A | N/A | N/A | N/A | N/A | N/A |
| - Virgin Australia | N/A | N/A | N/A | N/A | N/A | N/A | N/A |
| - REX | N/A | N/A | N/A | N/A | N/A | N/A | N/A |
| - Other | N/A | N/A | N/A | N/A | N/A | N/A | N/A |

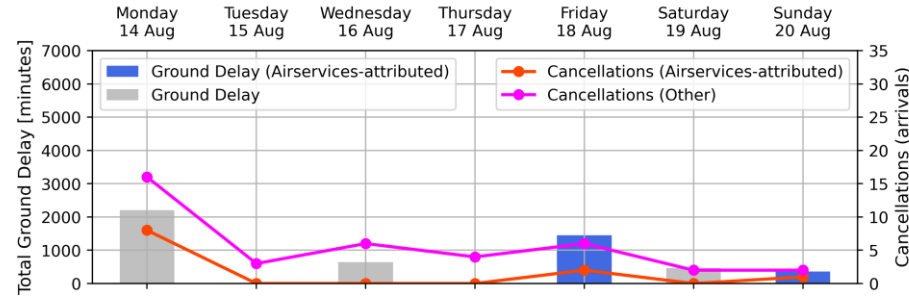
Perth Airport - Week starting 07 Aug 2023



| | Monday 07 Aug | Tuesday 08 Aug | Wednesday 09 Aug | Thursday 10 Aug | Friday 11 Aug | Saturday 12 Aug | Sunday 13 Aug |
|--------------------|------------------|-------------------|---------------------|--------------------|------------------|--------------------|------------------|
| Arrivals | 228 | 265 | 262 | 274 | 204 | 96 | 107 |
| Total Movements | 446 | 521 | 519 | 539 | 411 | 193 | 199 |
| GDP Hours | 6 | 14 | 14 | 14 | No GDP | No GDP | No GDP |
| GDP Compliance [%] | | | | | | | |
| - Qantas Group | 92 | 83 | 87 | 89 | N/A | N/A | N/A |
| - Jetstar | N/A | 0 | 0 | 100 | N/A | N/A | N/A |
| - Virgin Australia | 73 | 85 | 80 | 82 | N/A | N/A | N/A |
| - REX | 33 | 0 | 20 | 71 | N/A | N/A | N/A |
| - Other | 67 | 70 | 75 | 79 | N/A | N/A | N/A |

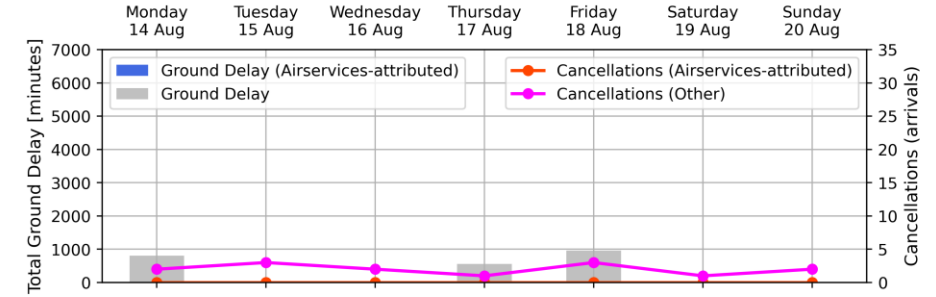
Weekly Airport Overview – Week starting 14 Aug 2023

Sydney KSA - Week starting 14 Aug 2023



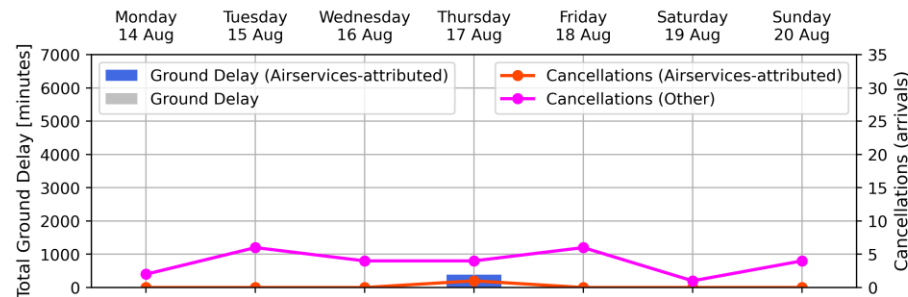
| | Monday 14 Aug | Tuesday 15 Aug | Wednesday 16 Aug | Thursday 17 Aug | Friday 18 Aug | Saturday 19 Aug | Sunday 20 Aug |
|--------------------|------------------|-------------------|---------------------|--------------------|------------------|--------------------|------------------|
| Arrivals | 435 | 444 | 467 | 470 | 439 | 367 | 396 |
| Total Movements | 868 | 886 | 931 | 943 | 882 | 720 | 795 |
| GDP Hours | 17 | No GDP | 6 | No GDP | 18 | 11 | 7 |
| GDP Compliance [%] | | | | | | | |
| - Qantas Group | 88 | N/A | 82 | N/A | 77 | 83 | 75 |
| - Jetstar | 66 | N/A | 67 | N/A | 64 | 78 | 63 |
| - Virgin Australia | 75 | N/A | 78 | N/A | 66 | 81 | 79 |
| - REX | 89 | N/A | 79 | N/A | 67 | 82 | 77 |
| - Other | 78 | N/A | 100 | N/A | 83 | N/A | 100 |

Melbourne Airport - Week starting 14 Aug 2023



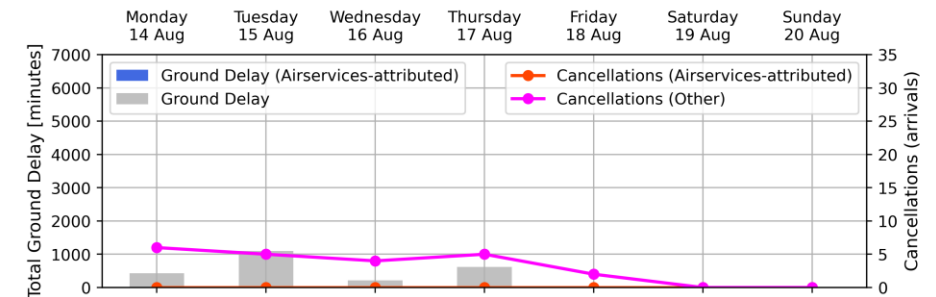
| | Monday 14 Aug | Tuesday 15 Aug | Wednesday 16 Aug | Thursday 17 Aug | Friday 18 Aug | Saturday 19 Aug | Sunday 20 Aug |
|--------------------|------------------|-------------------|---------------------|--------------------|------------------|--------------------|------------------|
| Arrivals | 327 | 338 | 332 | 350 | 355 | 277 | 306 |
| Total Movements | 658 | 668 | 662 | 706 | 710 | 538 | 627 |
| GDP Hours | 17 | No GDP | No GDP | 11 | 18 | No GDP | No GDP |
| GDP Compliance [%] | | | | | | | |
| - Qantas Group | 73 | N/A | N/A | 65 | 71 | N/A | N/A |
| - Jetstar | 61 | N/A | N/A | 82 | 69 | N/A | N/A |
| - Virgin Australia | 73 | N/A | N/A | 74 | 67 | N/A | N/A |
| - REX | 88 | N/A | N/A | 86 | 68 | N/A | N/A |
| - Other | 62 | N/A | N/A | 67 | 71 | N/A | N/A |

Brisbane Airport - Week starting 14 Aug 2023



| | Monday 14 Aug | Tuesday 15 Aug | Wednesday 16 Aug | Thursday 17 Aug | Friday 18 Aug | Saturday 19 Aug | Sunday 20 Aug |
|--------------------|------------------|-------------------|---------------------|--------------------|------------------|--------------------|------------------|
| Arrivals | 301 | 300 | 310 | 324 | 315 | 214 | 253 |
| Total Movements | 602 | 599 | 627 | 641 | 626 | 427 | 509 |
| GDP Hours | No GDP | No GDP | No GDP | 8 | No GDP | No GDP | No GDP |
| GDP Compliance [%] | | | | | | | |
| - Qantas Group | N/A | N/A | N/A | 68 | N/A | N/A | N/A |
| - Jetstar | N/A | N/A | N/A | 67 | N/A | N/A | N/A |
| - Virgin Australia | N/A | N/A | N/A | 62 | N/A | N/A | N/A |
| - REX | N/A | N/A | N/A | 60 | N/A | N/A | N/A |
| - Other | N/A | N/A | N/A | 81 | N/A | N/A | N/A |

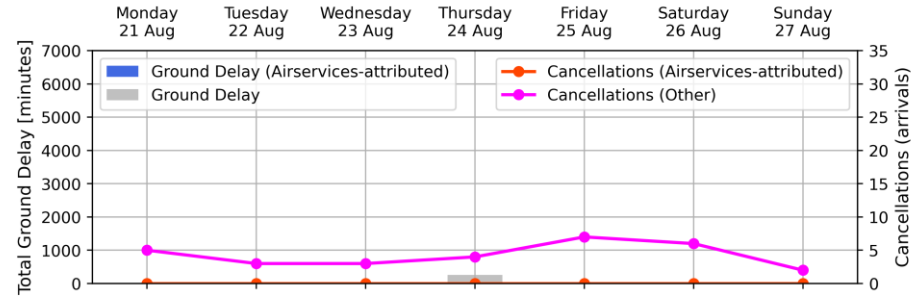
Perth Airport - Week starting 14 Aug 2023



| | Monday 14 Aug | Tuesday 15 Aug | Wednesday 16 Aug | Thursday 17 Aug | Friday 18 Aug | Saturday 19 Aug | Sunday 20 Aug |
|--------------------|------------------|-------------------|---------------------|--------------------|------------------|--------------------|------------------|
| Arrivals | 234 | 264 | 249 | 269 | 216 | 101 | 109 |
| Total Movements | 462 | 519 | 493 | 533 | 430 | 199 | 206 |
| GDP Hours | 6 | 15 | 6 | 14 | No GDP | No GDP | No GDP |
| GDP Compliance [%] | | | | | | | |
| - Qantas Group | 84 | 72 | 96 | 81 | N/A | N/A | N/A |
| - Jetstar | N/A | 0 | N/A | 0 | N/A | N/A | N/A |
| - Virgin Australia | 71 | 65 | 74 | 86 | N/A | N/A | N/A |
| - REX | 33 | 57 | 100 | 57 | N/A | N/A | N/A |
| - Other | 69 | 56 | 83 | 72 | N/A | N/A | N/A |

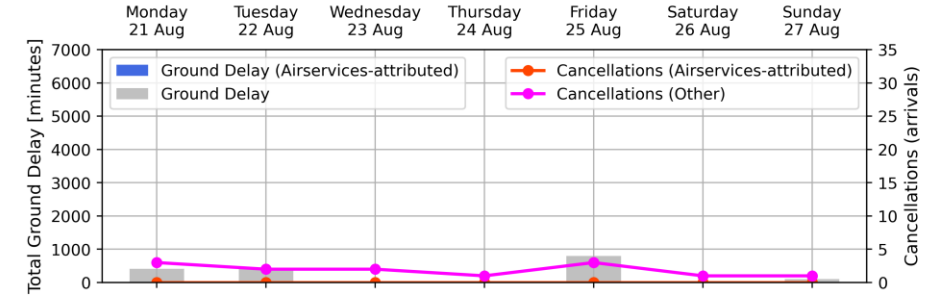
Weekly Airport Overview – Week starting 21 Aug 2023

Sydney KSA - Week starting 21 Aug 2023



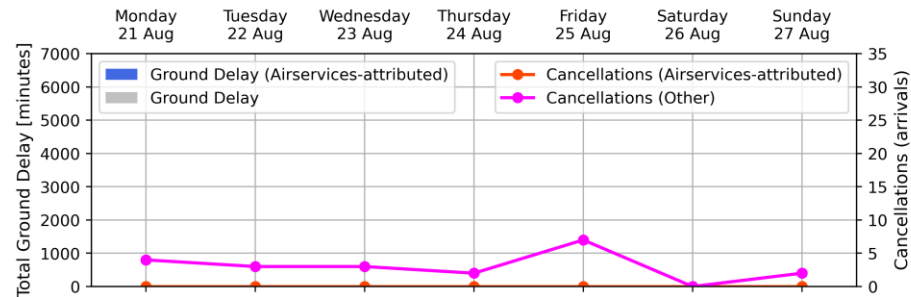
| | Monday 21 Aug | Tuesday 22 Aug | Wednesday 23 Aug | Thursday 24 Aug | Friday 25 Aug | Saturday 26 Aug | Sunday 27 Aug |
|---------------------|------------------|-------------------|---------------------|--------------------|------------------|--------------------|------------------|
| Arrivals | 467 | 437 | 437 | 462 | 462 | 360 | 398 |
| Total Movements | 933 | 871 | 888 | 918 | 936 | 705 | 805 |
| GDP Hours | No GDP | No GDP | No GDP | 6 | No GDP | No GDP | No GDP |
| GDP Compliance [%] | | | | | | | |
| - Qantas | N/A | N/A | N/A | 91 | N/A | N/A | N/A |
| - Jetstar | N/A | N/A | N/A | 92 | N/A | N/A | N/A |
| - Virgin Australia | N/A | N/A | N/A | 87 | N/A | N/A | N/A |
| - REX | N/A | N/A | N/A | 79 | N/A | N/A | N/A |
| - QantasLink | N/A | N/A | N/A | 78 | N/A | N/A | N/A |
| - Alliance Airlines | N/A | N/A | N/A | N/A | N/A | N/A | N/A |
| - Other | N/A | N/A | N/A | 100 | N/A | N/A | N/A |

Melbourne Airport - Week starting 21 Aug 2023



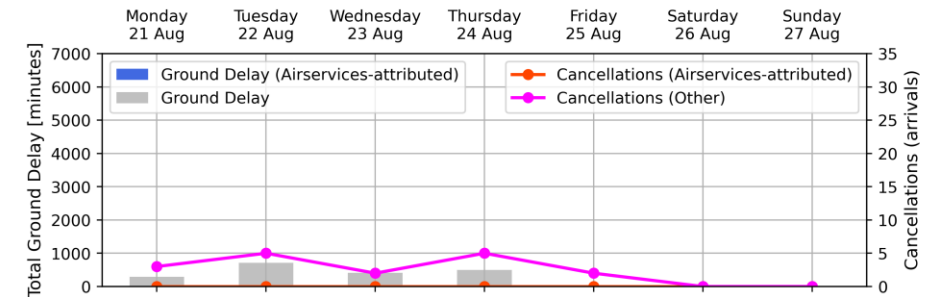
| | Monday 21 Aug | Tuesday 22 Aug | Wednesday 23 Aug | Thursday 24 Aug | Friday 25 Aug | Saturday 26 Aug | Sunday 27 Aug |
|---------------------|------------------|-------------------|---------------------|--------------------|------------------|--------------------|------------------|
| Arrivals | 346 | 332 | 342 | 356 | 357 | 278 | 302 |
| Total Movements | 687 | 668 | 674 | 718 | 718 | 541 | 618 |
| GDP Hours | 9 | 9 | No GDP | No GDP | 18 | 1 | 5 |
| GDP Compliance [%] | | | | | | | |
| - Qantas | 74 | 65 | N/A | N/A | 82 | N/A | 78 |
| - Jetstar | 83 | 67 | N/A | N/A | 76 | 50 | 64 |
| - Virgin Australia | 68 | 82 | N/A | N/A | 76 | 100 | 93 |
| - REX | 80 | 80 | N/A | N/A | 72 | N/A | 75 |
| - QantasLink | 91 | 73 | N/A | N/A | 87 | N/A | 73 |
| - Alliance Airlines | N/A | N/A | N/A | N/A | N/A | N/A | N/A |
| - Other | 70 | 75 | N/A | N/A | 100 | N/A | 100 |

Brisbane Airport - Week starting 21 Aug 2023



| | Monday 21 Aug | Tuesday 22 Aug | Wednesday 23 Aug | Thursday 24 Aug | Friday 25 Aug | Saturday 26 Aug | Sunday 27 Aug |
|---------------------|------------------|-------------------|---------------------|--------------------|------------------|--------------------|------------------|
| Arrivals | 301 | 306 | 311 | 304 | 318 | 216 | 234 |
| Total Movements | 611 | 608 | 622 | 616 | 635 | 418 | 479 |
| GDP Hours | No GDP | No GDP | No GDP | No GDP | No GDP | No GDP | No GDP |
| GDP Compliance [%] | | | | | | | |
| - Qantas | N/A | N/A | N/A | N/A | N/A | N/A | N/A |
| - Jetstar | N/A | N/A | N/A | N/A | N/A | N/A | N/A |
| - Virgin Australia | N/A | N/A | N/A | N/A | N/A | N/A | N/A |
| - REX | N/A | N/A | N/A | N/A | N/A | N/A | N/A |
| - QantasLink | N/A | N/A | N/A | N/A | N/A | N/A | N/A |
| - Alliance Airlines | N/A | N/A | N/A | N/A | N/A | N/A | N/A |
| - Other | N/A | N/A | N/A | N/A | N/A | N/A | N/A |

Perth Airport - Week starting 21 Aug 2023

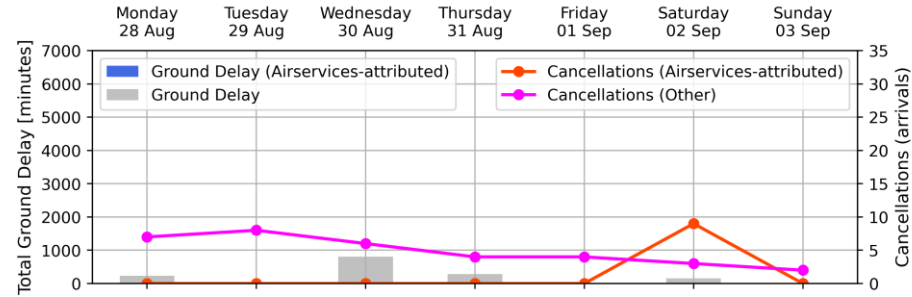


| | Monday 21 Aug | Tuesday 22 Aug | Wednesday 23 Aug | Thursday 24 Aug | Friday 25 Aug | Saturday 26 Aug | Sunday 27 Aug |
|---------------------|------------------|-------------------|---------------------|--------------------|------------------|--------------------|------------------|
| Arrivals | 231 | 273 | 256 | 269 | 215 | 108 | 122 |
| Total Movements | 459 | 539 | 510 | 536 | 418 | 221 | 228 |
| GDP Hours | 6 | 14 | 6 | 14 | No GDP | No GDP | No GDP |
| GDP Compliance [%] | | | | | | | |
| - Qantas | 0 | 77 | 100 | 100 | N/A | N/A | N/A |
| - Jetstar | N/A | 100 | N/A | 100 | N/A | N/A | N/A |
| - Virgin Australia | 67 | 85 | 79 | 65 | N/A | N/A | N/A |
| - REX | 100 | 57 | 67 | 88 | N/A | N/A | N/A |
| - QantasLink | 78 | 79 | 100 | 82 | N/A | N/A | N/A |
| - Alliance Airlines | 62 | 65 | 67 | 89 | N/A | N/A | N/A |
| - Other | 65 | 79 | 82 | 71 | N/A | N/A | N/A |



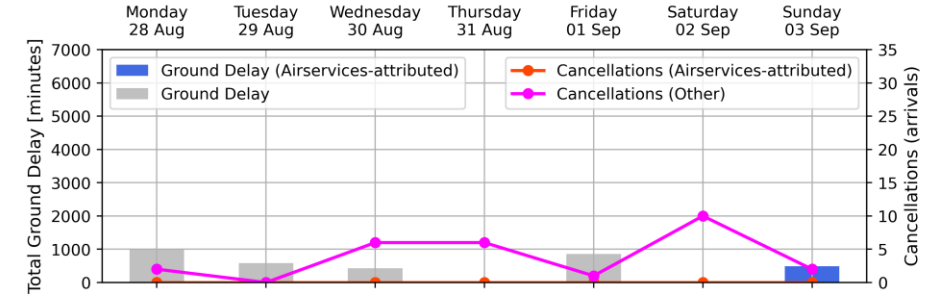
Weekly Airport Overview – Week starting 28 Aug 2023

Sydney KSA - Week starting 28 Aug 2023



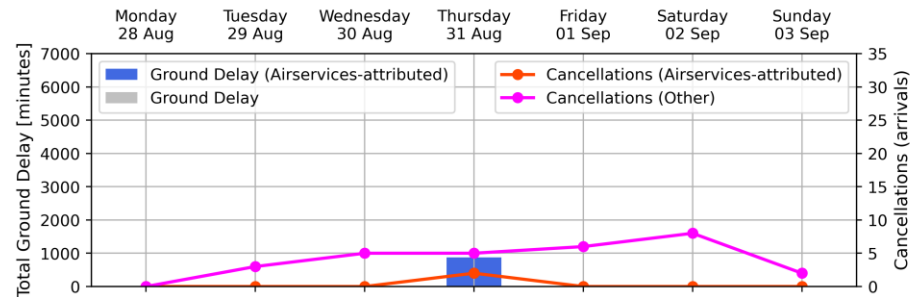
| | | | | | | | |
|---------------------|--------|---------|-----------|----------|--------|----------|--------|
| Arrivals | Monday | Tuesday | Wednesday | Thursday | Friday | Saturday | Sunday |
| Total Movements | 446 | 431 | 431 | 452 | 450 | 264 | 382 |
| GDP Hours | 888 | 857 | 871 | 903 | 901 | 565 | 772 |
| GDP Compliance [%] | 7 | 3 | 11 | 7 | No GDP | 7 | No GDP |
| - Qantas | 77 | 100 | 79 | 93 | N/A | 91 | N/A |
| - Jetstar | 83 | 100 | 74 | 74 | N/A | 58 | N/A |
| - Virgin Australia | 81 | 100 | 61 | 54 | N/A | 64 | N/A |
| - REX | 81 | 100 | 59 | 83 | N/A | 33 | N/A |
| - QantasLink | 77 | 100 | 97 | 90 | N/A | 91 | N/A |
| - Alliance Airlines | N/A | N/A | N/A | N/A | N/A | N/A | N/A |
| - Other | 60 | 100 | 56 | 100 | N/A | N/A | N/A |

Melbourne Airport - Week starting 28 Aug 2023



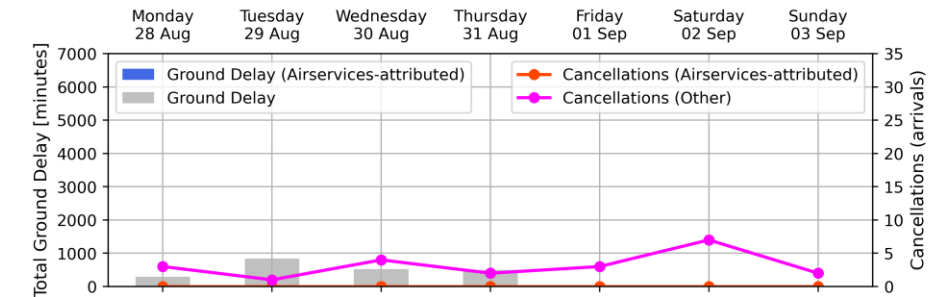
| | | | | | | | |
|---------------------|--------|---------|-----------|----------|--------|----------|--------|
| Arrivals | Monday | Tuesday | Wednesday | Thursday | Friday | Saturday | Sunday |
| Total Movements | 320 | 338 | 330 | 350 | 352 | 203 | 302 |
| GDP Hours | 640 | 670 | 655 | 710 | 707 | 432 | 615 |
| GDP Compliance [%] | 16 | 19 | 11 | No GDP | 17 | No GDP | 8 |
| - Qantas | 87 | 85 | 89 | N/A | 77 | N/A | 94 |
| - Jetstar | 83 | 81 | 70 | N/A | 71 | N/A | 70 |
| - Virgin Australia | 75 | 83 | 89 | N/A | 80 | N/A | 92 |
| - REX | 76 | 76 | 81 | N/A | 71 | N/A | 40 |
| - QantasLink | 75 | 90 | 89 | N/A | 94 | N/A | 82 |
| - Alliance Airlines | N/A | N/A | N/A | N/A | N/A | N/A | N/A |
| - Other | 57 | 100 | 50 | N/A | 100 | N/A | 0 |

Brisbane Airport - Week starting 28 Aug 2023



| | | | | | | | |
|---------------------|--------|---------|-----------|----------|--------|----------|--------|
| Arrivals | Monday | Tuesday | Wednesday | Thursday | Friday | Saturday | Sunday |
| Total Movements | 309 | 298 | 300 | 306 | 305 | 150 | 241 |
| GDP Hours | 616 | 594 | 608 | 613 | 608 | 329 | 488 |
| GDP Compliance [%] | No GDP | No GDP | No GDP | 9 | No GDP | No GDP | No GDP |
| - Qantas | N/A | N/A | N/A | 88 | N/A | N/A | N/A |
| - Jetstar | N/A | N/A | N/A | 36 | N/A | N/A | N/A |
| - Virgin Australia | N/A | N/A | N/A | 65 | N/A | N/A | N/A |
| - REX | N/A | N/A | N/A | 71 | N/A | N/A | N/A |
| - QantasLink | N/A | N/A | N/A | 82 | N/A | N/A | N/A |
| - Alliance Airlines | N/A | N/A | N/A | 67 | N/A | N/A | N/A |
| - Other | N/A | N/A | N/A | 67 | N/A | N/A | N/A |

Perth Airport - Week starting 28 Aug 2023



| | | | | | | | |
|---------------------|--------|---------|-----------|----------|--------|----------|--------|
| Arrivals | Monday | Tuesday | Wednesday | Thursday | Friday | Saturday | Sunday |
| Total Movements | 227 | 272 | 255 | 270 | 209 | 64 | 108 |
| GDP Hours | 451 | 537 | 513 | 532 | 417 | 163 | 206 |
| GDP Compliance [%] | 7 | 14 | 14 | 14 | No GDP | No GDP | No GDP |
| - Qantas | 67 | 77 | 90 | 89 | N/A | N/A | N/A |
| - Jetstar | N/A | 100 | 100 | 100 | N/A | N/A | N/A |
| - Virgin Australia | 50 | 63 | 75 | 76 | N/A | N/A | N/A |
| - REX | 100 | 100 | 86 | 100 | N/A | N/A | N/A |
| - QantasLink | 91 | 86 | 84 | 88 | N/A | N/A | N/A |
| - Alliance Airlines | 88 | 82 | 89 | 89 | N/A | N/A | N/A |
| - Other | 75 | 69 | 77 | 79 | N/A | N/A | N/A |



Air Traffic Flow Management and Performance dashboard legend

Total Ground Delay. Flight delays experienced when waiting (on the ground) for a GDP-assigned departure slot as result of predicted congestion at the arrival airport. Airlines may optimise GDP slots to minimise delays. Not included is ground delay for GA and Military.

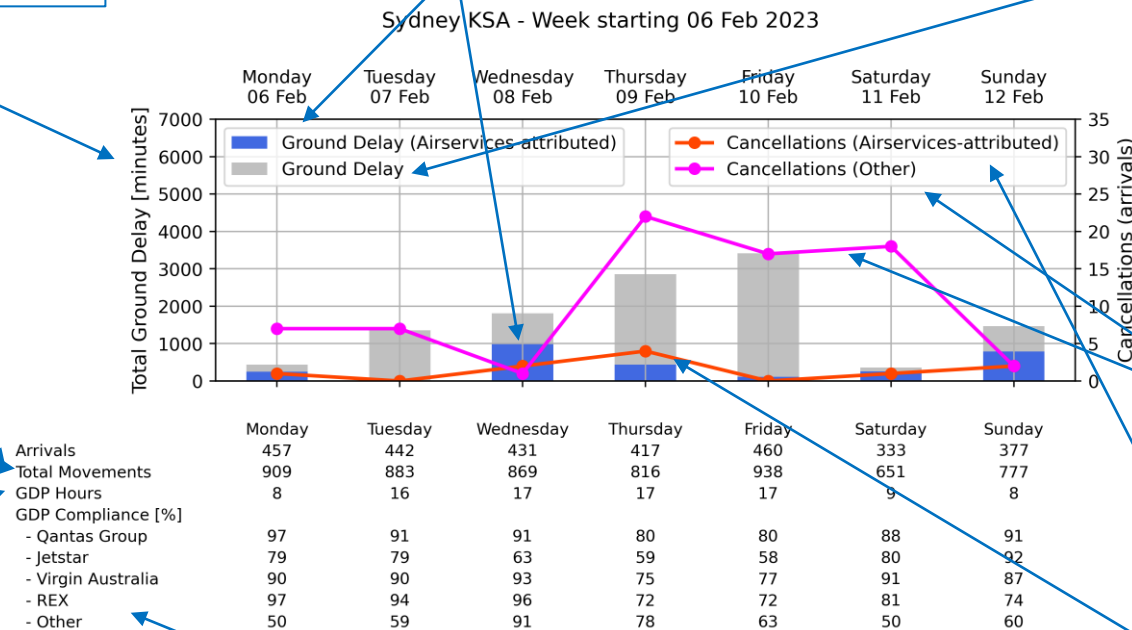
Ground Delay (Airservices-attributed). Proportion of ground delay due to Airservices reduced service delivery. This includes Airservices staffing impact and technical issues of Airservices operational equipment.

Ground Delay. Total ground delay experienced by flights departing to this airport. Total ground delay includes factors outside of Airservices control, which include inclement weather and reduced airport usability.

Arrivals. Total arrivals at this airport during the day of the report

Total Movements. Total movements at this airport during the day of the report. Movements include arrival and departing aircraft.

GDP Hours. Total hours where the number of scheduled flights exceeded the predicted available capacity at this airport. This triggers a GDP to be put in place to ensure an orderly flow of flights into this airport. A GDP typically starts one hour ahead of a congested period and concludes one or two hours after.



Cancellations (arrivals). Number of flights scheduled to arrive at this airport determined to have been cancelled within 24 hours of departure.

Cancellations (Other). Number of scheduled flight cancellations outside of Airservices control, which include inclement weather, aircraft technical issues, and other airline decisions.

Cancellations (Airservices-attributed). Number of scheduled flight cancellations attributable to Airservices reduced service delivery.

GDP Compliance. Proportion of flights into this airport that departed compliant with their assigned GDP slot. Ensuring a flight depart compliant with its assigned GDP slot is the responsibility of the airline operating the flight.

GDP – Ground Delay Program
KSA – Kingsford Smith Airport